

NEW SAYERS FOOD STORE

SUBJECT	Addendum No. 4	PROJECT	2102
DATE	September 27, 2021	PAGES	3

ADDENDUM No. 4

1. General Information:

Tender closing is extended per REVISION to DIVISION 00 – INSTRUCTION TO BIDDERS, 05.2 Bid Closing Time:

- Before 2:00 pm local time, as determined by the clock located in the location for receiving bids on **Thursday, September 30;**

Additional Addendum covering questions regarding the following will be issued by end-of-day, Tuesday, Sept. 28:

- A020 – Assemblies;
- A320 – Typ. Section Details;
- A500 – Interior Elevations;
- A900 – Millwork;

2. Architectural Drawings

Refer to Clouded Revisions for the following sheets:

- A100 – Ground Level Floor Plan
- A101 – Level 2 Floor Plan
- A102 – Roof Plan
- A150 – Ground Level Reflected Ceiling Plan
- A151 – Level 2 Reflected Ceiling Plan
- A200 – Building Elevations
- A300 – Building Sections
- A310 – Wall Sections
- A311 – Wall Sections
- A312 – Wall Sections – Sheet Added
- A510 – Interior Wall Sections – Sheet Added

3. Mechanical Drawings

Refer to Mechanical Addendum M-2

3. Questions

The following Addendum No. 4 is issued to **answer questions related to the following questions by bidders:**

4.1 *What is going on the ceiling in the vestibule and bakery areas?*

Answer: Refer to revised Reflected Ceiling Plans (A150,A151), Wall Sections (A312), Interior Wall Sections (A510).

4.2 *The drawings refer to A301 and A500 but they are not included. Are these going to be added?*

Answer: Tags for A301 have been updated to A300 as there is only one page of Building Sections. A500 will be added in a subsequent addendum.

4.3 *Can we have an extension on the close date of this project to give our trades time to price once we receive the outstanding RFI's?*

Answer: Yes, refer to General Information for revised closing date.

4.4 *I am a little confused. I spoke with the refrigeration contractor spec'd in addendum 3 and he mentioned that he already sent the quote to yourself and the ownership. Are we to carry the supply and install or not?*

Answer: Per Addendum 3, "Contractor to supply and install refrigeration system to service all display & walkin coolers/freezers." This has been clarified with Oxford Energy Solutions Inc.

4.5 *We have been doing grocery stores for 35+ years and have never worked with the 3 contractors. I am not saying they aren't capable. But we would not feel comfortable working with a refrigeration contractor we have never worked with before, on a hard-tender project. Are you sure you don't want to let the following contractors bid?*

- Crossroads Refrigeration
- Mapleridge Mechanical
- Neeland Refrigeration
- Erin Refrigeration
- Scottys Refrigeration

These refrigeration contractors specialize in Grocery stores.

Answer: Given the specific installation requirements of the system, please use Acceptable Installers listed on A450 (Addendum #3).

4.6 Interior Finishing Questions:

1. *Drawing A100, partition PC3 @ Gridline 7a. This looks to be the wrong partition, as PC3 is a 3 5/8" wall, yet it is wider than the connected 6" wall.*
2. *Drawing A100, partition PC1. Construction for this wall assembly is missing.*
3. *Drawings A310 & A311, parapets PA1 & PA2. Construction for these parapets is missing.*
4. *Drawing A101, Gridline 5. This is shown as wall type W2A, but is also shown in wall section 1/A311 as wall type W2B. Which is it?*
5. *Drawing A101, Gridline 5a. This is shown as wall type W4A, but is also shown in wall section 2/A311 as wall type W1A. Construction for W1A is missing. What is this wall supposed to be? Drawing 3/A300, Gridline A. Wall section circled, indicating a blown-up detail, but no detail given. Is there a missing detail, or was this not supposed to be circled in the first place?*
6. *Drawing A150, ceiling CC1 & CC2. No details given for this ceiling type, other than "cement cladding – board and batten texture". No information on panel sizes, material, manufacturer, colour, installation, etc., and not mentioned in specs. We also need to know if there is backup framing required for installation (T-Bar, furring channels, etc.) so that we can price accordingly.*
7. *Same issue as above, on same drawing, with ceiling WDS1. No details given for this ceiling type, and not mentioned in specs*
8. *Drawing A150, "ceiling" TL01. According to 2/A800 (Interior Finishes Legend), this is floor tile.*
9. *Drawing A150, ceiling FRB. No details given for this acronym at all.*
10. *Is the Hardie panels on the board and batten installation all one colour.? DWP 1, 2,3*
11. *Please provide Spacing of the battens and size of the Battens?*

12. *Is there interior Hardie panels A500 not in tender set?*
13. *Is metal MT3 painted structural steel or metal panel? If panel what is the material as the size is to large for metal flashings and will oilcan?*
14. *Will you be providing more details and blown up wall sections for parapet construction and wall constructions, canopy construction?*
15. *Roxul insulation deliveries are running approx. 6 months , is there another insulation that can be used in the exterior wall assemblies?*

Answer:

- Refer to revised Arch. Drawings;
- Additional information on interior assemblies, typ. exterior details, AND interior elevations to be issued in subsequent addendum (Tuesday, Sept. 28).
- Roxul Insulation - Equivalent alternative insulations can be submitted for Architect Review during Construction;

4.7 *I just received a price for an alternate entrance mat to what was in the specification from KN Crowder. Can you please let me know if this would be accepted? I have attached the cut sheet (See FM-14 cut sheet):*

Answer: No, please use specified 'Grate Mat XT.

Contractor must check and verify all dimensions on the job, and report any discrepancies to the Architect before proceeding with the work.
Do not scale this drawing.

REV	DESCRIPTION	DATE	BY
1	ISSUED FOR SPA	210618	AB
2	REVISED SPA	210709	AB
3	REVISED SPA	210809	AB
4	ISSUED FOR TENDER	210824	AB
5	ISSUED FOR BUILDING PERMIT	210909	AB
6	TENDER ADDENDUM #1	210914	AB
7	TENDER ADDENDUM #2	210917	AB
8	TENDER ADDENDUM #3	210923	AB
9	TENDER ADDENDUM #4	210927	AB

MJMA

maclennan jaunkins miller architects
425 adelaide street west level 6
toronto ontario m5v 3c1
416 593 6796
www.mjmaarchitects.com

TRITON ENGINEERING SERVICES LTD

CIVIL ENGINEERS
229 BROADWAY, UNIT 1
ORANGEVILLE, ONTARIO, L9W 1K4
TEL 519 941 0330 FAX 519 941 1830

BLACKWELL


STRUCTURAL ENGINEERS
134 PETER STREET, SUITE 1301
TORONTO, ONTARIO, M5V 2H2
TEL 416.593.5300 FAX 416.593.4840

SMITH + ANDERSON

MECHANICAL AND ELECTRICAL ENGINEERS
1100 - 100 SHEPPARD AVENUE EAST
TORONTO, ONTARIO, M2N 6N6
TEL 416.487.8151

SAYERS FOOD LIMITED

132 BURLEIGH STREET
t: 705.656.4531
e: sayers@apsley.ca



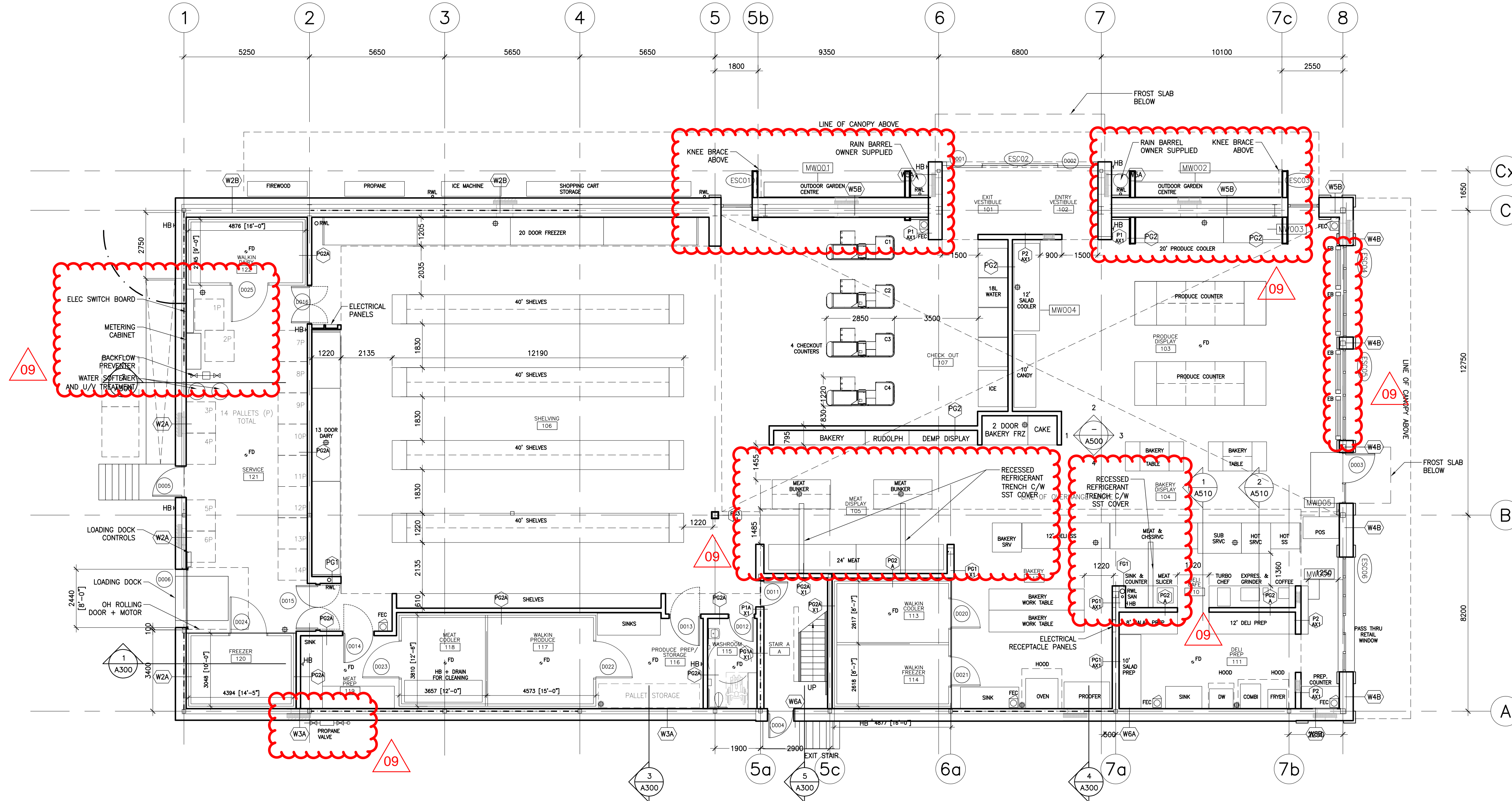
PROJECT TITLE
**NEW SAYERS FOOD STORE
BURLEIGH STREET, APSLEY**

DRAWING TITLE
**GROUND LEVEL
FLOOR PLAN**

SCALE
1:100
DATE
SEPTEMBER 27, 2021

PROJECT NUMBER
2102
DRAWING NUMBER

A100



Contractor must check and verify all dimensions on the job, and report any discrepancies to the Architect before proceeding with the work.
Do not scale this drawing.

REV	DESCRIPTION	DATE	BY
1	ISSUED FOR SPA	210618	AB
2	REVISED SPA	210709	AB
3	REVISED SPA	210809	AB
4	ISSUED FOR TENDER	210824	AB
5	ISSUED FOR BUILDING PERMIT	210909	AB
6	TENDER ADDENDUM #1	210914	AB
7	TENDER ADDENDUM #2	210917	AB
8	TENDER ADDENDUM #3	210923	AB
9	TENDER ADDENDUM #4	210927	AB


MJMA
maclennan jaunkins miller architects
425 adelaide street west level 6
toronto ontario m5v 3c1
416 593 6796
www.mjmaarchitects.com

TRITON ENGINEERING SERVICES LTD
CIVIL ENGINEERS
229 BROADWAY, UNIT 1
ORANGEVILLE, ONTARIO, L9W 1K4
TEL 519 941 0330 FAX 519 941 1830

BLACKWELL
STRUCTURAL ENGINEERS
134 PETER STREET, SUITE 1301
TORONTO, ONTARIO, M5V 2H2
TEL 416.593.5300 FAX 416.593.4840

SMITH + ANDERSON
MECHANICAL AND ELECTRICAL ENGINEERS
1100 - 100 SHEPPARD AVENUE EAST
TORONTO, ONTARIO, M2N 6N6
TEL 416.487.8151

SAYERS FOOD LIMITED
132 BURLEIGH STREET
t: 705.656.4531
e: sayers@apsley.ca



PROJECT TITLE
**NEW SAYERS FOOD STORE
BURLEIGH STREET, APSLEY**

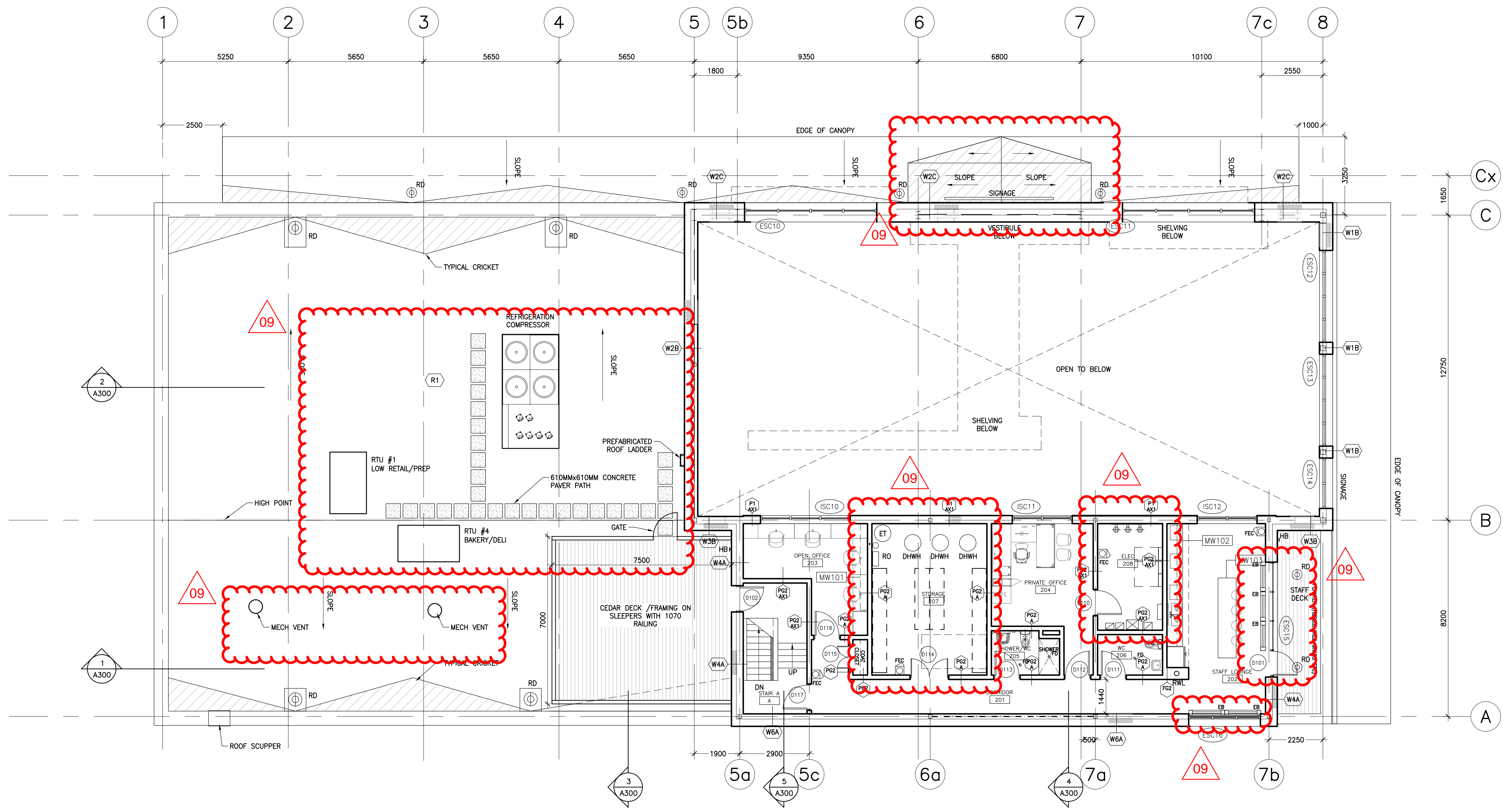
DRAWING TITLE
**LEVEL 2
FLOOR PLAN**

SCALE
1:100

DATE
SEPTEMBER 27, 2021

PROJECT NUMBER
2102

DRAWING NUMBER
A101



Contractor must check and verify all dimensions on the job, and report any discrepancies to the Architect before proceeding with the work.
Do not scale this drawing.

REV	DESCRIPTION	DATE	BY
1	ISSUED FOR SPA	210618	AB
2	REVISED SPA	210709	AB
3	REVISED SPA	210809	AB
4	ISSUED FOR TENDER	210824	AB
5	ISSUED FOR BUILDING PERMIT	210909	AB
6	TENDER ADDENDUM #1	210914	AB
7	TENDER ADDENDUM #2	210917	AB
8	TENDER ADDENDUM #3	210923	AB
9	TENDER ADDENDUM #4	210927	AB


MJMA
maclennan jaunkins miller architects
425 adelaide street west level 6
toronto ontario m5v 3c1
416 593 6796
www.mjmaarchitects.com

TRITON ENGINEERING SERVICES LTD
CIVIL ENGINEERS
229 BROADWAY, UNIT 1
ORANGEVILLE, ONTARIO, L9W 1K4
TEL 519 941 0330 FAX 519 941 1830

BLACKWELL
STRUCTURAL ENGINEERS
134 PETER STREET, SUITE 1301
TORONTO, ONTARIO, M5V 2H2
TEL 416.593.5300 FAX 416.593.4840

SMITH + ANDERSON
MECHANICAL AND ELECTRICAL ENGINEERS
1100 - 100 SHEPPARD AVENUE EAST
TORONTO, ONTARIO, M2N 6N6
TEL 416.487.8151

SAYERS FOOD LIMITED
132 BURLEIGH STREET
t: 705.656.4531
e: sayers@apsley.ca



PROJECT TITLE
**NEW SAYERS FOOD STORE
BURLEIGH STREET, APSLEY**

DRAWING TITLE
ROOF PLAN

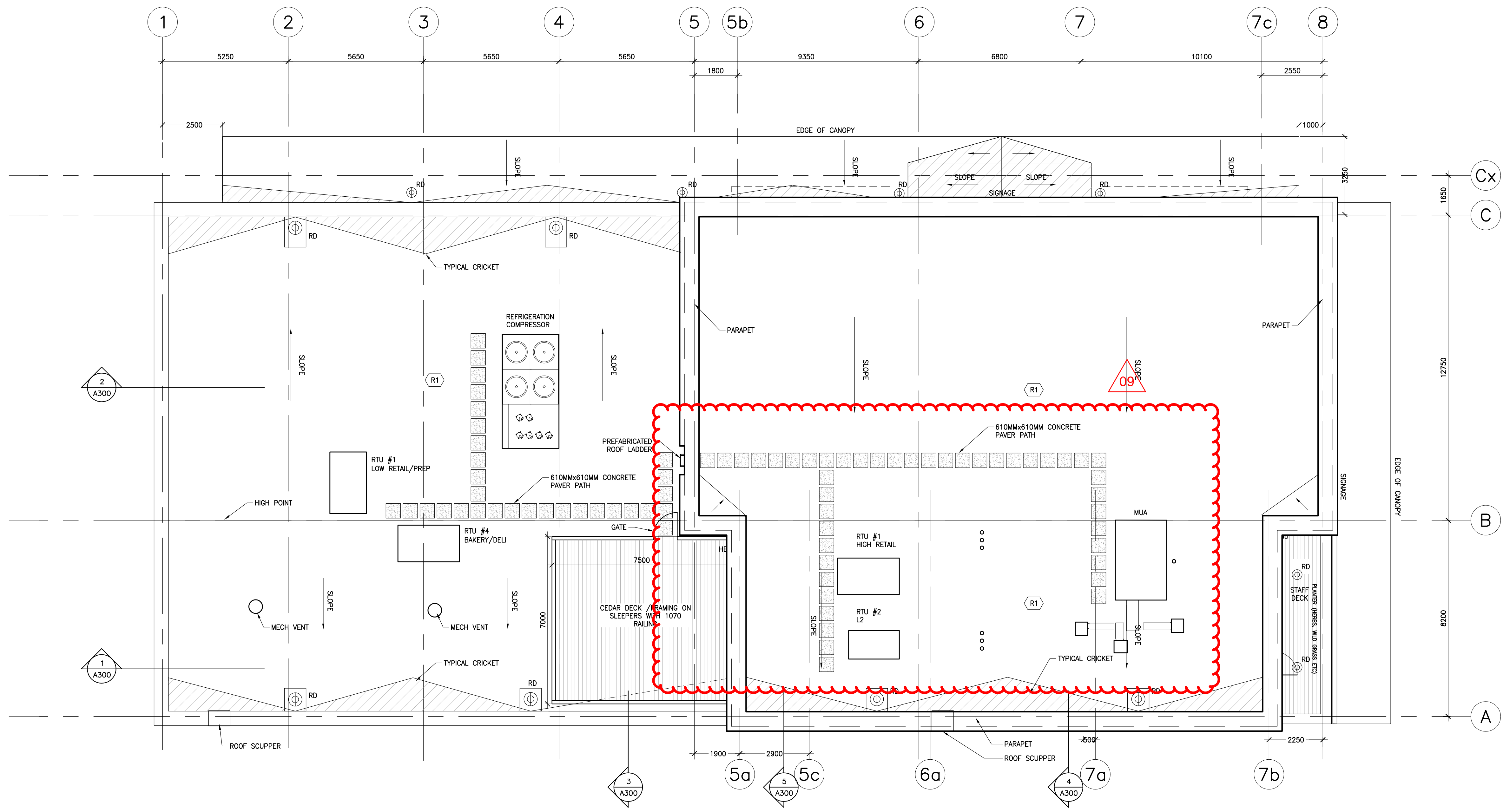
SCALE
1:100

DATE
SEPTEMBER 27, 2021

PROJECT NUMBER
2102

DRAWING NUMBER

A102



Contractor must check and verify all dimensions on the job, and report any discrepancies to the Architect before proceeding with the work. Do not scale this drawing.

REV	DESCRIPTION	DATE	BY
1	ISSUED FOR SPA	210618	AB
2	REVISED SPA	210709	AB
3	REVISED SPA	210809	AB
4	ISSUED FOR TENDER	210824	AB
5	ISSUED FOR BUILDING PERMIT	210909	AB
6	TENDER ADDENDUM #1	210914	AB
7	TENDER ADDENDUM #2	210917	AB
8	TENDER ADDENDUM #3	210923	AB
9	TENDER ADDENDUM #4	210927	AB

MJMA
 macleannan jaunkalns miller architects
 425 Adelaide Street West Level 6
 Toronto Ontario M5V 3C1
 416.593.6796
 www.mjmaarchitects.com

TRITON ENGINEERING SERVICES LTD
 CIVIL ENGINEERS
 229 BROADWAY, UNIT 1
 ORANGEVILLE, ONTARIO, L9W 1K4
 TEL 519 941 0330 FAX 519 941 1830

BLACKWELL
 STRUCTURAL ENGINEERS
 134 PETER STREET, SUITE 1301
 TORONTO, ONTARIO, M5V 2H2
 TEL 416.593.5300 FAX 416.593.4840

SMITH + ANDERSON
 MECHANICAL AND ELECTRICAL ENGINEERS
 1100 - 100 SHEPPARD AVENUE EAST
 TORONTO, ONTARIO, M2N 6N6
 TEL 416.487.8151

SAYERS FOOD LIMITED
 132 BURLEIGH STREET
 t: 705.656.4531
 e: sayers@apsley.ca

NORTH ARROW

PROJECT TITLE
**NEW SAYERS FOOD STORE
 BURLEIGH STREET, APSLEY**

DRAWING TITLE
**GROUND LEVEL
 REFLECTED CEILING PLANS**

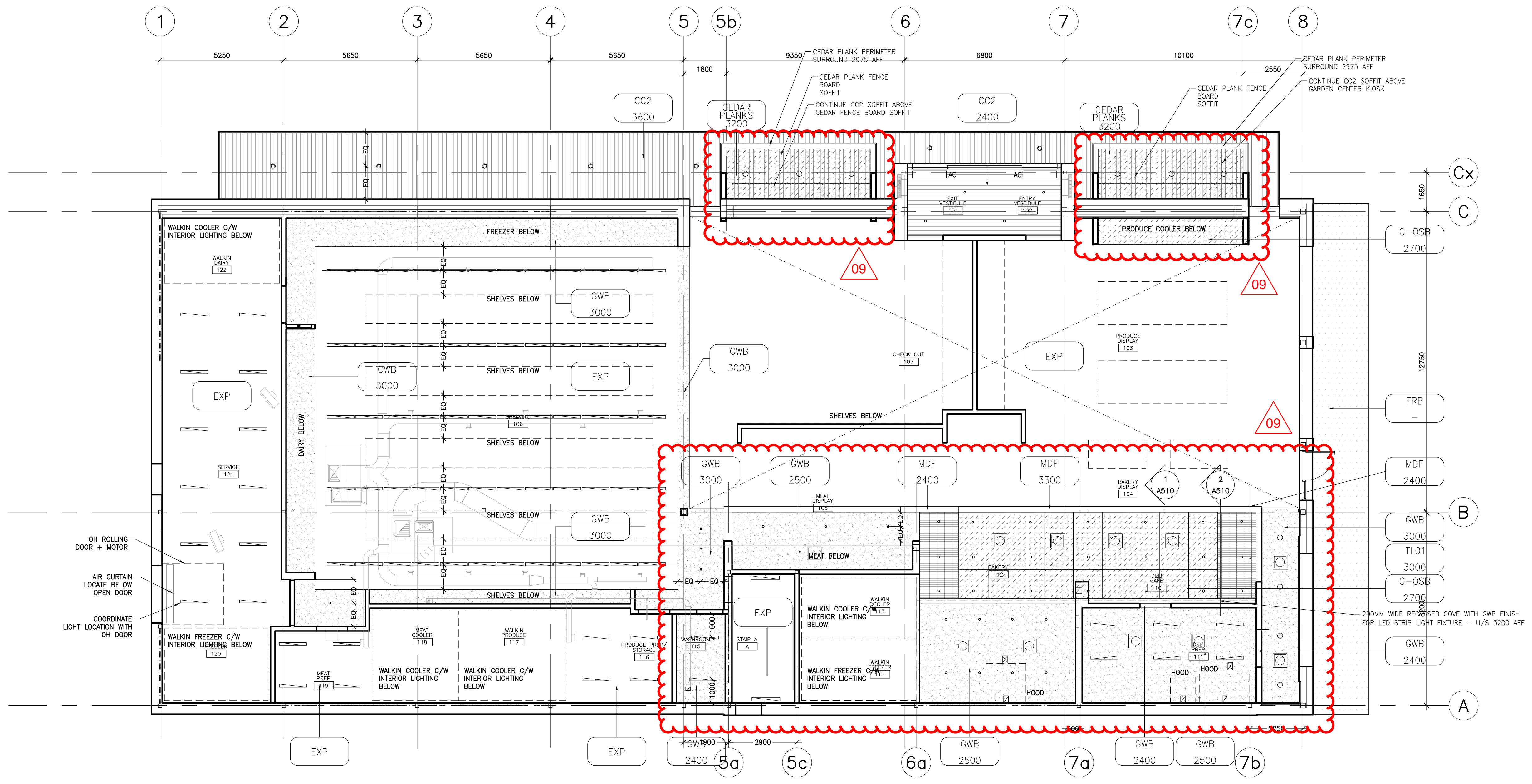
SCALE
1:100

DATE
SEPTEMBER 27, 2021

PROJECT NUMBER
2102

DRAWING NUMBER

A150



Contractor must check and verify all dimensions on the job, and report any discrepancies to the Architect before proceeding with the work.
Do not scale this drawing.

REV	DESCRIPTION	DATE	BY
1	ISSUED FOR SPA	210618	AB
2	REVISED SPA	210709	AB
3	REVISED SPA	210809	AB
4	ISSUED FOR TENDER	210824	AB
5	ISSUED FOR BUILDING PERMIT	210909	AB
6	TENDER ADDENDUM #1	210914	AB
7	TENDER ADDENDUM #2	210917	AB
8	TENDER ADDENDUM #3	210923	AB
9	TENDER ADDENDUM #4	210927	AB


MJMA
maclennan jaunkins miller architects
425 adelaide street west level 6
toronto ontario m5v 3c1
416 593 6796
www.mjmaarchitects.com

TRITON ENGINEERING SERVICES LTD
CIVIL ENGINEERS
229 BROADWAY, UNIT 1
ORANGEVILLE, ONTARIO, L9W 1K4
TEL 519 941 0330 FAX 519 941 1830

BLACKWELL
STRUCTURAL ENGINEERS
134 PETER STREET, SUITE 1301
TORONTO, ONTARIO, M5V 2H2
TEL 416.593.5300 FAX 416.593.4840

SMITH + ANDERSON
MECHANICAL AND ELECTRICAL ENGINEERS
1100 - 100 SHEPPARD AVENUE EAST
TORONTO, ONTARIO, M2N 6N6
TEL 416.487.8151

SAYERS FOOD LIMITED
132 BURLEIGH STREET
t: 705.656.4531
e: sayers@apsley.ca



PROJECT TITLE
**NEW SAYERS FOOD STORE
BURLEIGH STREET, APSLEY**

DRAWING TITLE
**LEVEL 2
REFLECTED CEILING PLAN**

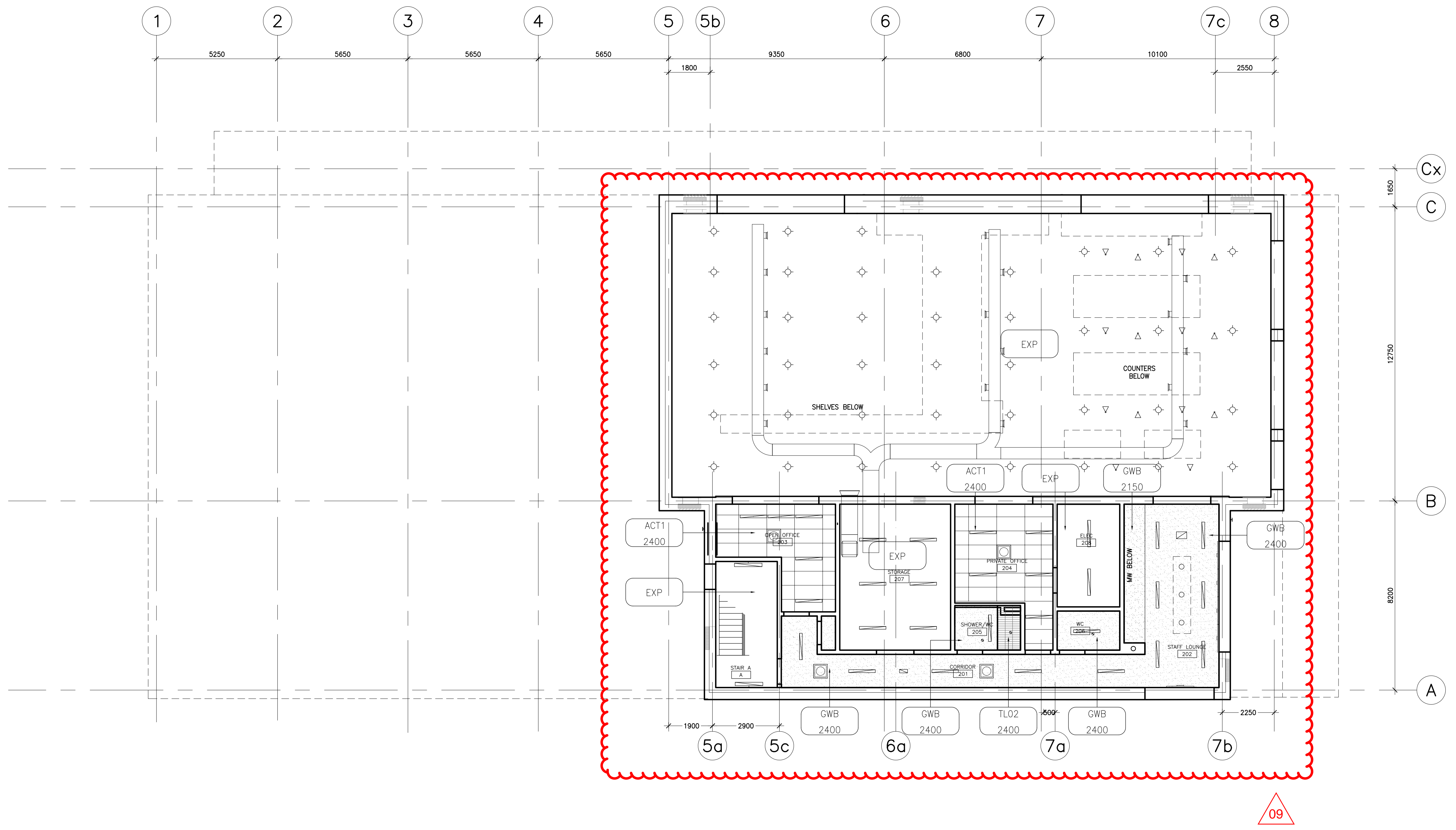
SCALE
1:100

DATE
SEPTEMBER 27, 2021

PROJECT NUMBER
2102

DRAWING NUMBER

A151



09

Contractor must check and verify all dimensions on the job, and report any discrepancies to the Architect before proceeding with the work. Do not scale this drawing.

REV	DESCRIPTION	DATE	BY
1	ISSUED FOR SPA	210618	AB
2	REVISED SPA	210709	AB
3	REVISED SPA	210809	AB
4	ISSUED FOR TENDER	210824	AB
5	ISSUED FOR BUILDING PERMIT	210909	AB
6	TENDER ADDENDUM #1	210914	AB
7	TENDER ADDENDUM #2	210917	AB
8	TENDER ADDENDUM #3	210923	AB
9	TENDER ADDENDUM #4	210927	AB


MJMA
 macleann jaunkins miller architects
 425 adelaide street west level 6
 toronto ontario m5v 3c1
 416 593 6796
 www.mjmaarchitects.com

TRITON ENGINEERING SERVICES LTD
 CIVIL ENGINEERS
 229 BROADWAY, UNIT 1
 ORANGEVILLE, ONTARIO, L9W 1K4
 TEL 519 941 0330 FAX 519 941 1830

BLACKWELL
 STRUCTURAL ENGINEERS
 134 PETER STREET, SUITE 1301
 TORONTO, ONTARIO, M5V 2H2
 TEL 416.593.5300 FAX 416.593.4840

SMITH + ANDERSON
 MECHANICAL AND ELECTRICAL ENGINEERS
 1100 - 100 SHEPPARD AVENUE EAST
 TORONTO, ONTARIO, M2N 6N6
 TEL 416.487.8151

SAYERS FOOD LIMITED
 132 BURLEIGH STREET
 t: 705.656.4531
 e: sayers@apsley.ca



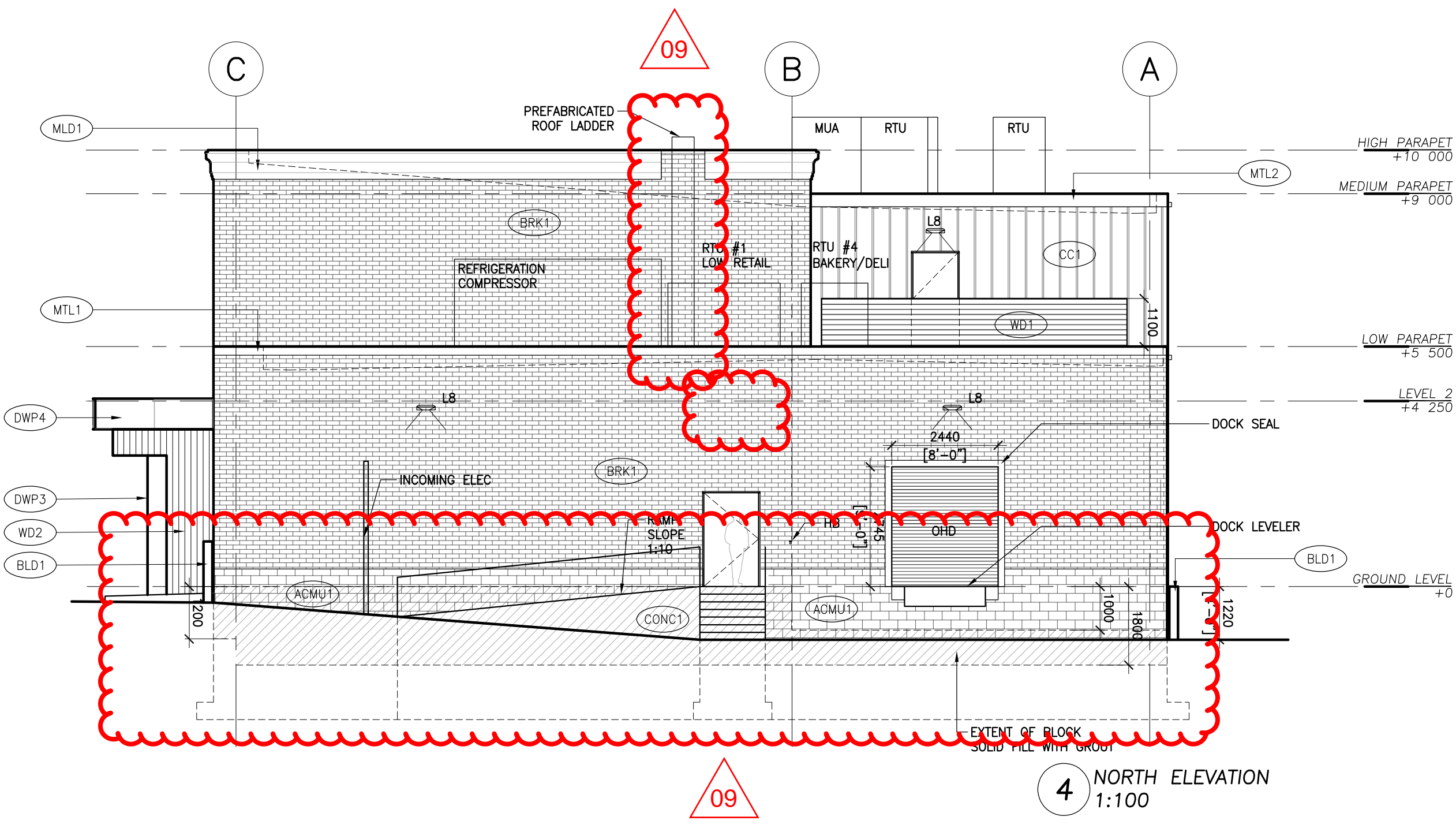
PROJECT TITLE
**NEW SAYERS FOOD STORE
 BURLEIGH STREET, APSLEY**

DRAWING TITLE
BUILDING ELEVATIONS

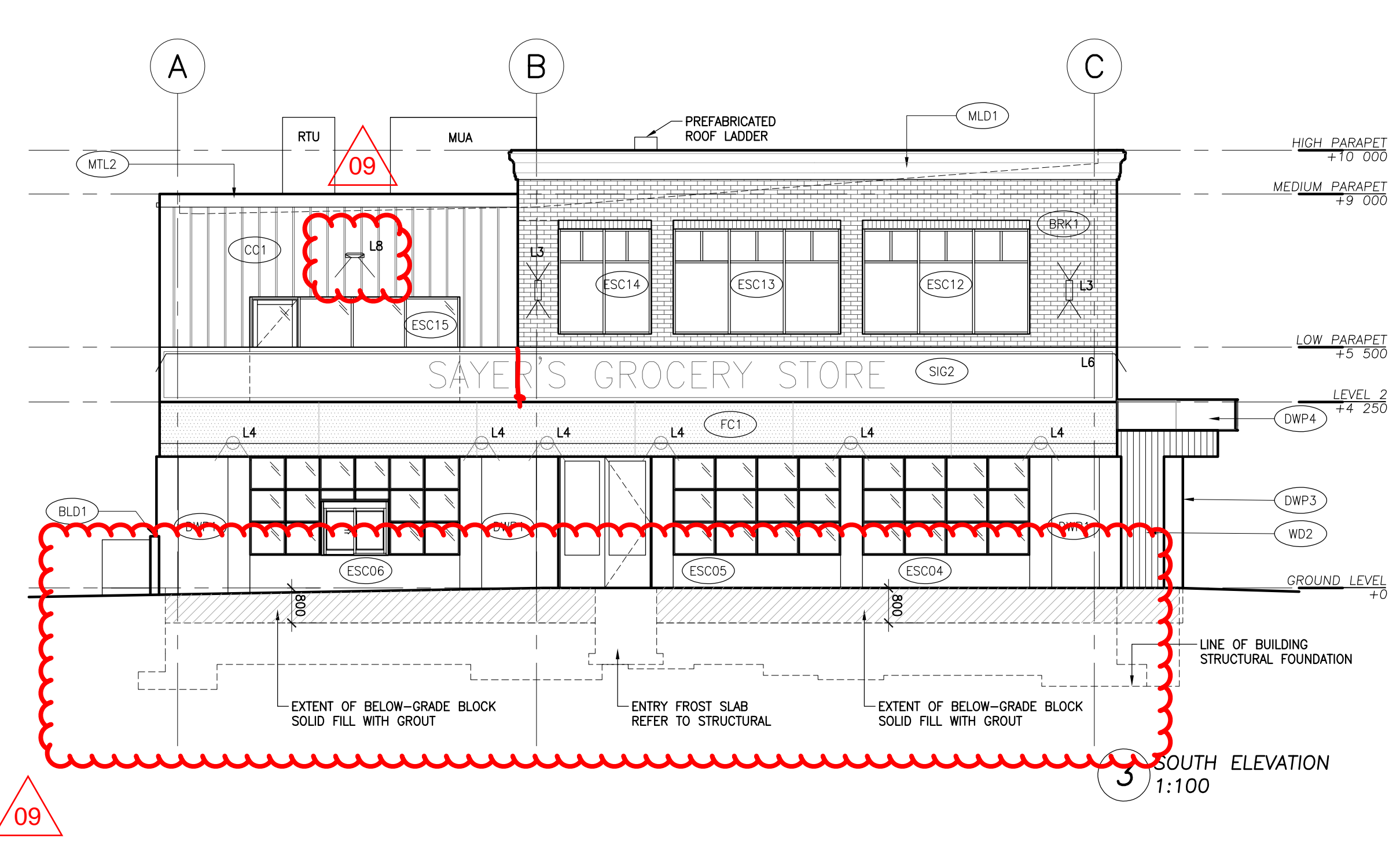
SCALE
1:100
 DATE
SEPTEMBER 27, 2021

PROJECT NUMBER
2102
 DRAWING NUMBER

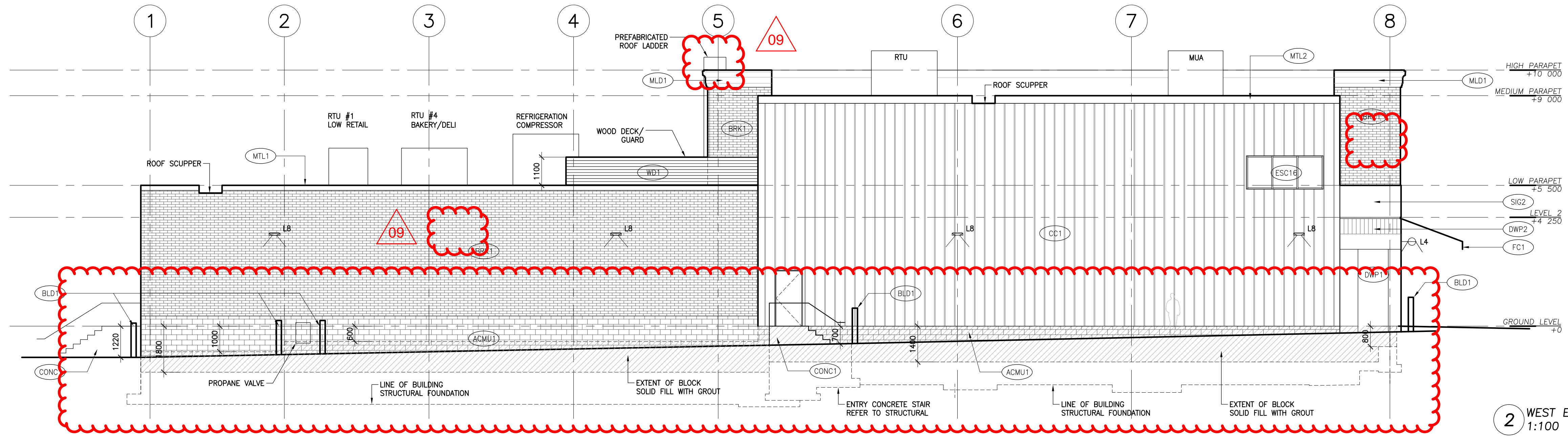
A200



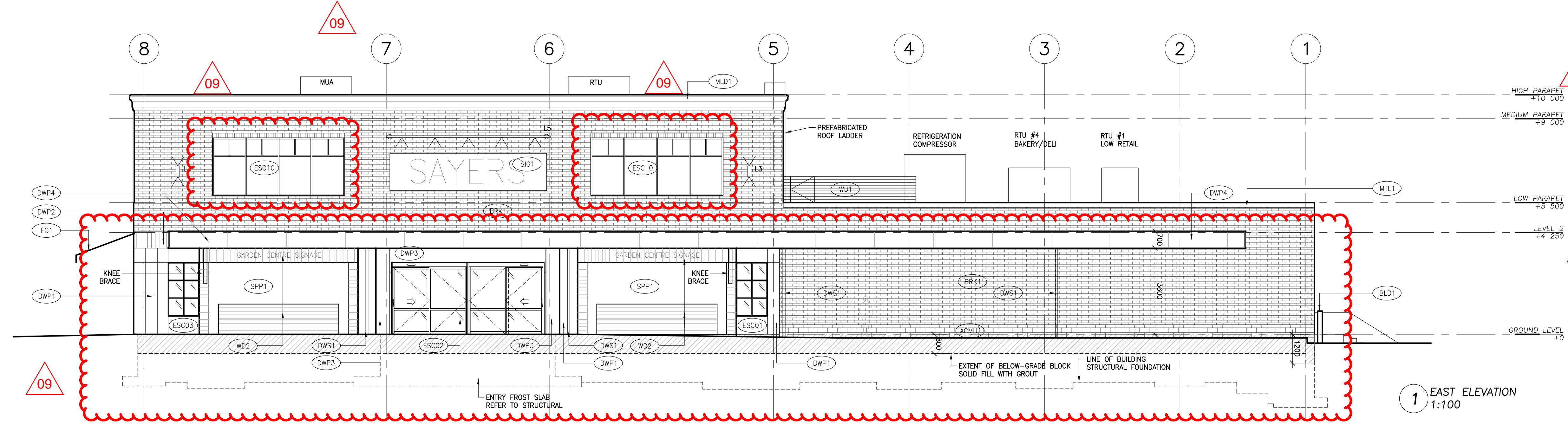
**4 NORTH ELEVATION
 1:100**



**3 SOUTH ELEVATION
 1:100**



**2 WEST ELEVATION
 1:100**



**1 EAST ELEVATION
 1:100**

EXTERIOR LIGHTING SCHEDULE

L1	PARKING LOT LIGHT POST	DOWN
L2	PARKETTE ACCENT LIGHT	DOWN
L3	FACADE UP/DOWN LIGHT	UP/DOWN
L4	FACADE SCIENCE	DOWN
L5	FACADE EAST SIGN	DOWN
L6	FACADE SOUTH SIGN	DOWN
L8	FACADE SERVICE	DOWN
L9	MARKET STALL ACCENT	DOWN
L10	MARKET STALL LIGHT	DOWN
L11	PARKING POST LIGHT	DOWN

ELEVATION MATERIAL LEGEND

ACMU1	ARCHITECTURAL CONCRETE MASONRY UNITS
BRK1	BRICK
CC1	CEMENT CLADDING - BOARD AND BATTEN TEXTURE
DWP1	DECORATIVE WALL PANELING - PAINTED
DWP2	DECORATIVE WALL PANELING - PAINTED (CC2 + CUSTOM MOLDING)
DWP3	EAST ENTRY PANELING - PAINTED (CC2 + CUSTOM MOLDING)
DWP4	CANOPY FASCIA PANELING - PAINTED (CC2 + CUSTOM MOLDING)
FC1	EXTERIOR MOLDING - PAINTED PLASTER
CONC1	CIP CONCRETE
MTL1	PREFINISHED METAL FLASHING
MTL2	PREFINISHED METAL FLASHING
WD1	EXTERIOR WOOD FENCE - STAINED
WD2	EXTERIOR WOOD GARDEN STALLS - STAINED
BLD1	PAINTED
FC1	FABRIC CANOPY
SIG1	EAST SIGNAGE PANEL
SIG2	SOUTH SIGNAGE PANEL
DWS1	PTD METAL DOWNSPOUT
SPP1	SOLID PHENOLIC PANEL

Contractor must check and verify all dimensions on the job, and report any discrepancies to the Architect before proceeding with the work. Do not scale this drawing.

REV	DESCRIPTION	DATE	BY
1	ISSUED FOR SPA	210618	AB
2	REVISED SPA	210709	AB
3	REVISED SPA	210809	AB
4	ISSUED FOR TENDER	210824	AB
5	ISSUED FOR BUILDING PERMIT	210909	AB
6	TENDER ADDENDUM #1	210914	AB
7	TENDER ADDENDUM #2	210917	AB
8	TENDER ADDENDUM #3	210923	AB
9	TENDER ADDENDUM #4	210927	AB


MJMA
 macleann jaunkins miller architects
 425 adelaide street west level 6
 toronto ontario m5v 3c1
 416 593 6796
 www.mjmaarchitects.com

TRITON ENGINEERING SERVICES LTD
 CIVIL ENGINEERS
 229 BROADWAY, UNIT 1
 ORANGEVILLE, ONTARIO, L9W 1K4
 TEL 519 941 0330 FAX 519 941 1830

BLACKWELL
 STRUCTURAL ENGINEERS
 134 PETER STREET, SUITE 1301
 TORONTO, ONTARIO, M5V 2H2
 TEL 416.593.5300 FAX 416.593.4840

SMITH + ANDERSON
 MECHANICAL AND ELECTRICAL ENGINEERS
 1100 - 100 SHEPPARD AVENUE EAST
 TORONTO, ONTARIO, M2N 6N6
 TEL 416.487.8151

SAYERS FOOD LIMITED
 132 BURLEIGH STREET
 t: 705.656.4531
 e: sayers@apsley.ca

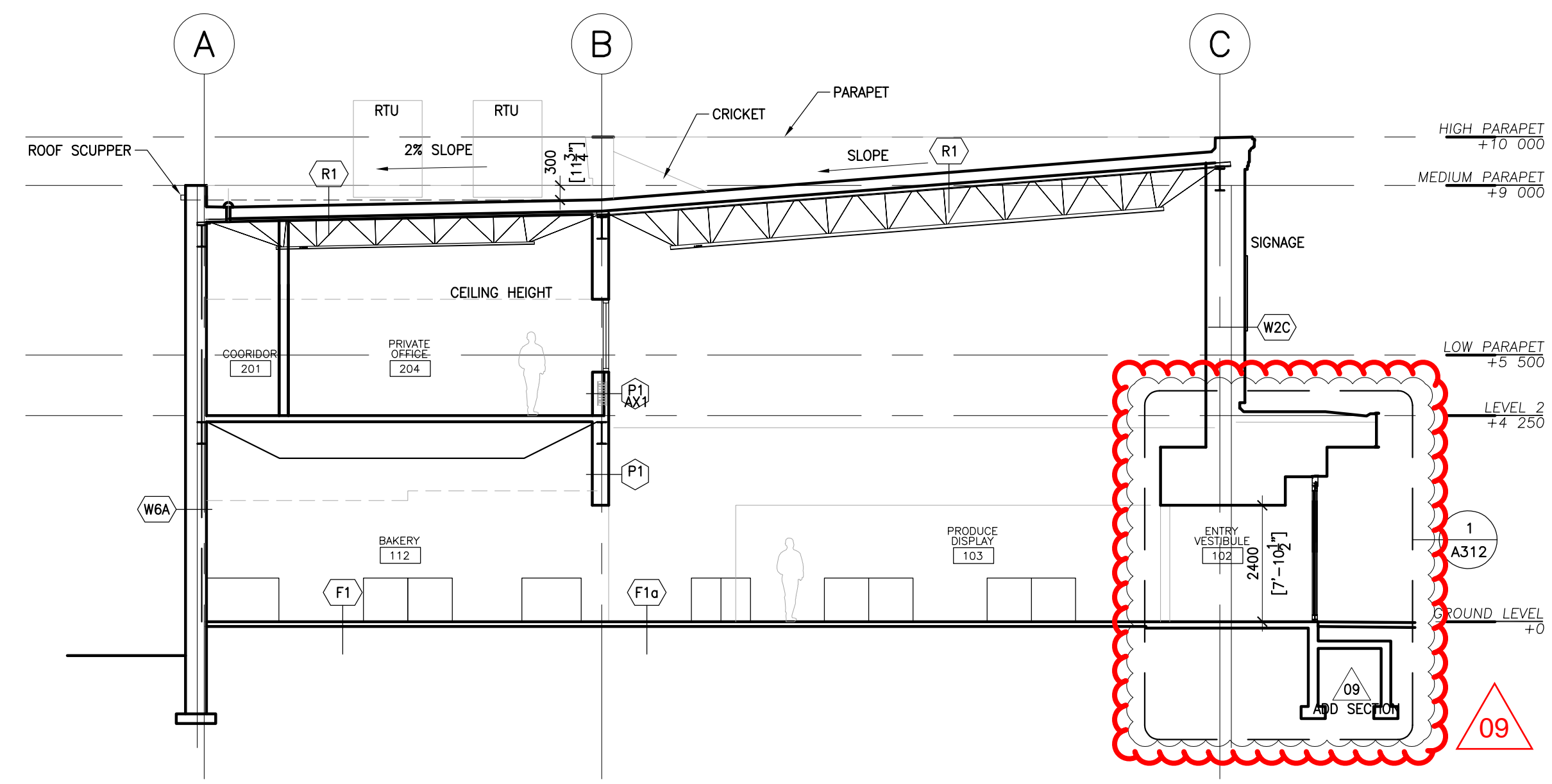


PROJECT TITLE
**NEW SAYERS FOOD STORE
 BURLEIGH STREET, APSLEY**

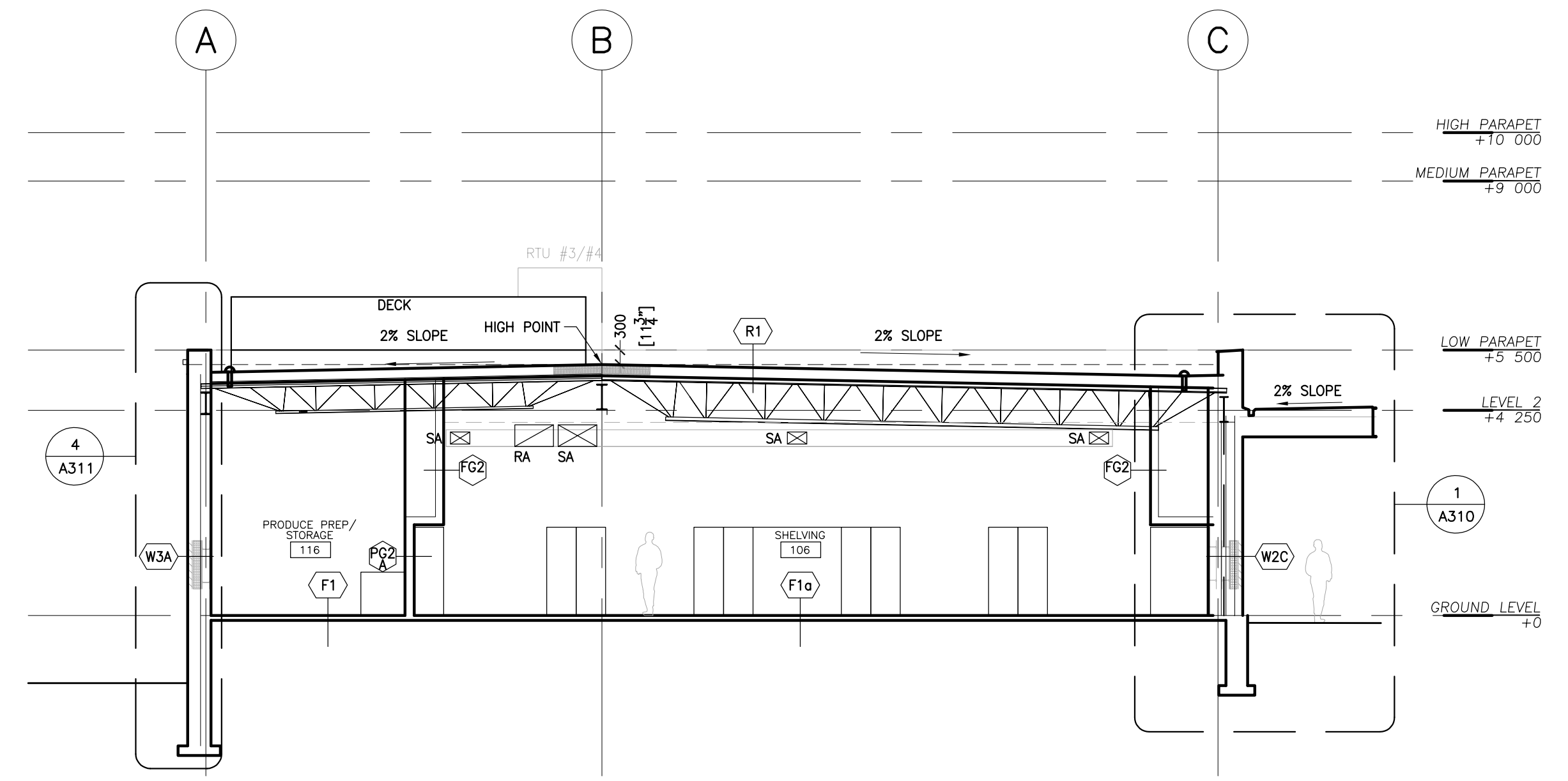
DRAWING TITLE
BUILDING SECTIONS
 SCALE
1:100
 DATE
SEPTEMBER 27, 2021

PROJECT NUMBER
2102
 DRAWING NUMBER

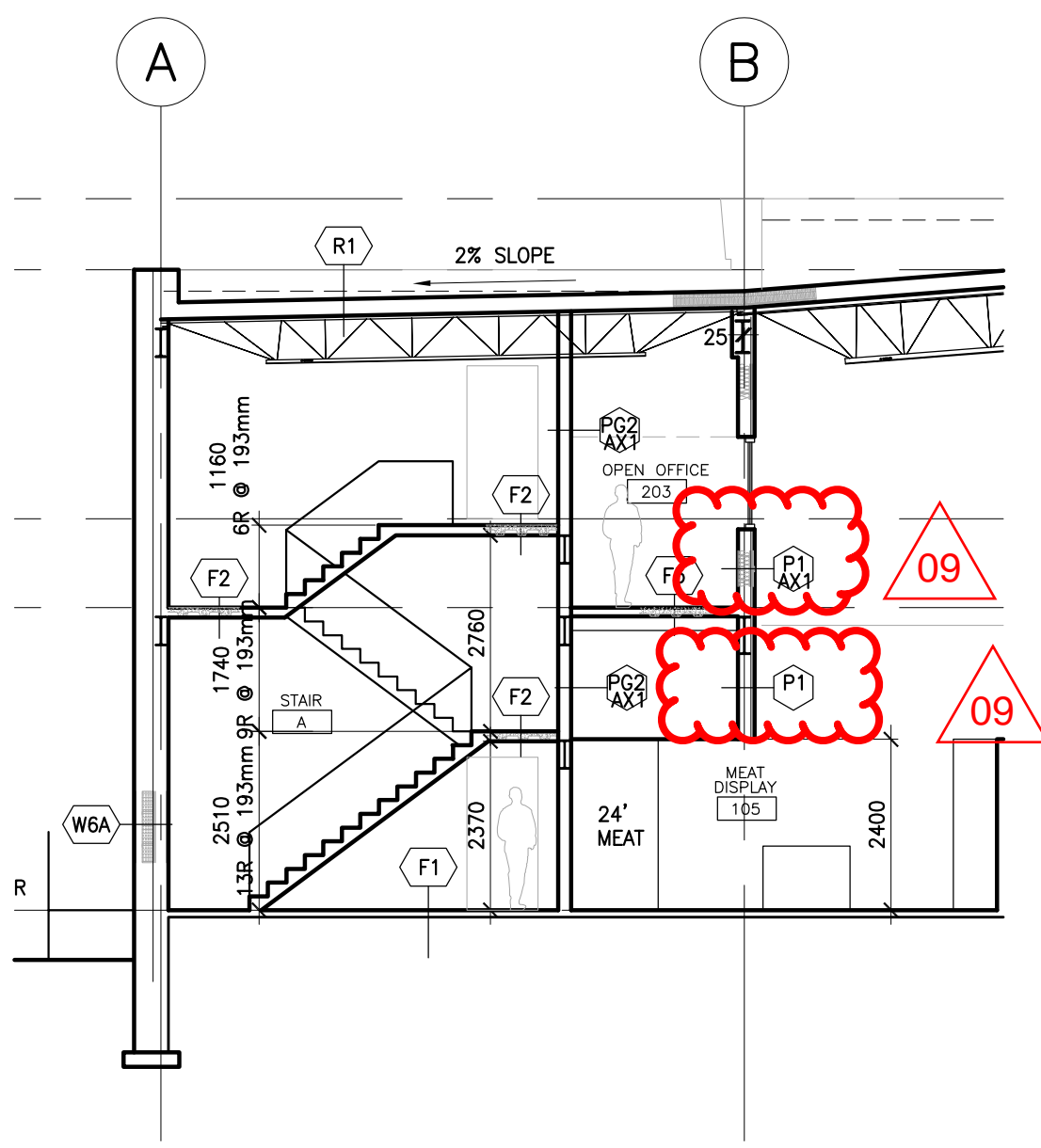
A300



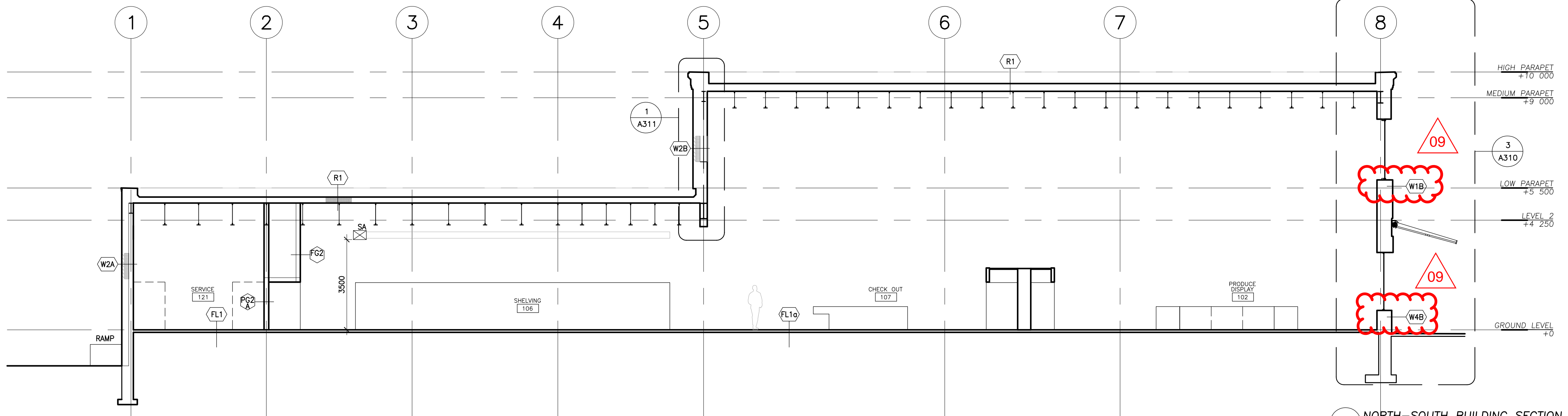
**4 EAST-WEST BUILDING SECTION
 1:100**



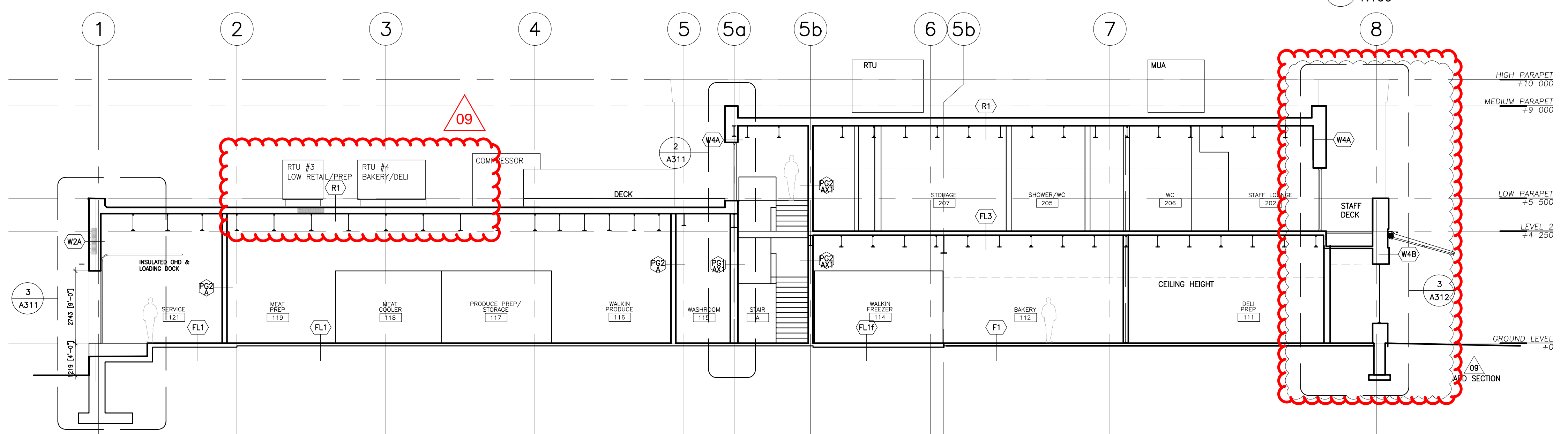
**3 EAST-WEST BUILDING SECTION
 1:100**



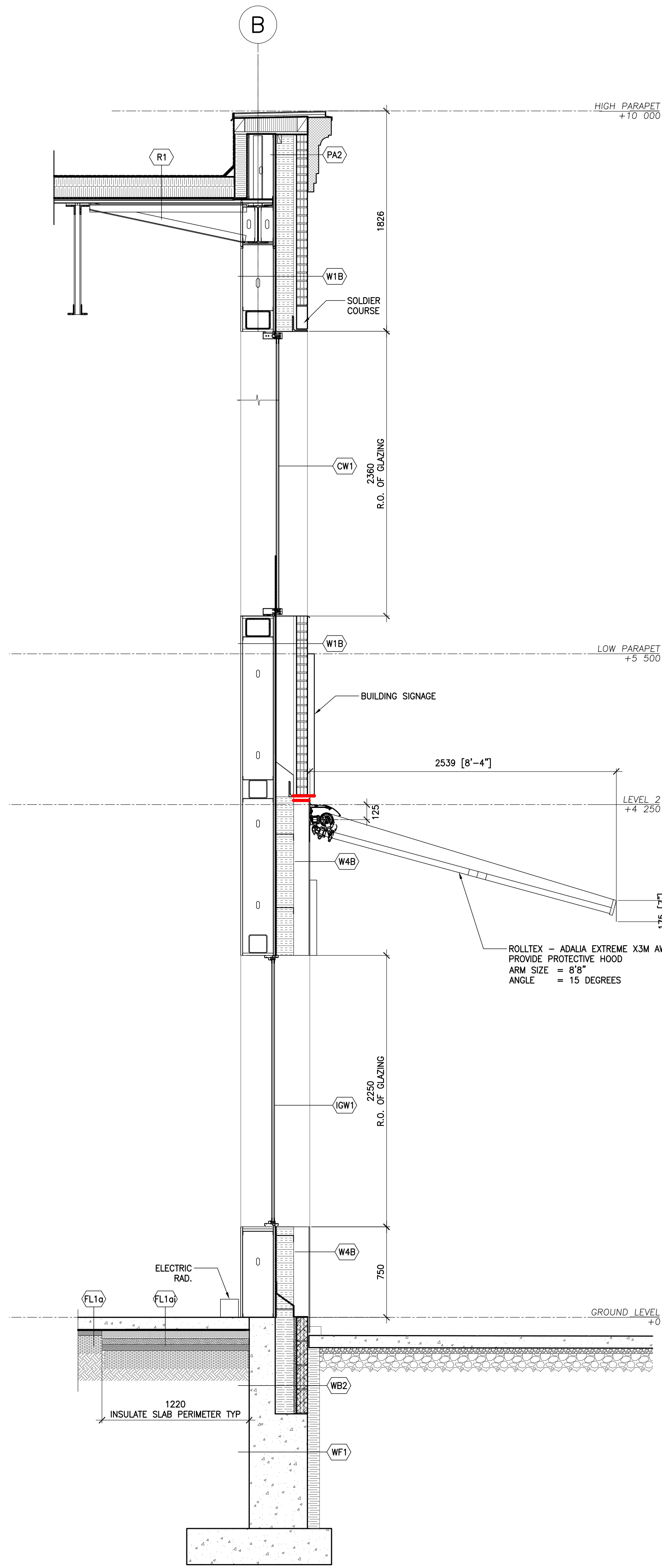
**5 EAST-WEST BUILDING SECTION
 1:100**



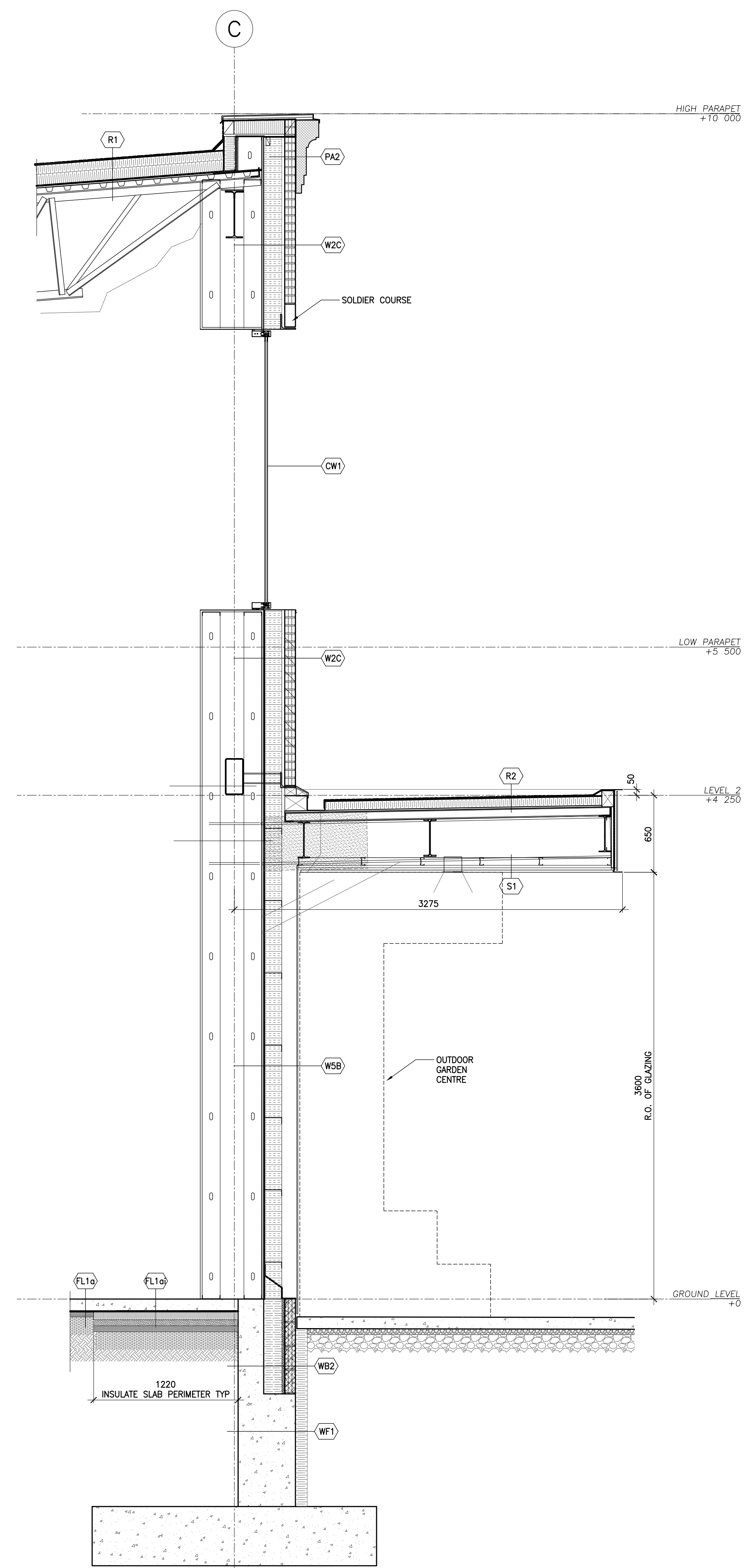
**2 NORTH-SOUTH BUILDING SECTION
 1:100**



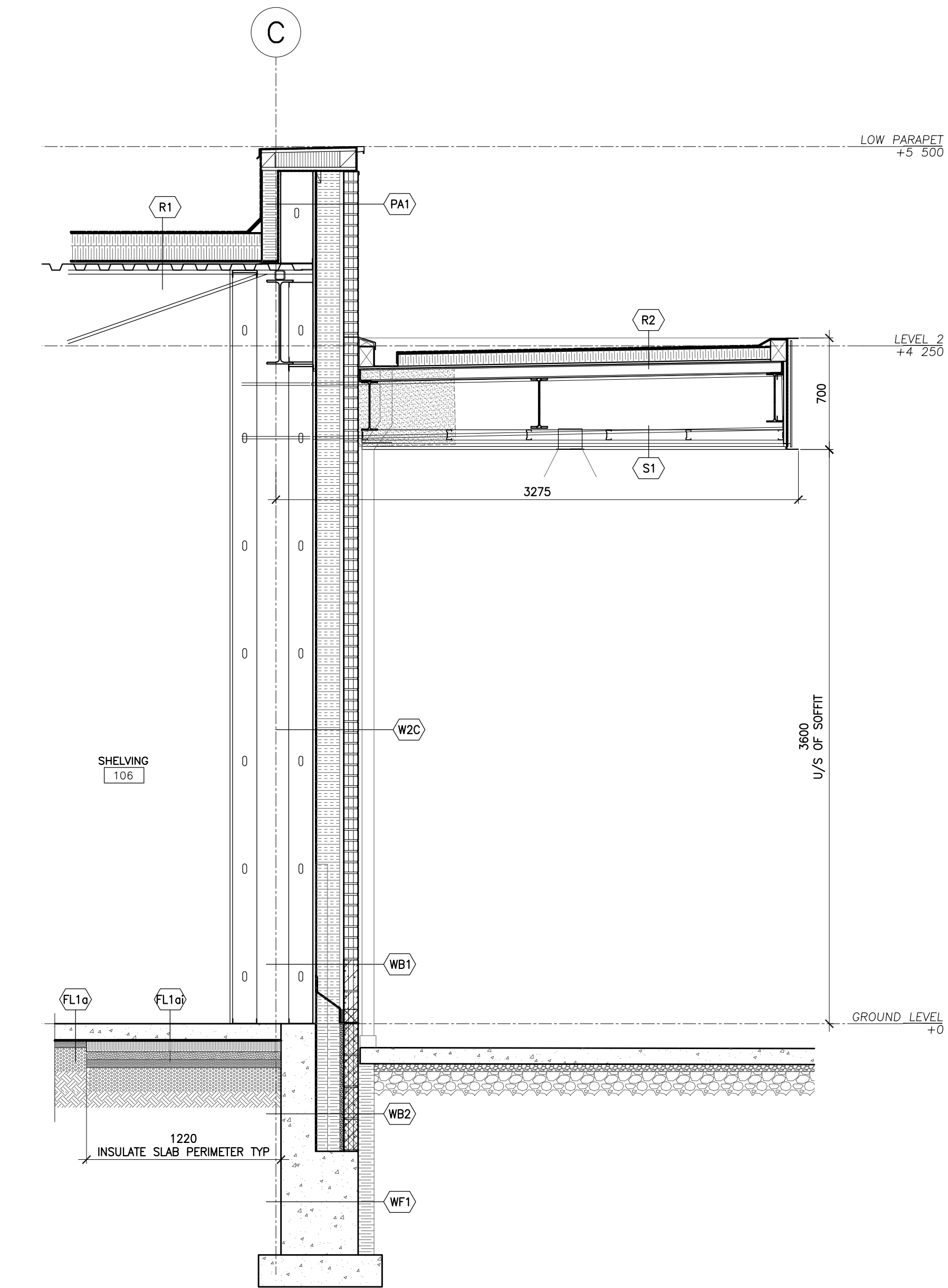
**1 NORTH-SOUTH BUILDING SECTION
 1:100**



3 SOUTH WALL SECTION - CANOPY
1:25



2 EAST WALL SECTION - GARDEN CENTRE
1:25



1 EAST WALL SECTION
1:25

Contractor must check and verify all dimensions on the job, and report any discrepancies to the Architect before proceeding with the work. Do not scale this drawing.

REV	DESCRIPTION	DATE	BY
1	ISSUED FOR SPA	210618	AB
2	REVISED SPA	210709	AB
3	REVISED SPA	210809	AB
4	ISSUED FOR TENDER	210824	AB
5	ISSUED FOR BUILDING PERMIT	210909	AB
6	TENDER ADDENDUM #1	210914	AB
7	TENDER ADDENDUM #2	210917	AB
8	TENDER ADDENDUM #3	210923	AB
9	TENDER ADDENDUM #4	210927	AB


MJMA
maclennan jaunkins miller architects
425 adelaide street west level 6
toronto ontario m5v 3c1
416 593 6796
www.mjmaarchitects.com

TRITON ENGINEERING SERVICES LTD
CIVIL ENGINEERS
229 BROADWAY, UNIT 1
ORANGEVILLE, ONTARIO, L9W 1K4
TEL 519 941 0330 FAX 519 941 1830

BLACKWELL
STRUCTURAL ENGINEERS
134 PETER STREET, SUITE 1301
TORONTO, ONTARIO, M5V 2H2
TEL 416.593.5300 FAX 416.593.4840

SMITH + ANDERSON
MECHANICAL AND ELECTRICAL ENGINEERS
1100 - 100 SHEPPARD AVENUE EAST
TORONTO, ONTARIO, M2N 6N6
TEL 416.487.8151

SAYERS FOOD LIMITED
132 BURLEIGH STREET
t: 705.656.4531
e: sayers@apsley.ca



PROJECT TITLE
**NEW SAYERS FOOD STORE
BURLEIGH STREET, APSLEY**

DRAWING TITLE
**WALL SECTIONS
EAST & SOUTH FACADES**

SCALE
1:25

DATE
SEPTEMBER 27, 2021

PROJECT NUMBER
2102

DRAWING NUMBER

A310

Contractor must check and verify all dimensions on the job, and report any discrepancies to the Architect before proceeding with the work. Do not scale this drawing.

REV	DESCRIPTION	DATE	BY
1	ISSUED FOR SPA	210618	AB
2	REVISED SPA	210709	AB
3	REVISED SPA	210809	AB
4	ISSUED FOR TENDER	210824	AB
5	ISSUED FOR BUILDING PERMIT	210909	AB
6	TENDER ADDENDUM #1	210914	AB
7	TENDER ADDENDUM #2	210917	AB
8	TENDER ADDENDUM #3	210923	AB
9	TENDER ADDENDUM #4	210927	AB


MJMA
 macleann jaunkalns miller architects
 425 adelaide street west level 6
 toronto ontario m5v 3c1
 416 593 6796
 www.mjmaarchitects.com

TRITON ENGINEERING SERVICES LTD
 CIVIL ENGINEERS
 229 BROADWAY, UNIT 1
 ORANGEVILLE, ONTARIO, L9W 1K4
 TEL 519 941 0330 FAX 519 941 1830

BLACKWELL
 STRUCTURAL ENGINEERS
 134 PETER STREET, SUITE 1301
 TORONTO, ONTARIO, M5V 2H2
 TEL 416.593.5300 FAX 416.593.4840

SMITH + ANDERSON
 MECHANICAL AND ELECTRICAL ENGINEERS
 1100 - 100 SHEPPARD AVENUE EAST
 TORONTO, ONTARIO, M2N 6N6
 TEL 416.487.8151

SAYERS FOOD LIMITED
 132 BURLEIGH STREET
 t: 705.656.4531
 e: sayers@apsley.ca



PROJECT TITLE
**NEW SAYERS FOOD STORE
 BURLEIGH STREET, APSLEY**

DRAWING TITLE
**WALL SECTIONS
 NORTH & WEST FACADES**

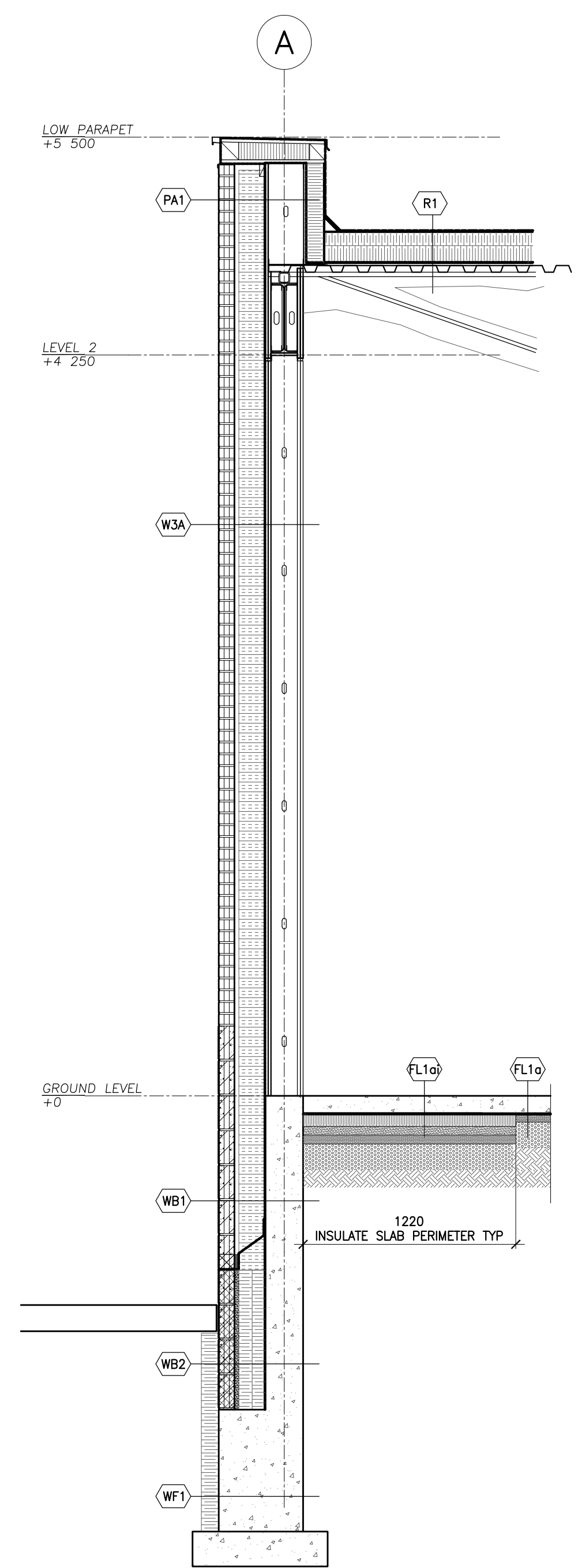
SCALE
1:25

DATE
SEPTEMBER 27, 2021

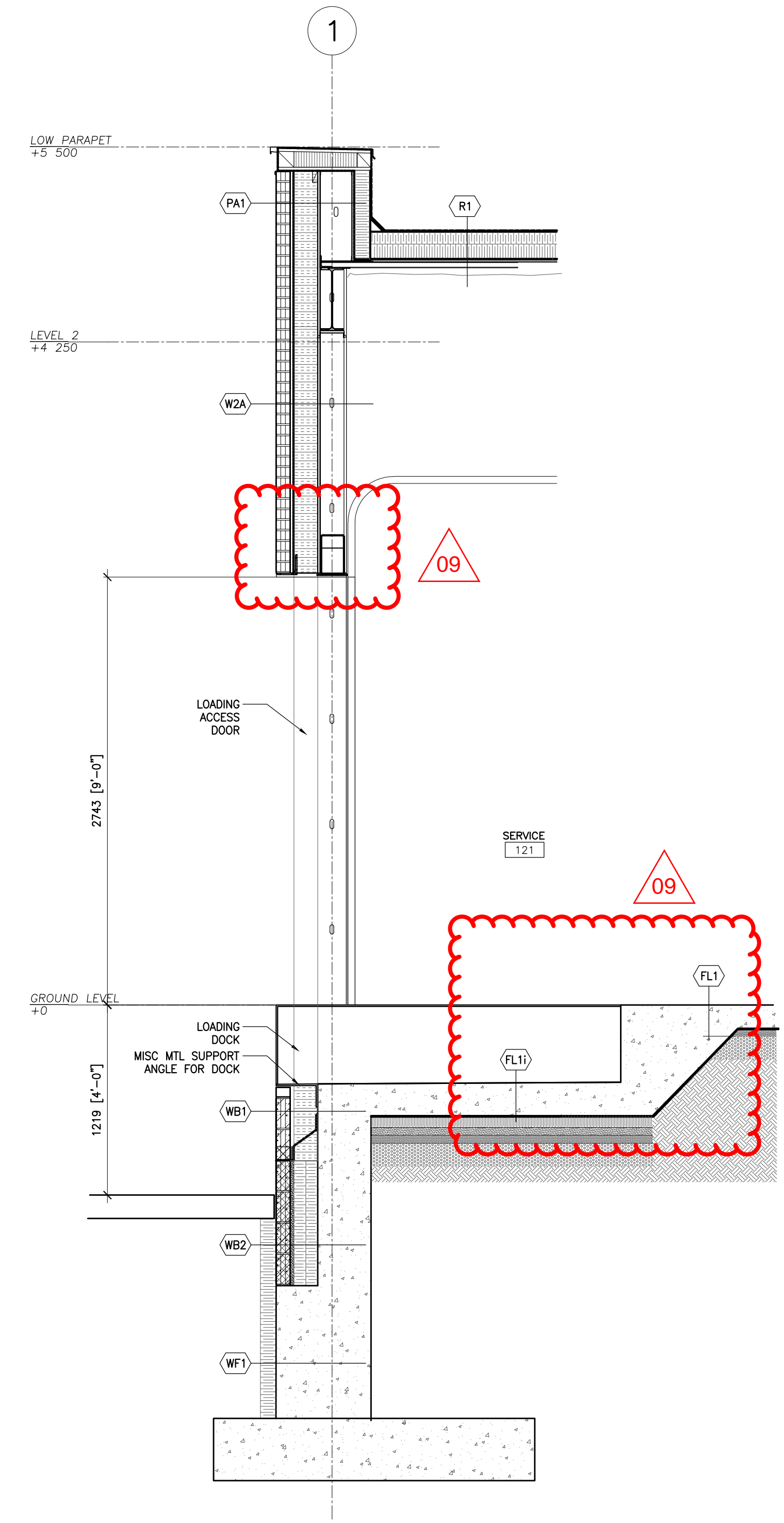
PROJECT NUMBER
2102

DRAWING NUMBER

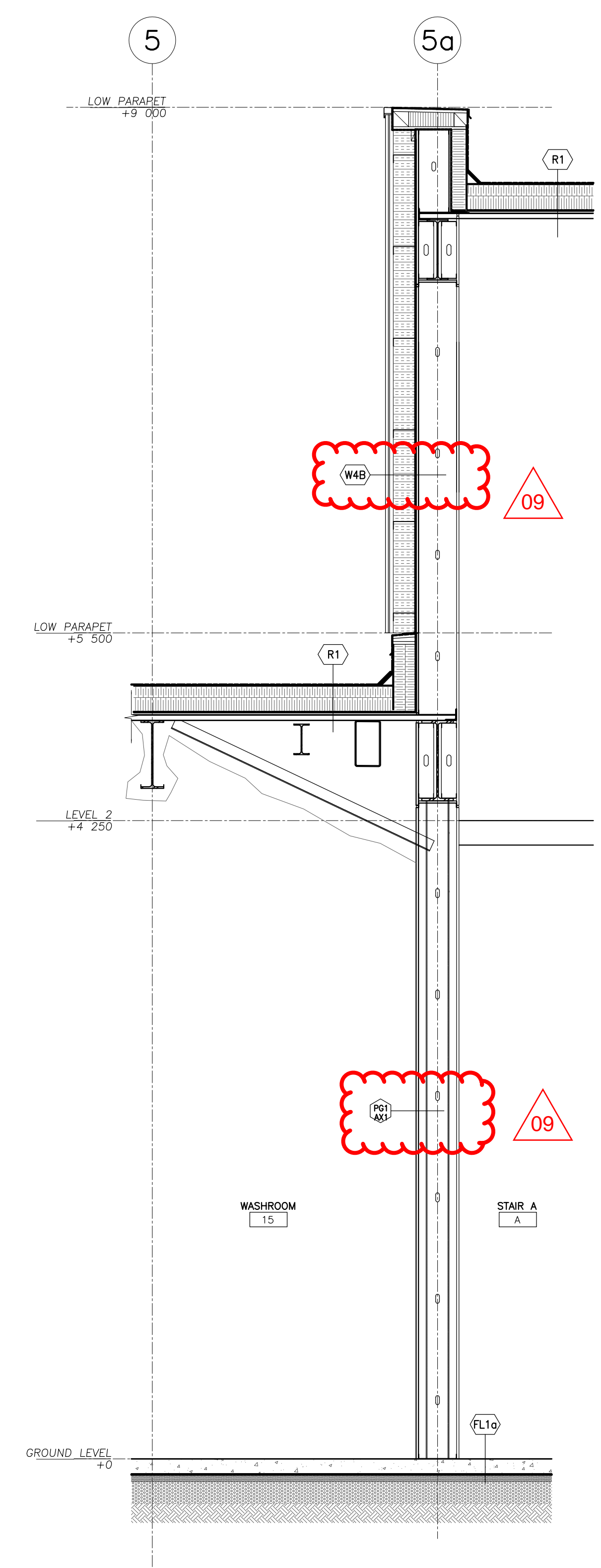
A311



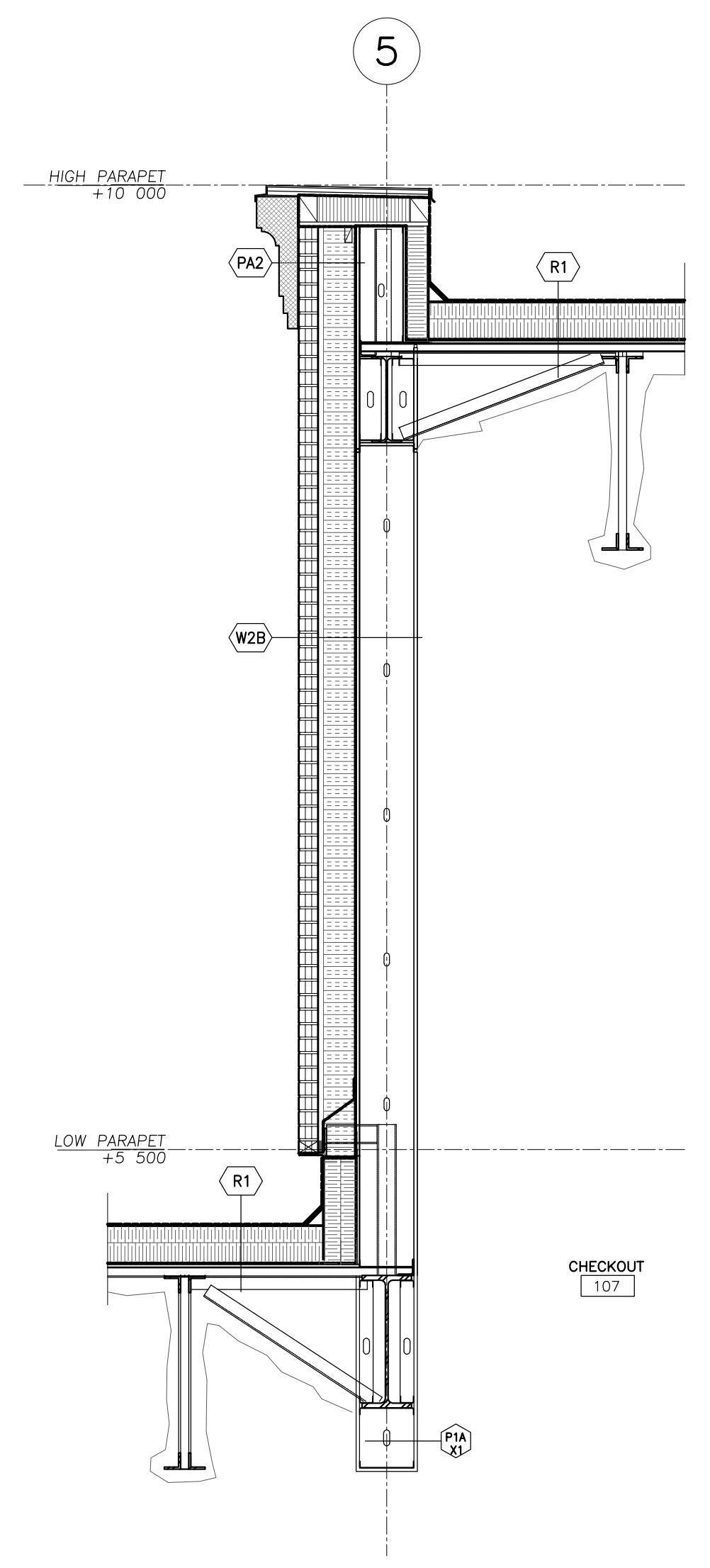
4 WALL SECTION - WEST FACADE
 1:25



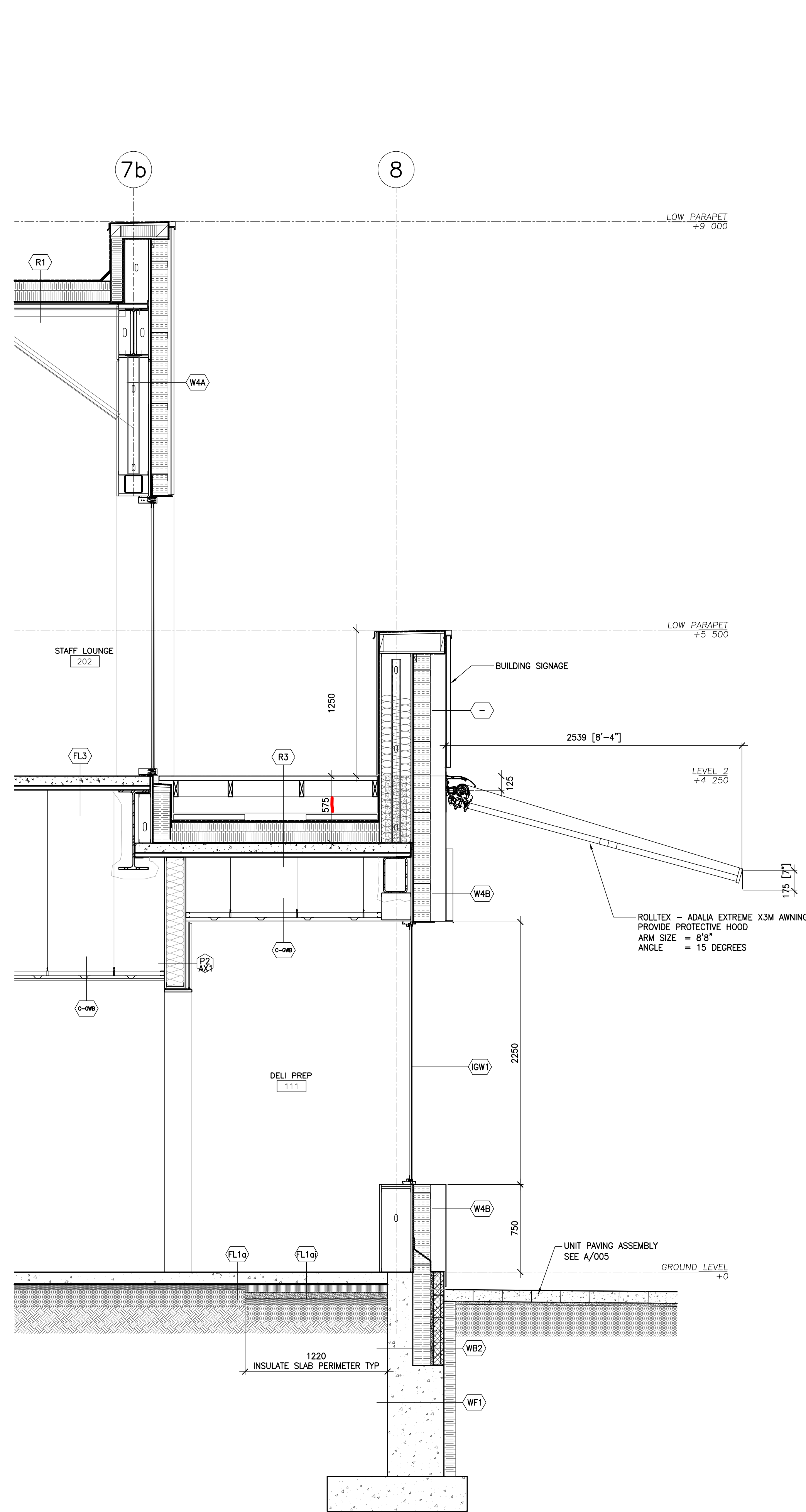
3 WALL SECTION - NORTH FACADE
 1:25



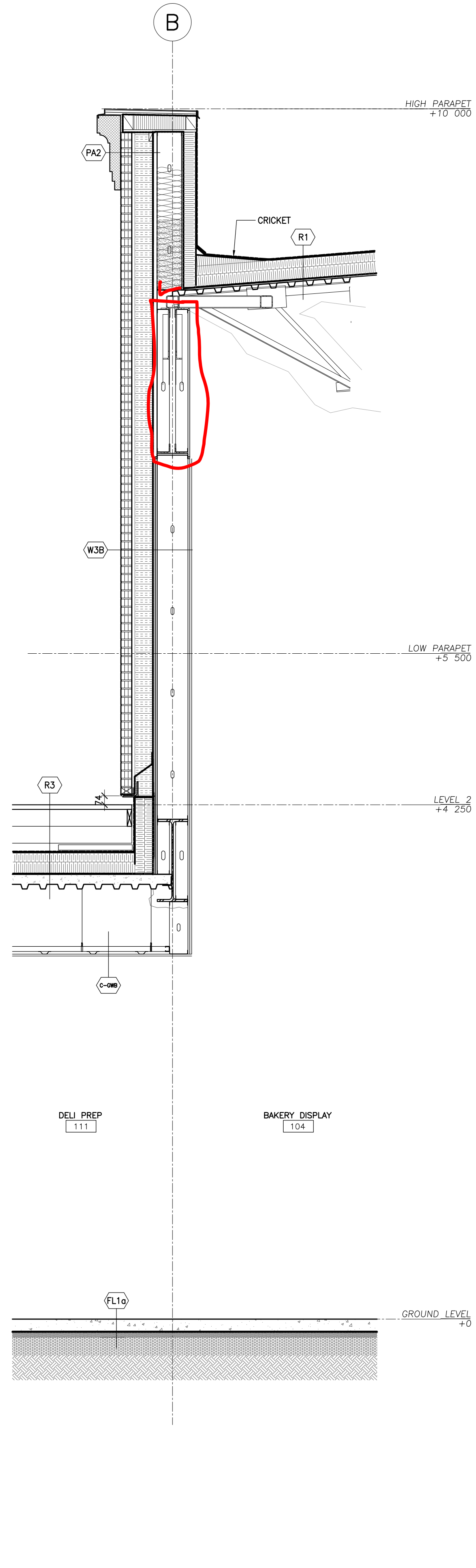
2 WALL SECTION - NORTH STAIR
 1:25



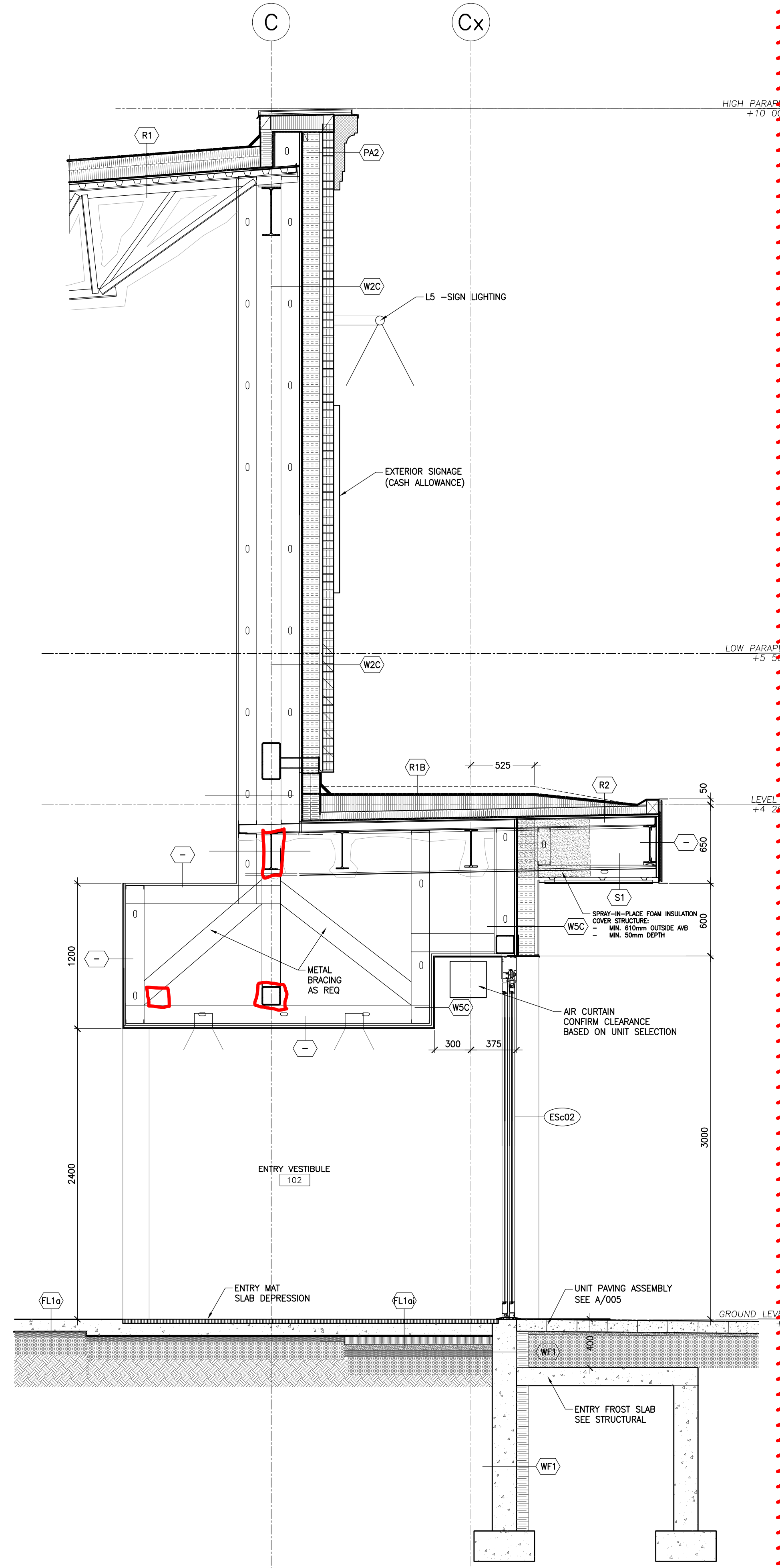
1 WALL SECTION - NORTH L2 BRICK WALL
 1:25



3 SOUTH WALL SECTION - L2 SOUTH DECK
1:25



2 WEST WALL SECTION - L2 SOUTH DECK
1:25



1 EAST WALL SECTION - VESTIBULE
1:25

Contractor must check and verify all dimensions on the job, and report any discrepancies to the Architect before proceeding with the work. Do not scale this drawing.

REV	DESCRIPTION	DATE	BY
1	ISSUED FOR SPA	210618	AB
2	REVISED SPA	210709	AB
3	REVISED SPA	210809	AB
4	ISSUED FOR TENDER	210824	AB
5	ISSUED FOR BUILDING PERMIT	210909	AB
6	TENDER ADDENDUM #1	210914	AB
7	TENDER ADDENDUM #2	210917	AB
8	TENDER ADDENDUM #3	210923	AB
9	TENDER ADDENDUM #4	210927	AB


MJMA
maclennan jaunkins miller architects
425 adelaide street west level 6
toronto ontario m5v 3c1
416 593 6796
www.mjmaarchitects.com

TRITON ENGINEERING SERVICES LTD
CIVIL ENGINEERS
229 BROADWAY, UNIT 1
ORANGEVILLE, ONTARIO, L9W 1K4
TEL 519 941 0330 FAX 519 941 1830

BLACKWELL
STRUCTURAL ENGINEERS
134 PETER STREET, SUITE 1301
TORONTO, ONTARIO, M5V 2H2
TEL 416.593.5300 FAX 416.593.4840

SMITH + ANDERSON
MECHANICAL AND ELECTRICAL ENGINEERS
1105 - 100 SHEPPARD AVENUE EAST
TORONTO, ONTARIO, M2N 6N6
TEL 416.487.8151

SAYERS FOOD LIMITED
132 BURLEIGH STREET
t: 705.656.4531
e: sayers@apsley.ca




PROJECT TITLE
**NEW SAYERS FOOD STORE
BURLEIGH STREET, APSLEY**

DRAWING TITLE
WALL SECTIONS

SCALE
1:25
DATE
SEPTEMBER 27, 2021

PROJECT NUMBER
2102
DRAWING NUMBER

A312



Contractor must check and verify all dimensions on the job, and report any discrepancies to the Architect before proceeding with the work.
Do not scale this drawing.

REV	DESCRIPTION	DATE	BY
1	ISSUED FOR SPA	210618	AB
2	REVISED SPA	210709	AB
3	REVISED SPA	210809	AB
4	ISSUED FOR TENDER	210824	AB
5	ISSUED FOR BUILDING PERMIT	210909	AB
6	TENDER ADDENDUM #1	210914	AB
7	TENDER ADDENDUM #2	210917	AB
8	TENDER ADDENDUM #3	210923	AB
9	TENDER ADDENDUM #4	210927	AB


MJMA
maclennan jaunkalns miller architects
425 adelaide street west level 6
toronto ontario m5v 3c1
416 593 6796
www.mjmaarchitects.com

TRITON ENGINEERING SERVICES LTD
CIVIL ENGINEERS
229 BROADWAY, UNIT 1
ORANGEVILLE, ONTARIO, L9W 1K4
TEL 519 941 0330 FAX 519 941 1830

BLACKWELL
STRUCTURAL ENGINEERS
134 PETER STREET, SUITE 1301
TORONTO, ONTARIO, M5V 2H2
TEL 416.593.5300 FAX 416.593.4840

SMITH + ANDERSON
MECHANICAL AND ELECTRICAL ENGINEERS
1105 - 100 SHEPPARD AVENUE EAST
TORONTO, ONTARIO, M2N 6N6
TEL 416.487.8151

SAYERS FOOD LIMITED
132 BURLEIGH STREET
t: 705.656.4531
e: sayers@apsley.ca



PROJECT TITLE
**NEW SAYERS FOOD STORE
BURLEIGH STREET, APSLEY**

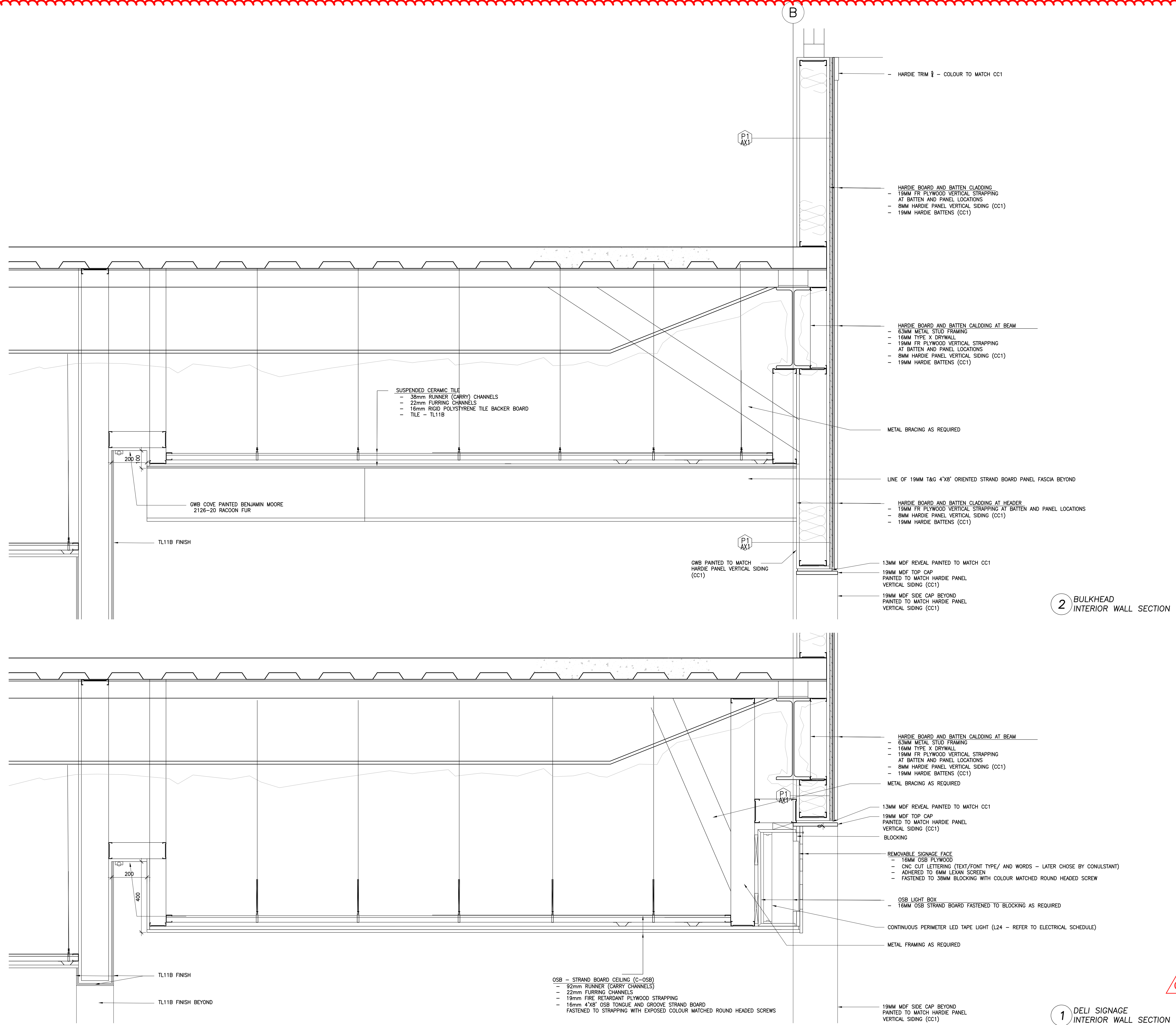
DRAWING TITLE
**DELI AND BAKERY
INTERIOR WALL SECTIONS**

SCALE
1:10

DATE
SEPTEMBER 27, 2021

PROJECT NUMBER
2102

DRAWING NUMBER
A510





Smith + Andersen

1100 – 100 Sheppard Ave. East, Toronto ON, M2N 6N5

416 487 8151 f 416 487 9104 smithandandersen.com

PROJECT NAME: New Sayers Food Store

COMPANY: MacLennan Jaunkalns Miller Architects

ATTENTION: Andrew Bramm

PROJECT NO.: 21376.000

DATE: 2021-09-27

ADDENDUM NO.: M-2

ISSUED BY: Leting Xue

The following amendments are hereby made as part of the Contract Documents. The following revisions and/or additions shall be made to contract documents and the cost shall be included in the Tender Price.

1.0 SCHEDULES

1.1 Refer to Roof Top Unit Schedule (Re-issued)

- 1.1.1 Removed Humidification capacity for all units
- 1.1.2 Added Unit Weight for all units

2.0 DRAWINGS

2.1 Refer to M300 FOUNDATION PLAN PLUMBING AND DRAINAGE (Re-issued)

- 2.1.1 Added missing 38Ø sanitary drain from sink above in Room 119 Meat Prep
- 2.1.2 Added missing 100Ø sanitary drain from 100Ø F.D. in Room 118 Meat Cooler
- 2.1.3 Revised two R.W.L. outside the north wall to 100Ø
- 2.1.4 Relocated 200Ø R.W.L. riser and rerouted horizontal piping
- 2.1.5 Relocated 100Ø sanitary riser and rerouted horizontal piping
- 2.1.6 Relocated 100Ø sanitary drain from 100Ø F.F.D. serving Room 118 Meat Cooler and 117 Walk-in Produce

2.2 Refer to M301 GROUND FLOOR PLAN PLUMBING AND DRAINAGE (Re-issued)

- 2.2.1 Relocated the F.F.D. serving Room 118 Meat Cooler and Room 117 Walk-in Produce
- 2.2.2 Rerouted the condensate drain line in Room 118 Meat Cooler and Room 117 Walk-in Produce
- 2.2.3 Added a hose bib east of Room 102 Entry Vestibule

2.2.4 Relocated 250 D.C.W. riser and rerouted piping in Room 101 Exit Vestibule

2.2.5 Relocated one F.E.C. to the north east corner

2.3 Refer to M302 SECOND FLOOR PLAN PLUMBING AND DRAINAGE (Re-issued)

2.3.1 Revised all four R.D. on the north canopy to 100Ø

2.3.2 Relocated 250 D.C.W. riser into the north wall and rerouted piping

2.3.3 Relocated all three DHWH and DHWH Recirculation pump and rerouted piping

2.3.4 Resized RO system storage tank

2.3.5 Relocated F.E.C. in the south corridor

2.3.6 Relocated 200Ø R.W.L. riser to Room 202 Staff Lounge and rerouted piping

2.4 Refer to M402 SECOND FLOOR PLAN HVAC (Re-issued)

2.4.1 Relocated all three DHWH and revised vent and combustion air duct layout

2.4.2 Removed return grille in Room 207 Storage

2.4.3 Revised EB layout and capacity in Room 202 Staff Lounge

2.5 Refer to M501 GROUND FLOOR PLAN KITCHEN PLUMBING AND DRAINAGE (Re-issued)

2.5.1 Relocated F.E.C. to above Sink 32

2.5.2 Relocated F.E.C. to the south west corner

2.5.3 Relocated 200Ø R.W.L. riser from above and rerouted piping

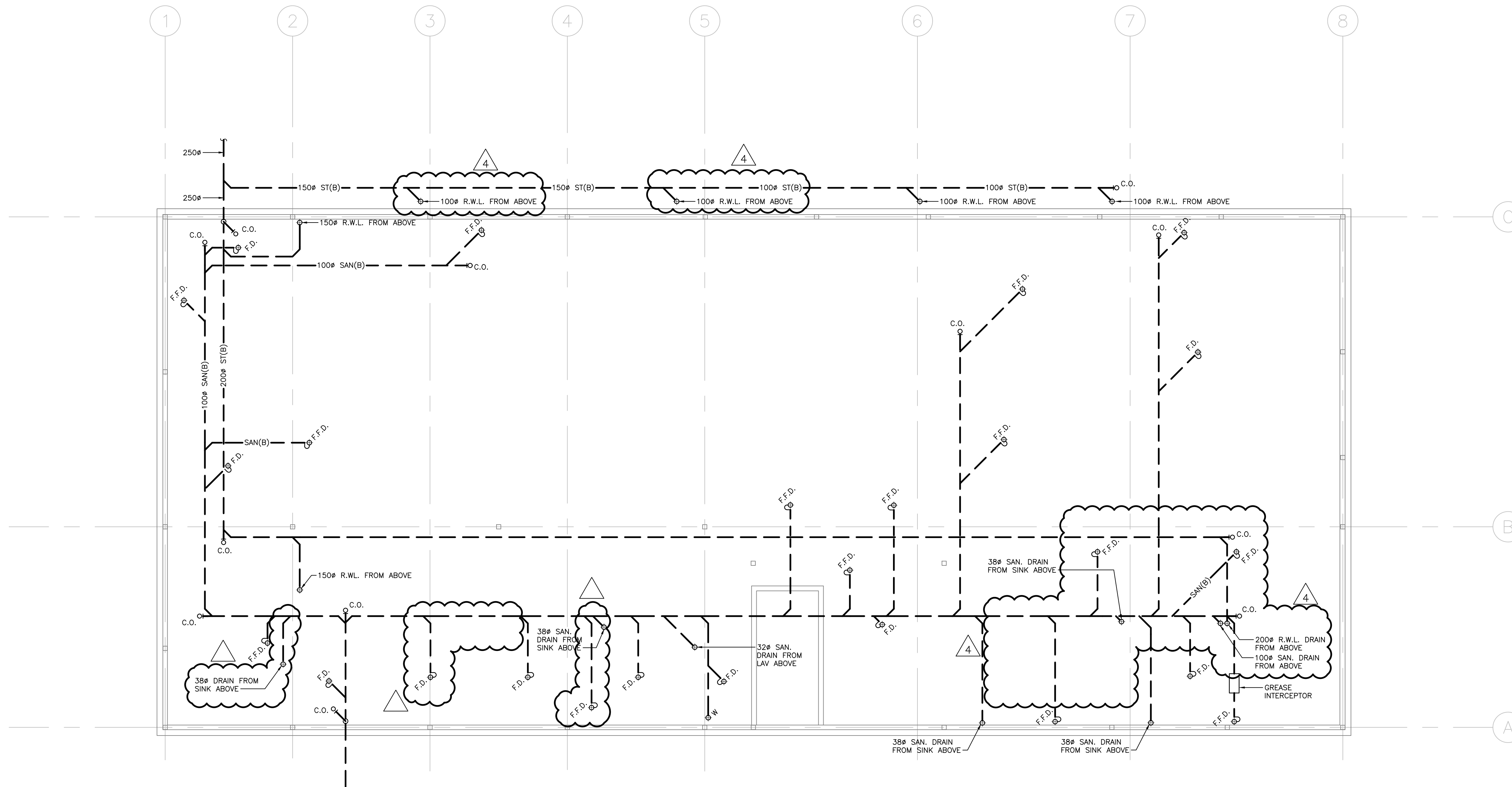
2.5.4 Relocated 200Ø R.W.L. riser and 100Ø sanitary riser down and rerouted piping

3.0 CLARIFICATION

3.1.1 No further items for this addendum

END OF MECHANICAL ADDENDUM

EQUIPMENT NO.			RTU-01		RTU-02		RTU-03		RTU-04		MUA-01					
SUPPLY FAN	cfm	L/s	3,000	1,416	1,750	826	4,400	2,077	4,450	2,100	2,145	1,012		--		--
External Static Pressure	In H2O	Pa	1.5	373	1.5	373	1.5	373	1.5	373	0.8	187		--		--
RPM			1,042		1,413		1,179		1,184		1,446					
Motor	hp	kW	3.0	2.24	2.0	1.49	5.0	3.73	5.0	3.73	0.8	0.61		--		--
Fan Control (vfd/viv/cv)																
Outlet sound Power Levels 1 to 6																
Supply Fan Efficiency	%															
RETURN FAN	cfm	L/s	2,700	1,274	1,500	708	4,400	2,077	4,300	2,030		--		--		--
External Static Pressure	In H2O	Pa	1.25	311	1.25	311	1.25	311	1.25	311		--		--		--
RPM																
Motor	hp	kW		--		--		--		--		--		--		--
Fan Control (vfd/viv/cv)																
Inlet sound Power Levels 1 to 6																
Return Fan Efficiency	%															
COOLING (total)	MBH	kW	119.9	35	61.7	18	154.0	45	153.8	45	114.7	34		--		--
Sensible Capacity	MBH	kW	78.7	23	45.1	13	112.1	33	113.2	33	57.8	17		--		--
Entering Air Temperature (db)	°F	°C	76.9	24.9	76.2	24.6	75.9	24.4	75.8	24.3	84.2	29.0		--		--
Entering Air Temperature (wb)	°F	°C	64.5	18.1	63.8	17.7	63.7	17.6	63.5	17.5	73.4	23.0		--		--
Leaving Air Temperature (db)	°F	°C	51.8	11.0	51.7	10.9	51.6	10.9	51.6	10.9	75.0	23.9		--		--
Leaving Air Temperature (wb)	°F	°C	50.1	10.1	51.2	10.7	51.2	10.7	51.1	10.6	62.5	16.9		--		--
EER	BTU/Wh															
HEATING	MBH	kW	144.0	42	86.0	25	144.0	42	144.0	42	250.0	73		--		--
Entering Air Temperature (db)	°F	°C	55.6	13.1	61.1	16.2	62.2	16.8	63.4	17.4	-23.8	-31.0		--		--
Type (gas/elec/glycol)			Propane		Propane		Propane		Propane		Propane					
Stages of Electrical Heating																
Entering Glycol Temperature	°F	°C		--		--		--		--		--		--		--
Glycol Flow Rate	USgpm	L/min		--		--		--		--		--		--		--
Glycol Pressure Drop	ft H2O	kPa		--		--		--		--		--		--		--
Gas Pressure Supplied	psig	kPa	0.25	2	0.25	2	0.25	2	0.25	2	0.25	2		--		--
Heating Efficiency	%															
FILTERS																
Pre-filter	in.	mm.		--		--		--		--		--		--		--
Final filter	in.	mm.		--		--		--		--		--		--		--
HUMIDIFICATION (integral)	lbs/hr	kg/hr														
UNIT WEIGHT			1363lb		897lb		1483lb		1483lb		3212lb					
CONDENSER																
Ambient Air Temperature	°F	°C	86.0	30.0	86.0	30.0	86.0	30.0	86.0	30.0		--		--		--
No. of Compressors																
Compressor Motor (each)	hp	kW		--		--		--		--		--		--		--
ELECTRICAL																
Volts/Phase/Cycle			208/3/60		208/3/60		208/3/60		208/3/60		208/3/60					
Maximum Circuit Ampacity			54		30		73		73		53.1					
REMARKS																



GENERAL NOTES:

- DO NOT SCALE DRAWINGS. THE LOCATIONS OF ALL ITEMS SHOWN ON THE DRAWINGS OR SPECIFIED THAT ARE NOT DEFINITELY FIXED BY DIMENSIONS ARE APPROXIMATE. DETERMINE THE EXACT LOCATIONS NECESSARY TO SECURE THE BEST CONDITIONS AND RESULTS BASED ON SITE CONDITIONS. REVIEW ALL REVISIONS WITH THE CONSULTANT.
- READ FLOOR PLANS IN CONJUNCTION WITH SCHEMATICS. ASSUME INFORMATION SHOWN ON FLOOR PLANS TO BE APPLICABLE TO THE RELATED SYSTEM SCHEMATIC AND VICE-VERSA TO PROVIDE A COMPLETE AND OPERATIONAL SYSTEM.
- VERIFY STRUCTURAL INTEGRITY OF ALL TEMPORARY AND PERMANENT OPENINGS. PROVIDE ADDITIONAL FRAMING TO ENSURE STRUCTURAL INTEGRITY AS REQUIRED.
- REFER TO THE STANDARD DETAILS AND DETAIL SHEETS FOR ADDITIONAL INFORMATION.

PLUMBING AND DRAINAGE NOTES:

- PROVIDE MINIMUM 75mm (3 IN.) FOR UNDER GROUND SANITARY DRAINAGE UNLESS INDICATED OTHERWISE.
- PROVIDE APPROVED BACK FLOW PREVENTION FOR ALL TRAP PRIMER SYSTEMS.
- PROVIDE MINIMUM 100mm (4 IN.) FOR UNDER GROUND DRAINAGE UNLESS INDICATED OTHERWISE.
- PROVIDE MINIMUM 19mm (3/4 IN.) DOMESTIC COLD WATER AND DOMESTIC HOT WATER PIPES UNLESS INDICATED OTHERWISE.
- INSTALL ALL PIPING OVERHEAD, TIGHT TO UNDERSIDE OF THE STRUCTURE WITH SUFFICIENT ROOM FOR INSULATION UNLESS INDICATED OTHERWISE. ROUTE PIPING WITHIN STRUCTURAL STEEL STRATA OR THROUGH CONCRETE BEAMS WHERE PRACTICAL.
- HEAT TRACE THE ENTIRE SERVICE TO BE PROTECTED FROM FREEZING IN ALL AREAS INDICATED ON THE DRAWINGS AND NOTED IN THE SPECIFICATIONS. PROVIDE HEAT TRACING TO ACCOMMODATE ALTERATIONS IN THE PIPE LAYOUT DUE TO INTERFERENCES OR OTHER INSTALLATION REQUIREMENTS. CONNECT HEAT TRACING CIRCUIT TO THE ELECTRICAL POWER LOCATIONS INDICATED ON THE DRAWINGS OR THE NEAREST CIRCUIT AVAILABLE. COORDINATE WITH ELECTRICAL DIVISION.
- PROVIDE SHUT-OFF VALVES ON ALL MAIN RISERS AND AT EACH CONNECTION TO EQUIPMENT.
- PROVIDE COMPLETE VENTING SYSTEMS IN ACCORDANCE WITH THE PLUMBING OR BUILDING CODE.
- HEAT TRACE ALL PIPING WITHIN UNHEATED SPACES SUCH AS PARKING LEVELS, SOFFITS AND WITHIN WALLS WHERE FREEZING MAY OCCUR.

Contractor must check and verify all dimensions on the job, and report any discrepancies to the Architect before proceeding with the work. Do not scale this drawing.

REVISIONS AND ISSUES

REV	DESCRIPTION	DATE	BY
1	ISSUED FOR TENDER	2021.08.25	
2	ISSUED FOR PERMIT	2021.09.09	
3	ISSUED FOR ADDENDUM #1	2021.09.15	
4	ISSUED FOR ADDENDUM #2	2021.09.27	
5			
6			
7			
8			

MJMA

maclennan jaunkains miller architects
425 adelade street west level 6
toronto ontario m5v 3c1
416 593 6796
www.mjmaarchitects.com

TRITON ENGINEERING SERVICES LTD

CIVIL ENGINEERS
18 ROBB BOULEVARD - UNIT 8
ORANGEVILLE, ONTARIO
TEL 519 941 0330 FAX 519 941 1830

BLACKWELL

STRUCTURAL ENGINEERS
134 PETER STREET, SUITE 1301
TORONTO, ONTARIO, M5V 2H2
TEL 416-593-5300 FAX 416-593-4840

SMITH + ANDERSON

MECHANICAL AND ELECTRICAL ENGINEERS
1100 - 100 SHEPPARD AVENUE EAST
TORONTO, ONTARIO, M2N 6N5
TEL 416-487-8151



Smith + Anderson

1100 - 100 Sheppard Ave. East, Toronto On, M2N 6N5
416 487 8151 f 416 487 8104 smithanderson.com

SAYERS FOOD LIMITED

132 BURLEIGH STREET
t: 705.656.4531
e: sayers@apsley.ca

NORTH ARROW

SEAL

PROJECT TITLE

NEW SAYERS FOOD STORE
BURLEIGH STREET, APSLEY

DRAWING TITLE

FOUNDATION PLAN
PLUMBING AND DRAINAGE

SCALE

1:100

DATE

JUNE 16, 2021

PROJECT NUMBER

21076

DRAWING NUMBER

M300

Contractor must check and verify all dimensions on the job, and report any discrepancies to the Architect before proceeding with the work. Do not scale this drawing.

REVISIONS AND ISSUES

REV	DESCRIPTION	DATE	BY
1	ISSUED FOR TENDER	2021.08.25	
2	ISSUED FOR PERMIT	2021.09.09	
3	ISSUED FOR ADDENDUM #1	2021.09.15	
4	ISSUED FOR ADDENDUM #2	2021.09.27	
5			
6			
7			
8			

MJMA
 macleannan jaunkains miller architects
 425 adelade street west level 6
 toronto ontario m5v 3c1
 416 593 6796
 www.mjmaarchitects.com

TRITON ENGINEERING SERVICES LTD
 CIVIL ENGINEERS
 18 ROBB BOULEVARD - UNIT 8
 ORANGEVILLE, ONTARIO
 TEL 519 941 0330 FAX 519 941 1830

BLACKWELL
 STRUCTURAL ENGINEERS
 134 PETER STREET, SUITE 1301
 TORONTO, ONTARIO, M5V 2H2
 TEL 416-593-5300 FAX 416-593-4840

SMITH + ANDERSON
 MECHANICAL AND ELECTRICAL ENGINEERS
 1100 - 100 SHEPPARD AVENUE EAST
 TORONTO, ONTARIO, M2N 6N5
 TEL 416-487-8151

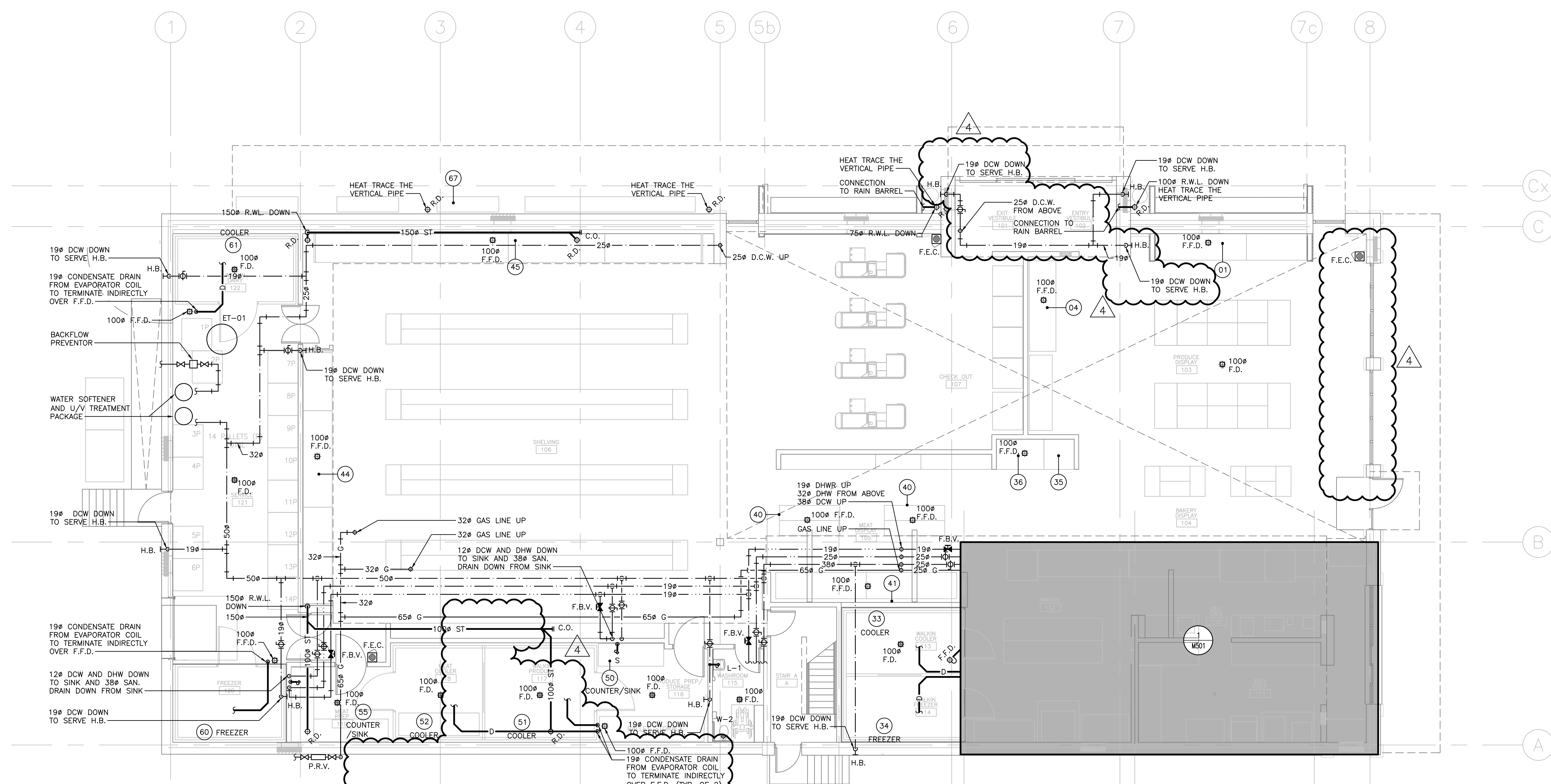


GENERAL NOTES:

- DO NOT SCALE DRAWINGS. THE LOCATIONS OF ALL ITEMS SHOWN ON THE DRAWINGS OR SPECIFIED THAT ARE NOT DEFINITELY FIXED BY DIMENSIONS ARE APPROXIMATE. DETERMINE THE EXACT LOCATIONS NECESSARY TO SECURE THE BEST CONDITIONS AND RESULTS BASED ON SITE CONDITIONS. REVIEW ALL REVISIONS WITH THE CONSULTANT.
- READ FLOOR PLANS IN CONJUNCTION WITH SCHEMATICS. ASSUME INFORMATION SHOWN ON FLOOR PLANS TO BE APPLICABLE TO THE RELATED SYSTEM SCHEMATIC AND VICE-VERSA TO PROVIDE A COMPLETE AND OPERATIONAL SYSTEM.
- VERIFY STRUCTURAL INTEGRITY OF ALL TEMPORARY AND PERMANENT OPENINGS. PROVIDE ADDITIONAL FRAMING TO ENSURE STRUCTURAL INTEGRITY AS REQUIRED.
- REFER TO THE STANDARD DETAILS AND DETAIL SHEETS FOR ADDITIONAL INFORMATION.

PLUMBING AND DRAINAGE NOTES:

- PROVIDE MINIMUM 75mm (3 IN.) FOR UNDER GROUND SANITARY DRAINAGE UNLESS INDICATED OTHERWISE.
- PROVIDE APPROVED BACK FLOW PREVENTION FOR ALL TRAP PRIMER SYSTEMS.
- PROVIDE MINIMUM 100mm (4 IN.) FOR UNDER GROUND STORM DRAINAGE UNLESS INDICATED OTHERWISE.
- PROVIDE MINIMUM 19mm (3/4 IN.) DOMESTIC COLD WATER AND DOMESTIC HOT WATER PIPES UNLESS INDICATED OTHERWISE.
- INSTALL ALL PIPING OVERHEAD, TIGHT TO UNDERSIDE OF THE STRUCTURE WITH SUFFICIENT ROOM FOR INSULATION UNLESS INDICATED OTHERWISE. ROUTE PIPING WITHIN STRUCTURAL STEEL STRATA OR THROUGH CONCRETE BEAMS WHERE PRACTICAL.
- HEAT TRACE THE ENTIRE SERVICE TO BE PROTECTED FROM FREEZING IN ALL AREAS INDICATED ON THE DRAWINGS AND NOTED IN THE SPECIFICATIONS. PROVIDE HEAT TRACING TO ACCOMMODATE ALTERATIONS IN THE PIPE LAYOUT DUE TO INTERFERENCES OR OTHER INSTALLATION REQUIREMENTS. CONNECT HEAT TRACING CIRCUIT TO THE ELECTRICAL POWER LOCATIONS INDICATED ON THE DRAWINGS OR THE NEAREST CIRCUIT AVAILABLE. COORDINATE WITH ELECTRICAL DIVISION. PROVIDE SHUT-OFF VALVES ON ALL MAIN RISERS AND AT EACH CONNECTION TO EQUIPMENT.
- PROVIDE COMPLETE VENTING SYSTEMS IN ACCORDANCE WITH THE PLUMBING OR BUILDING CODE.
- HEAT TRACE ALL PIPING WITHIN UNHEATED SPACES SUCH AS PARKING LEVELS, SOFFITS AND WITHIN WALLS WHERE FREEZING MAY OCCUR.



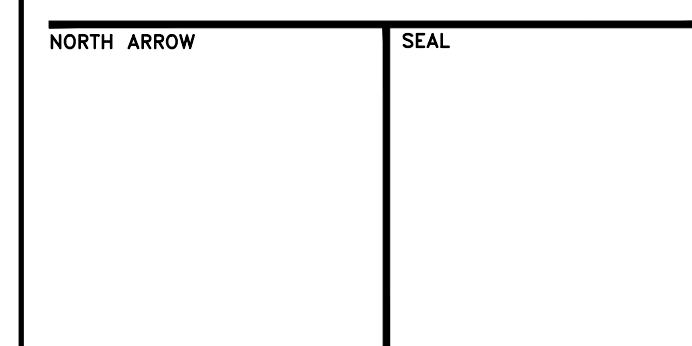
KITCHEN EQUIPMENT SCHEDULE

ITEM No.	EQUIPMENT CATEGORY	COLD WATER SIZE (mm)	HOT WATER SIZE (mm)	FILTERED H2O	DIRECT DRAIN SIZE (mm)	INDIRECT DRAIN SIZE (mm)	INDIRECT DRAIN ROUGH-IN	GAS SIZE (mm)	MBTU/H
01	12' PRODUCE COOLER	--	--	--	--	38#	FFD	--	--
04	12' SALAD COOLER	--	--	--	--	38#	FFD	--	--
33	COOLER	--	--	--	--	19#	FFD	--	--
34	WALK-IN FREEZER	--	--	--	--	19#	FFD	--	--
35	CAKE	--	--	--	19#	38#	FFD	--	--
36	2 DOOR BAKERY FREEZER	--	--	--	--	38#	FFD	--	--
40	MEAT BUNKER	--	--	--	--	38#	FFD	--	--
41	24' MEAT SHELF	--	--	--	--	38#	FFD	--	--
44	5 DOOR DAIRY SHELVING	--	--	--	--	38#	FFD	--	--
44	3 DOOR DAIRY SHELVING	--	--	--	--	38#	FFD	--	--

KITCHEN EQUIPMENT SCHEDULE

ITEM No.	EQUIPMENT CATEGORY	COLD WATER SIZE (mm)	HOT WATER SIZE (mm)	FILTERED H2O	DIRECT DRAIN SIZE (mm)	INDIRECT DRAIN SIZE (mm)	INDIRECT DRAIN ROUGH-IN	GAS SIZE (mm)	MBTU/H
45	5 DOOR FREEZER SHELVING	--	--	--	--	38#	FFD	--	--
47	ICE MACHINE	12#	--	--	19#	--	--	--	--
50	COUNTER/SINK	12#	12#	--	38#	--	--	--	--
51	COOLER	--	--	--	--	19#	FFD	--	--
52	COOLER	--	--	--	--	19#	FFD	--	--
55	COUNTER/SINK	12#	12#	--	38#	--	--	--	--
60	FREEZER	--	--	--	--	19#	FFD	--	--
61	COOLER	--	--	--	--	19#	FFD	--	--
67	ICE MACHINE	12#	--	--	19#	--	--	--	--

SAYERS FOOD LIMITED
 132 BURLIEGH STREET
 T: 705.656.4531
 E: sayers@apsley.ca



PROJECT TITLE
**NEW SAYERS FOOD STORE
 BURLIEGH STREET, APSLEY**

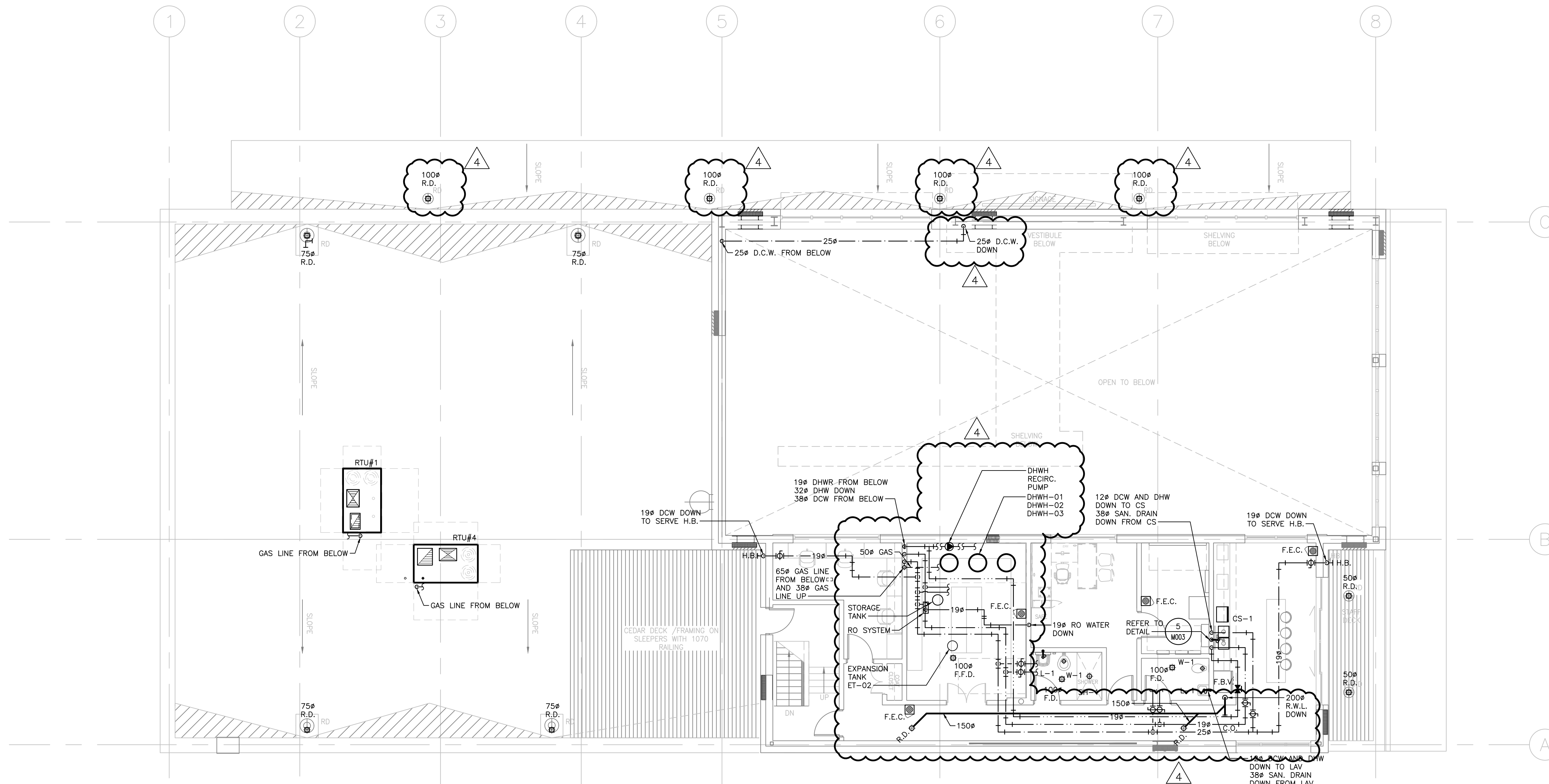
DRAWING TITLE
**GROUND FLOOR PLAN
 PLUMBING AND DRAINAGE**

SCALE
 1:100

DATE
JUNE 16, 2021

PROJECT NUMBER
21076

DRAWING NUMBER
M301



GENERAL NOTES:

- DO NOT SCALE DRAWINGS. THE LOCATIONS OF ALL ITEMS SHOWN ON THE DRAWINGS OR SPECIFIED THAT ARE NOT DEFINITELY FIXED BY DIMENSIONS ARE APPROXIMATE. DETERMINE THE EXACT LOCATIONS NECESSARY TO SECURE THE BEST CONDITIONS AND RESULTS BASED ON SITE CONDITIONS. REVIEW ALL REVISIONS WITH THE CONSULTANT.
- READ FLOOR PLANS IN CONJUNCTION WITH SCHEMATICS. ASSUME INFORMATION SHOWN ON FLOOR PLANS TO BE APPLICABLE TO THE RELATED SYSTEM SCHEMATIC AND VICE-VERSA TO PROVIDE A COMPLETE AND OPERATIONAL SYSTEM.
- VERIFY STRUCTURAL INTEGRITY OF ALL TEMPORARY AND PERMANENT OPENINGS. PROVIDE ADDITIONAL FRAMING TO ENSURE STRUCTURAL INTEGRITY AS REQUIRED.
- REFER TO THE STANDARD DETAILS AND DETAIL SHEETS FOR ADDITIONAL INFORMATION.

PLUMBING AND DRAINAGE NOTES:

- PROVIDE MINIMUM 75mm (3 IN.) FOR UNDER GROUND SANITARY DRAINAGE UNLESS INDICATED OTHERWISE.
- PROVIDE APPROVED BACK FLOW PREVENTION FOR ALL TRAP PRIMER SYSTEMS.
- PROVIDE MINIMUM 100mm (4 IN.) FOR UNDER GROUND STORM DRAINAGE UNLESS INDICATED OTHERWISE.
- PROVIDE MINIMUM 19mm (3/4 IN.) DOMESTIC COLD WATER AND DOMESTIC HOT WATER PIPES UNLESS INDICATED OTHERWISE.
- INSTALL ALL PIPING OVERHEAD, TIGHT TO UNDERSIDE OF THE STRUCTURE WITH SUFFICIENT ROOM FOR INSULATION UNLESS INDICATED OTHERWISE. ROUTE PIPING WITHIN STRUCTURAL STEEL STRATA OR THROUGH CONCRETE BEAMS WHERE PRACTICAL.
- HEAT TRACE THE ENTIRE SERVICE TO BE PROTECTED FROM FREEZING IN ALL AREAS INDICATED ON THE DRAWINGS AND NOTED IN THE SPECIFICATIONS. PROVIDE HEAT TRACING TO ACCOMMODATE ALTERATIONS IN THE PIPE LAYOUT DUE TO INTERFERENCES OR OTHER INSTALLATION REQUIREMENTS. CONNECT HEAT TRACING CIRCUIT TO THE ELECTRICAL POWER LOCATIONS INDICATED ON THE DRAWINGS OR THE NEAREST CIRCUIT AVAILABLE. COORDINATE WITH ELECTRICAL DIVISION.
- PROVIDE SHUT-OFF VALVES ON ALL MAIN RISERS AND AT EACH CONNECTION TO EQUIPMENT.
- PROVIDE COMPLETE VENTING SYSTEMS IN ACCORDANCE WITH THE PLUMBING OR BUILDING CODE.
- HEAT TRACE ALL PIPING WITHIN UNHEATED SPACES SUCH AS PARKING LEVELS, SOFFITS AND WITHIN WALLS WHERE FREEZING MAY OCCUR.

Contractor must check and verify all dimensions on the job, and report any discrepancies to the Architect before proceeding with the work. Do not scale this drawing.

REVISIONS AND ISSUES

REV	DESCRIPTION	DATE	BY
1	ISSUED FOR TENDER	2021.08.25	
2	ISSUED FOR PERMIT	2021.09.09	
3	ISSUED FOR ADDENDUM #1	2021.09.15	
4	ISSUED FOR ADDENDUM #2	2021.09.27	
5			
6			
7			
8			

MJMA

maclennan jaunkins miller architects
 425 adelade street west level 6
 toronto ontario m5v 3c1
 416 593 6796
 www.mjmaarchitects.com

TRITON ENGINEERING SERVICES LTD

CIVIL ENGINEERS
 18 ROBB BOULEVARD - UNIT 8
 ORANGEVILLE, ONTARIO
 TEL 519 941 0330 FAX 519 941 1830

BLACKWELL

STRUCTURAL ENGINEERS
 134 PETER STREET, SUITE 1301
 TORONTO, ONTARIO, M5V 2H2
 TEL 416-593-5300 FAX 416-593-4840

SMITH + ANDERSON

MECHANICAL AND ELECTRICAL ENGINEERS
 1100 - 100 SHEPPARD AVENUE EAST
 TORONTO, ONTARIO, M2N 6N5
 TEL 416-487-8151



Smith + Andersen

1100 - 100 Sheppard Ave. East, Toronto On, M2N 6N5
 416 487 8151 f 416 487 8104 smithanderson.com

SAYERS FOOD LIMITED

132 BURLEIGH STREET
 t: 705.656.4531
 e: sayers@apsley.ca

NORTH ARROW SEAL

PROJECT TITLE

NEW SAYERS FOOD STORE
 BURLEIGH STREET, APSLEY

DRAWING TITLE

SECOND FLOOR PLAN
 PLUMBING AND DRAINAGE

SCALE

1:100

DATE

JUNE 16, 2021

PROJECT NUMBER

21076

DRAWING NUMBER

M302

Contractor must check and verify all dimensions on the job, and report any discrepancies to the Architect before proceeding with the work. Do not scale this drawing.

REVISIONS AND ISSUES

REV	DESCRIPTION	DATE	BY
1	ISSUED FOR TENDER	2021.08.25	
2	ISSUED FOR PERMIT	2021.09.09	
3	ISSUED FOR ADDENDUM #1	2021.09.15	
4	ISSUED FOR ADDENDUM #2	2021.09.27	
5			
6			
7			
8			

MJMA
 maclean jaunkains miller architects
 425 adelade street west level 6
 toronto ontario m5v 3c1
 416 593 6796
 www.mjmaarchitects.com

TRITON ENGINEERING SERVICES LTD
 CIVIL ENGINEERS
 18 ROBB BOULEVARD - UNIT 8
 ORANGEVILLE, ONTARIO
 TEL 519 941 0330 FAX 519 941 1830

BLACKWELL
 STRUCTURAL ENGINEERS
 134 PETER STREET, SUITE 1301
 TORONTO, ONTARIO, M5V 2H2
 TEL 416-593-5300 FAX 416-593-4840

SMITH + ANDERSON
 MECHANICAL AND ELECTRICAL ENGINEERS
 1100 - 100 SHEPPARD AVENUE EAST
 TORONTO, ONTARIO, M2N 6N5
 TEL 416-487-8151



Smith + Andersen
 1100 - 100 Sheppard Ave. East, Toronto On, M2N 6N5
 416 487 8151 f 416 487 8104 smithanderson.com

GENERAL NOTES:

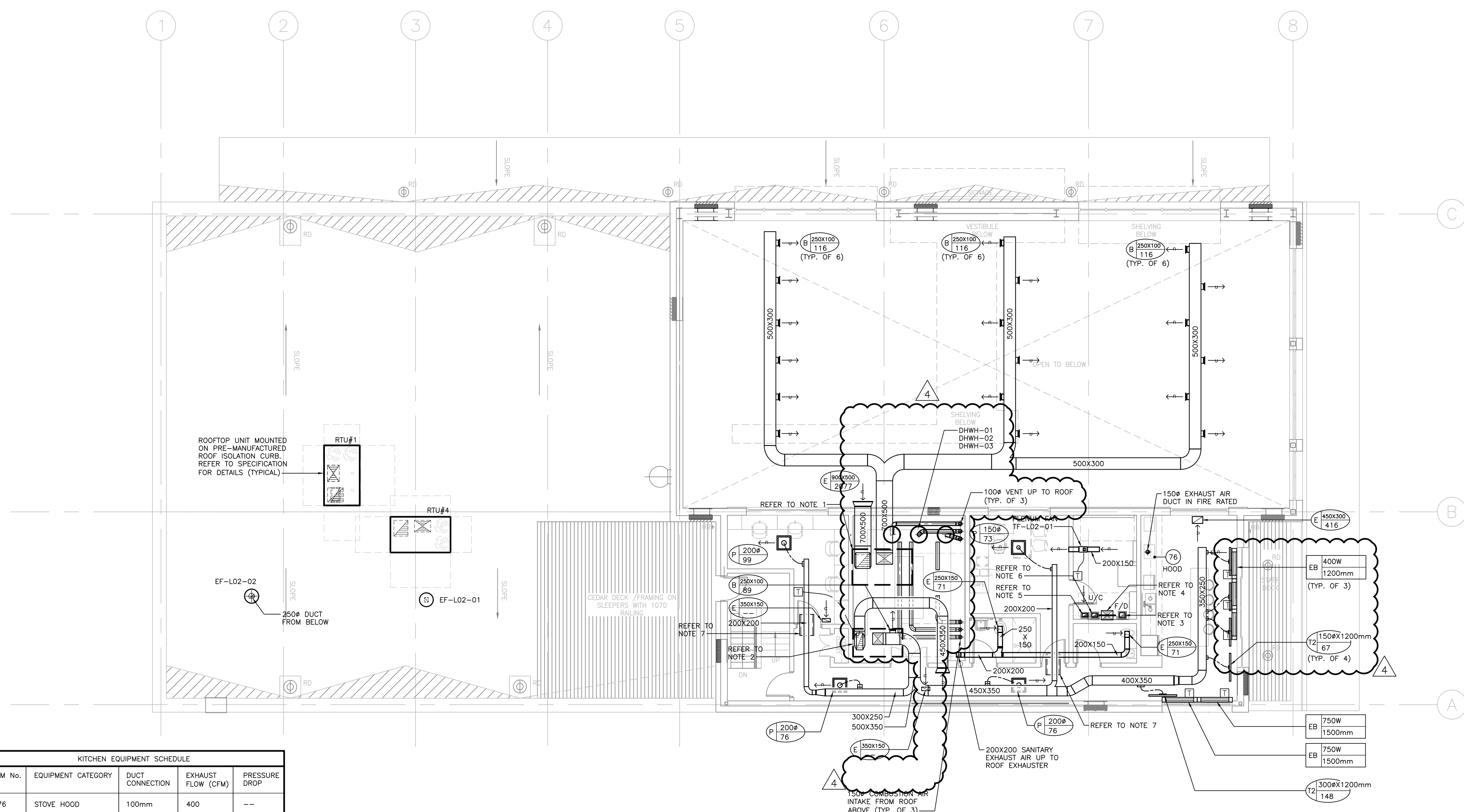
- DO NOT SCALE DRAWINGS. THE LOCATIONS OF ALL ITEMS SHOWN ON THE DRAWINGS OR SPECIFIED THAT ARE NOT DEFINITELY FIXED BY DIMENSIONS ARE APPROXIMATE. DETERMINE THE EXACT LOCATIONS NECESSARY TO SECURE THE BEST CONDITIONS AND RESULTS BASED ON SITE CONDITIONS. REVIEW ALL REVISIONS WITH THE CONSULTANT.
- READ FLOOR PLANS IN CONJUNCTION WITH SCHEMATICS. ASSUME INFORMATION SHOWN ON FLOOR PLANS TO BE APPLICABLE TO THE RELATED SYSTEM SCHEMATIC AND VICE-VERSA TO PROVIDE A COMPLETE AND OPERATIONAL SYSTEM.
- VERIFY STRUCTURAL INTEGRITY OF ALL TEMPORARY AND PERMANENT OPENINGS. PROVIDE ADDITIONAL FRAMING TO ENSURE STRUCTURAL INTEGRITY AS REQUIRED.
- REFER TO THE STANDARD DETAILS AND DETAIL SHEETS FOR ADDITIONAL INFORMATION.

HVAC NOTES:

- REFER TO ARCHITECTURAL REFLECTED CEILING PLANS FOR EXACT LOCATIONS OF GRILLES AND DIFFUSERS. REQUEST CLARIFICATION FOR ANY DIFFUSER OR GRILLE WITH MORE THAN A 600MM (24 IN.) DISCREPANCY IN LOCATION.
- TEMPERATURE SENSORS ARE LOCATED TO AID IN PRICING ONLY AND ALL REQUIRED SENSORS MAY NOT BE SHOWN (REFER TO SPECIFICATIONS). COORDINATE FINAL LOCATION WITH THE ARCHITECT WITHIN 1000MM (40 IN.) OF LOCATION SHOWN. REVIEW ALL RELOCATIONS OUTSIDE OF THIS RANGE WITH THE CONSULTANT.
- INSTALL TEMPERATURE SENSORS AT NOMINALLY 1200MM (48 IN.) ABOVE THE FINISHED FLOOR UNLESS INDICATED OTHERWISE.
- PROVIDE DIFFUSER DUCT RUN-OUTS THE SAME SIZE AS THE DIFFUSER INLETS UNLESS INDICATED OTHERWISE.
- MAINTAIN A MINIMUM OF 2400MM (96 IN.) CLEARANCE TO THE UNDERSIDE OF PIPES, DUCTS, CONDUITS, SUSPENDED EQUIPMENT, ETC. THROUGHOUT ACCESS ROUTES IN MECHANICAL ROOMS.
- INSTALL ALL PIPING OVERHEAD, TIGHT TO UNDERSIDE OF THE STRUCTURE WITH SUFFICIENT ROOM FOR INSULATION UNLESS INDICATED OTHERWISE. ROUTE PIPING WITHIN STRUCTURAL STEEL STRAIA OR THROUGH CONCRETE BEAMS WHERE PRACTICAL.
- VERIFY STRUCTURAL INTEGRITY OF ALL TEMPORARY AND PERMANENT OPENINGS. PROVIDE ADDITIONAL FRAMING TO ENSURE STRUCTURAL INTEGRITY AS REQUIRED. PROVIDE ALL OPEN ENDED DUCTWORK COMPLETE WITH WIRE MESH.
- PROVIDE 600X400X1200 (WxHxL) INTERNAL ACOUSTIC INSULATED ELBOW OR STRAIGHT TRANSFER DUCTS UNLESS INDICATED OTHERWISE. TRANSFER AIR DUCTS IN LIEU OF SILENCERS ARE NOT PERMITTED.

DRAWING NOTES:

- 700X500 SUPPLY AIR DUCT FROM RTU#3 ABOVE. 700X500 RETURN AIR DUCT UP TO RTU#3 ABOVE.
- 450X350 SUPPLY AIR DUCT FROM RTU#2 ABOVE. 450X350 RETURN AIR DUCT UP TO RTU#2 ABOVE.
- 250X225 EXHAUST AIR DUCT IN FIRE WRAP FROM BELOW AND UP
- 500X400 SUPPLY AIR DUCT FROM ABOVE AND DOWN
- 250X175 EXHAUST AIR DUCT IN FIRE WRAP FROM BELOW AND UP
- 250X150 EXHAUST AIR DUCT IN FIRE WRAP FROM BELOW AND UP



KITCHEN EQUIPMENT SCHEDULE				
ITEM No.	EQUIPMENT CATEGORY	DUCT CONNECTION	EXHAUST FLOW (CFM)	PRESSURE DROP
76	STOVE HOOD	100mm	400	--

SAYERS FOOD LIMITED

132 BURLEIGH STREET
 t: 705.656.4531
 e: sayers@apsley.ca

NORTH ARROW SEAL

PROJECT TITLE
**NEW SAYERS FOOD STORE
 BURLEIGH STREET, APSLEY**

DRAWING TITLE
SECOND FLOOR PLAN HVAC

SCALE
 1:100
 DATE
JUNE 16, 2021

PROJECT NUMBER
21076
 DRAWING NUMBER

M402

Contractor must check and verify all dimensions on the job, and report any discrepancies to the Architect before proceeding with the work. Do not scale this drawing.

REV	DESCRIPTION	DATE	BY
1	ISSUED FOR TENDER	2021.08.25	
2	ISSUED FOR PERMIT	2021.09.09	
3	ISSUED FOR ADDENDUM #1	2021.09.15	
4	ISSUED FOR ADDENDUM #2	2021.09.27	
5			
6			
7			
8			

MJMA
 maclean jaunkains miller architects
 425 adelaide street west level 6
 toronto ontario m5v 3c1
 416 593 6796
 www.mjmaarchitects.com

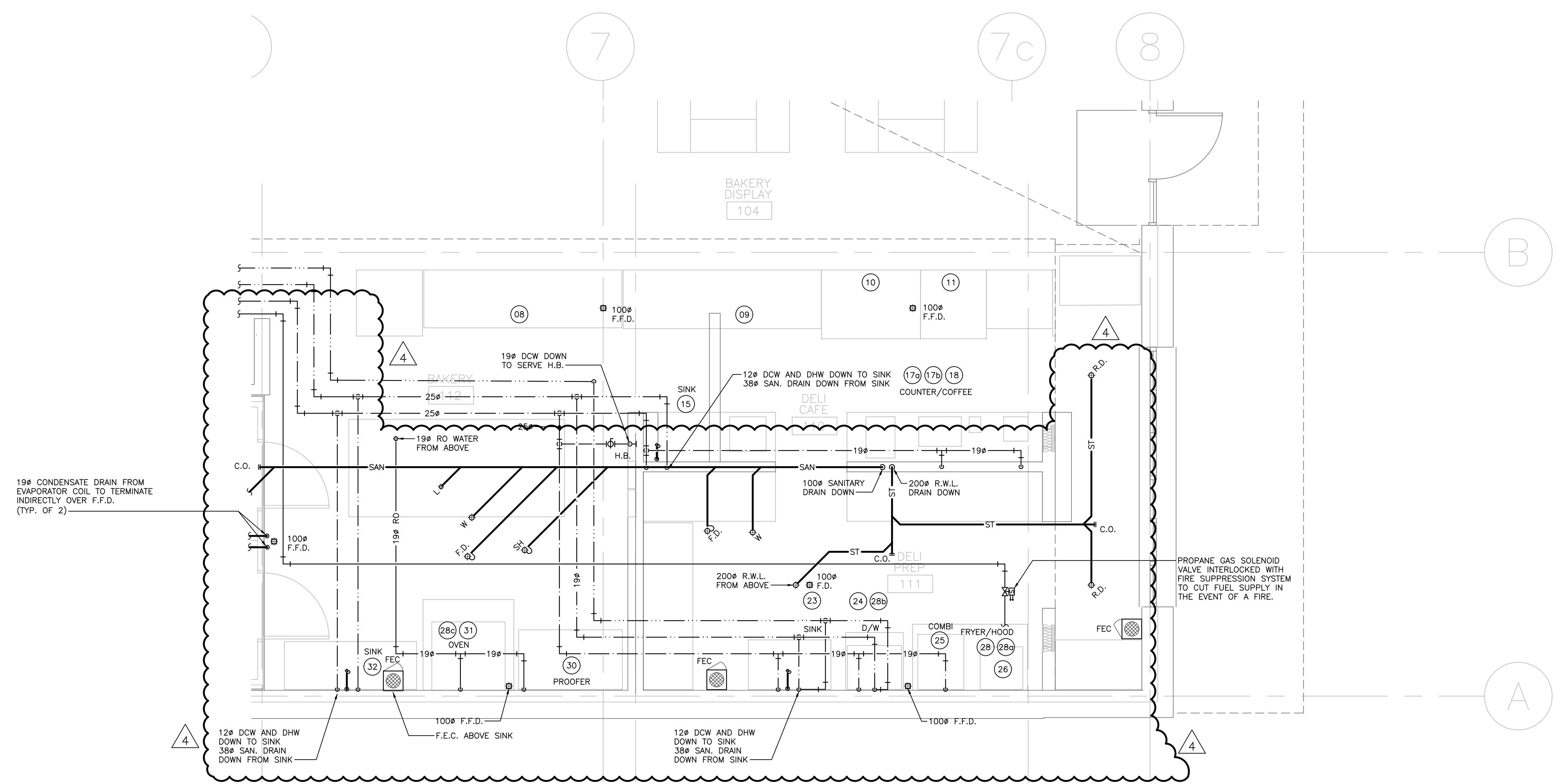
TRITON ENGINEERING SERVICES LTD
 CIVIL ENGINEERS
 18 ROBB BOULEVARD - UNIT 8
 ORANGEVILLE, ONTARIO
 TEL 519 941 0330 FAX 519 941 1830

BLACKWELL
 STRUCTURAL ENGINEERS
 134 PETER STREET, SUITE 1301
 TORONTO, ONTARIO, M5V 2H2
 TEL 416 593 5300 FAX 416 593 4840

SMITH + ANDERSON
 MECHANICAL AND ELECTRICAL ENGINEERS
 1100 - 100 SHEPPARD AVENUE EAST
 TORONTO, ONTARIO, M2N 6N5
 TEL 416 487 8151



Smith + Anderson
 1100 - 100 Sheppard Ave. East, Toronto On, M2N 6N5
 416 487 8151 f 416 487 9104 smthanderson.com

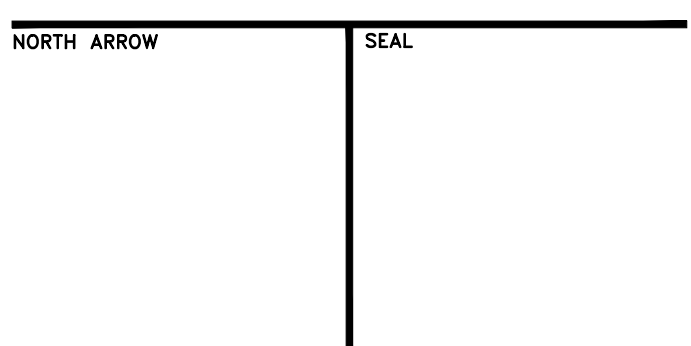


KITCHEN EQUIPMENT SCHEDULE									
ITEM No.	EQUIPMENT CATEGORY	COLD WATER SIZE (mm)	HOT WATER SIZE (mm)	FILTERED H2O	DIRECT DRAIN SIZE (mm)	INDIRECT DRAIN SIZE (mm)	INDIRECT DRAIN ROUGH-IN	GAS SIZE (mm)	MBTU/H
08	12' DELI SELF SERVE	--	--	--	--	38#	FFD	--	--
09	MEAT AND CHEESE	--	--	--	--	38#	FFD	--	--
10	SUB SERV	--	--	--	--	38#(x2)	FFD	--	--
11	HOT SRVC	--	--	--	--	38#(x2)	FFD	--	--
15	MEAT SLICER COUNTER/SINK	12#	12#	--	38#	--	--	--	--
17	ESPRESSO MACHINE	12#	--	--	25#	--	--	--	--
18	COFFEE MAKER	6#	--	--	--	--	--	--	--
23	SINK	12#	12#	--	38#	--	--	--	--
24	DISHWAHER	19#	19#	19#	--	16#	FFD	--	--
25	COMBI	19#	--	--	--	50#	FFD	19#	--
26	FRYER	--	--	--	--	--	--	19#	140
30	PROOFER	12#	--	--	--	19#	FFD	--	--
31	OVEN	6 NPT	--	YES	--	--	--	--	--
32	COUNTER/SINK	12#	12#	--	38#	--	--	--	--

KITCHEN EQUIPMENT SCHEDULE				
ITEM No.	EQUIPMENT CATEGORY	DUCT CONNECTION	EXHAUST FLOW (CFM)	PRESSURE DROP
28	EXHAUST HOOD	50mm	1,000	--

- GENERAL NOTES:**
- DO NOT SCALE DRAWINGS. THE LOCATIONS OF ALL ITEMS SHOWN ON THE DRAWINGS OR SPECIFIED THAT ARE NOT DEFINITELY FIXED BY DIMENSIONS ARE APPROXIMATE. DETERMINE THE EXACT LOCATIONS NECESSARY TO SECURE THE BEST CONDITIONS AND RESULTS BASED ON SITE CONDITIONS. REVIEW ALL REVISIONS WITH THE CONSULTANT.
 - READ FLOOR PLANS IN CONJUNCTION WITH SCHEMATICS. ASSUME INFORMATION SHOWN ON FLOOR PLANS TO BE APPLICABLE TO THE RELATED SYSTEM SCHEMATIC AND VICE-VERSA TO PROVIDE A COMPLETE AND OPERATIONAL SYSTEM.
 - VERIFY STRUCTURAL INTEGRITY OF ALL TEMPORARY AND PERMANENT OPENINGS. PROVIDE ADDITIONAL FRAMING TO ENSURE STRUCTURAL INTEGRITY AS REQUIRED.
 - REFER TO THE STANDARD DETAILS AND DETAIL SHEETS FOR ADDITIONAL INFORMATION.
- PLUMBING AND DRAINAGE NOTES:**
- PROVIDE MINIMUM 75mm (3 IN.) FOR UNDER GROUND SANITARY DRAINAGE UNLESS INDICATED OTHERWISE.
 - PROVIDE APPROVED BACK FLOW PREVENTION FOR ALL TRAP PRIMER SYSTEMS.
 - PROVIDE MINIMUM 100mm (4 IN.) FOR UNDER GROUND STORM DRAINAGE UNLESS INDICATED OTHERWISE.
 - PROVIDE MINIMUM 19mm (3/4 IN.) DOMESTIC COLD WATER AND DOMESTIC HOT WATER PIPES UNLESS INDICATED OTHERWISE.
 - INSTALL ALL PIPING OVERHEAD, TIGHT TO UNDERSIDE OF THE STRUCTURE WITH SUFFICIENT ROOM FOR INSULATION UNLESS INDICATED OTHERWISE. ROUTE PIPING WITHIN STRUCTURAL STEEL STRATA OR THROUGH CONCRETE BEAMS WHERE PRACTICAL.
 - HEAT TRACE THE ENTIRE SERVICE TO BE PROTECTED FROM FREEZING IN ALL AREAS INDICATED ON THE DRAWINGS AND NOTED IN THE SPECIFICATIONS. PROVIDE HEAT TRACING TO ACCOMMODATE ALTERATIONS IN THE PIPE LAYOUT DUE TO INTERFERENCES OR OTHER INSTALLATION REQUIREMENTS. CONNECT HEAT TRACING CIRCUIT TO THE ELECTRICAL POWER LOCATIONS INDICATED ON THE DRAWINGS OR THE NEAREST CIRCUIT AVAILABLE. COORDINATE WITH ELECTRICAL DIVISION.
 - PROVIDE SHUT-OFF VALVES ON ALL MAIN RISERS AND AT EACH CONNECTION TO EQUIPMENT.
 - PROVIDE COMPLETE VENTING SYSTEMS IN ACCORDANCE WITH THE PLUMBING OR BUILDING CODE.
 - HEAT TRACE ALL PIPING WITHIN UNHEATED SPACES SUCH AS PARKING LEVELS, SOFFITS AND WITHIN WALLS WHERE FREEZING MAY OCCUR.

SAYERS FOOD LIMITED
 132 BURLING STREET
 t: 705.656.4531
 e: sayers@apsley.ca



PROJECT TITLE
**NEW SAYERS FOOD STORE
 BURLING STREET, APSLEY**

DRAWING TITLE
**GROUND FLOOR PLAN
 KITCHEN PLUMBING AND
 DRAINAGE**

SCALE
 1:50
 DATE
JUNE 16, 2021

PROJECT NUMBER
21076
 DRAWING NUMBER

M501