

NEW SAYERS FOOD STORE APSLEY, ONTARIO

MACLENNAN JAUNKALNS MILLER ARCHITECTS
TRITON ENGINEERING SERVICES LTD, CIVIL ENGINEERS
BLACKWELL STRUCTURAL ENGINEERS
SMITH AND ANDERSEN, MECHANICAL AND ELECTRICAL ENGINEERS



ISSUED FOR CONSTRUCTION - JULY 15, 2022

CIVIL

C-01 CONSTRUCTION GRADING & SERVICING PLAN
C-02 NOTES AND DETAILS
C-03 STANDARDS
C-04 STANDARDS
C-05 STANDARDS

ARCHITECTURAL

A000 COVER SHEET
A001 SITE SURVEY
A002 SITE PLAN
A003 LOADING STUDY
A004 EX FOUNDATION REMOVAL SITE PLAN
A005 SITE PLAN DETAILS 1
A006 SITE PLAN DETAILS 2
A007 SITE PLAN DETAILS 3
A008 SITE PLAN DETAILS 4
A010 OBC MATRIX
A011 LIFE SAFETY & CODE
A020 ASSEMBLIES & FLOOR TYPES
A021 OUTLINE SPECIFICATION
A022 SUBMITTALS
A100 GROUND LEVEL FLOOR PLAN
A101 LEVEL 2 FLOOR PLAN
A120 GROUND LEVEL SETOUT PLAN
A102 ROOF PLAN
A150 REFLECTED CEILING PLAN
A151 LEVEL 2 REFLECTED CEILING PLAN
A200 BUILDING ELEVATIONS
A300 BUILDING SECTIONS
A310 WALL SECTIONS EAST & SOUTH FACADES
A311 WALL SECTIONS NORTH & WEST FACADES
A312 WALL SECTIONS
A320 SECTION DETAILS
A321 SECTION DETAILS
A322 SECTION DETAILS
A400 UNIVERSAL WC - ENLARGED PLANS
A450 EQUIPMENT FLOOR PLANS
A451 EQUIPMENT SCHEDULE

A452 EQUIPMENT SCHEDULE
A500 INTERIOR ELEVATIONS
A501 INTERIOR ELEVATIONS
A510 INTERIOR WALL SECTIONS
A600 STAIR DRAWINGS
A700 DOOR SCHEDULE AND DETAILS
A710 EXTERIOR & INTERIOR SCREEN SCHEDULES
A800 FINISH FLOOR PLANS AND SCHEDULE
A900 MILLWORK DRAWINGS
A901 MILLWORK DRAWINGS
A970 RENDERINGS

STRUCTURAL

S001 GENERAL NOTES
S002 TYPICAL DETAILS
S003 TYPICAL DETAILS
S004 TYPICAL DETAILS
S100 FOUNDATION PLAN
S101 SECOND & LOW ROOF FRAMING PLAN
S102 HIGH ROOF FRAMING PLAN
S103 WIND UPLIFT DIAGRAMS
S104 SHEAR FORCE DIAGRAMS
S200 COLUMN SCHEDULE
S300 FRAMING ELEVATIONS
S301 FRAMING ELEVATIONS
S400 BUILDING SECTIONS
S401 BUILDING SECTIONS
S402 BUILDING SECTIONS
S500 DETAILED SECTIONS
S501 DETAILED SECTIONS
S502 DETAILED SECTIONS
S503 DETAILED SECTIONS

MECHANICAL

M000 DRAWING LIST AND LEGEND
M001 MECHANICAL STANDARD DETAILS
M002 MECHANICAL STANDARD DETAILS
M003 MECHANICAL STANDARD DETAILS
M004 MECHANICAL STANDARD DETAILS
M005 MECHANICAL STANDARD DETAILS
M100 SITE PLAN MECHANICAL
M200 MECHANICAL SCHEMATICS
M201 PLUMBING SCHEMATICS
M300 FOUNDATION PLAN PLUMBING AND DRAINAGE
M301 GROUND FLOOR PLAN PLUMBING AND DRAINAGE
M302 SECOND FLOOR PLAN PLUMBING AND DRAINAGE
M303 ROOF PLAN PLUMBING AND DRAINAGE
M401 GROUND FLOOR PLAN HVAC
M402 SECOND FLOOR PLAN HVAC
M403 ROOF PLAN HVAC
M501 GROUND FLOOR PLAN KITCHEN PLUMBING AND DRAINAGE
M502 GROUND FLOOR PLAN KITCHEN HVAC

ELECTRICAL

E000 DRAWING LIST AND LEGEND
E001 LEGEND
E002 ELECTRICAL DETAILS
E003 ELECTRICAL DETAILS
E004 ELECTRICAL DETAILS
E100 SITE PLAN - ELECTRICAL
E200 SINGLE LINE DIAGRAM
E300 GROUND LEVEL - POWER AND SYSTEMS
E301 SECOND LEVEL - POWER AND SYSTEMS
E302 ROOF - POWER AND SYSTEMS
E400 GROUND LEVEL - LIGHTING
E401 SECOND LEVEL - LIGHTING
E500 ENLARGED PLAN

Contractor must check and verify all dimensions on the job, and report any discrepancies to the Architect before proceeding with the work.
Do not scale this drawing.

REVISIONS AND ISSUES

REV	DESCRIPTION	DATE	BY
1	REVISED SPA	210809	AB
2	ISSUED FOR TENDER	210824	AB
3	REVISION TO BUILDING PERMIT	220315	AB
4	SI-01	220615	AB
5	BLG SET-OUT CAD	220715	AB
6	ISSUED FOR CONSTRUCTION	220715	AB
7			
8			
9			
10			
11			
12			

MJMA

macleNNan jaunkalns miller architects
425 adelade street west level 6
toronto ontario m5v 3c1
416 593 4794
www.mjmachitects.com

TRITON ENGINEERING SERVICES LTD CIVIL ENGINEERS

229 BROADWAY, UNIT 1
ORANGEVILLE, ONTARIO, L9W 1K4
TEL 519 941 0330 FAX 519 941 1830

BLACKWELL STRUCTURAL ENGINEERS

134 PETER STREET, SUITE 1301
TORONTO, ONTARIO, M5V 2H2
TEL 416.593.5300 FAX 416.593.4840

SMITH + ANDERSON MECHANICAL AND ELECTRICAL ENGINEERS

1100 - 100 SHEPPARD AVENUE EAST
TORONTO, ONTARIO, M2N 6N5
TEL 416 487 8151

SAYERS FOOD LIMITED

132 BURLEIGH STREET
E 705.856.4531
e: sayers@apsley.ca

NORTH ARROW

SEAL



PROJECT TITLE

NEW SAYERS FOOD STORE
BURLEIGH STREET, APSLEY

DRAWING TITLE

COVER SHEET

SCALE

NTS

DATE

JULY 15, 2022

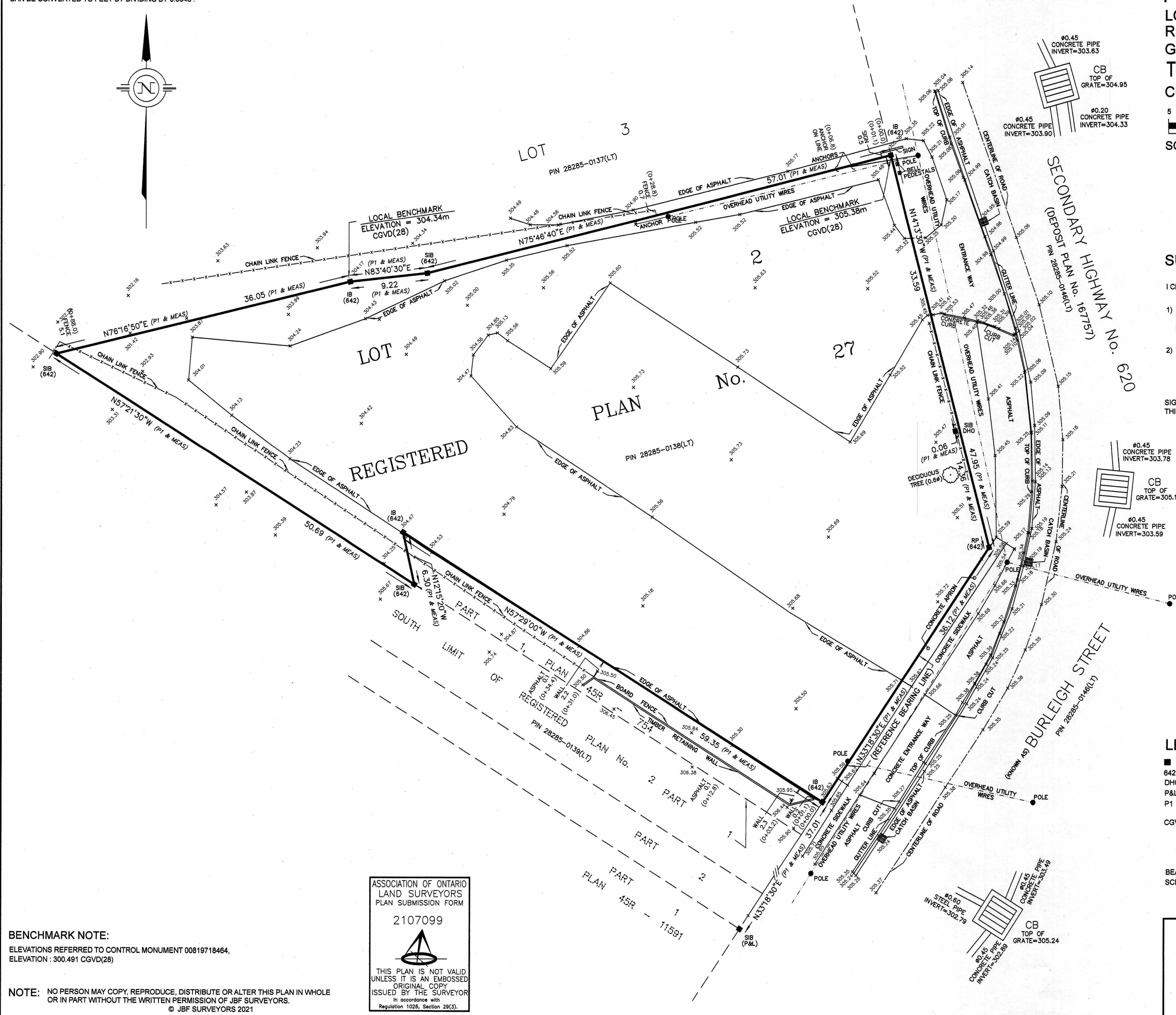

PROJECT NUMBER

2102


DRAWING NUMBER

A000

METRIC:
DISTANCES SHOWN ON THIS PLAN ARE IN METRES AND CAN BE CONVERTED TO FEET BY DIVIDING BY 0.3048.



**PLAN OF SURVEY OF
LOT 2
REGISTERED PLAN No. 27
GEOGRAPHIC TOWNSHIP OF ANSTRUTHER
TOWNSHIP OF NORTH KAWARTHA
COUNTY OF PETERBOROUGH**



SCALE: 1:300

SURVEYOR'S CERTIFICATE

I CERTIFY THAT:
1) THIS SURVEY AND PLAN ARE CORRECT AND ARE IN ACCORDANCE WITH THE SURVEYS ACT, THE SURVEYORS ACT AND THE LAND TITLES ACT AND THE REGULATIONS MADE UNDER THEM.
2) THE SURVEY WAS COMPLETED ON APRIL 21, 2021

SIGNED AT LAKEFIELD, ONTARIO
THIS 2nd DAY OF MAY, 2021

[Signature]
CHRISTOPHER E. MUSCLOW
ONTARIO LAND SURVEYOR

LEGEND

- DENOTES SURVEY MONUMENT, FOUND
- 642 DENOTES J.G. PIERCE, O.L.S.
- DHO DENOTES DEPARTMENT OF HIGHWAYS ONTARIO
- P&L DENOTES PIERCE & LYONS, O.L.S.
- P1 DENOTES SURVEYOR'S REAL PROPERTY REPORT BY JBF SURVEYORS DATED 27th DAY OF JANUARY, 2021
- CGVD(28) DENOTES CANADIAN GEODETIC VERTICAL DATUM OF 1928

BEARINGS SHOWN HEREON ARE ASTRONOMIC DERIVED FROM THE WESTERLY LIMIT OF SECONDARY HIGHWAY No. 620 AS SHOWN ON P1, HAVING A BEARING OF N33°18'30"E



JBF SURVEYORS
44 CLEMENTI ST., BOX 70
LAKEFIELD, ON K0L 2H0
PHONE: 705-652-6198
INFO@JBFSURVEYORS.COM
WWW.JBFSURVEYORS.COM

PROJ. # 8013

BENCHMARK NOTE:
ELEVATIONS REFERRED TO CONTROL MONUMENT 00819718464,
ELEVATION : 300.491 CGVD(28)

ASSOCIATION OF ONTARIO
LAND SURVEYORS
PLAN SUBMISSION FORM
2107099

THIS PLAN IS NOT VALID
UNLESS IT IS AN EMBOSSED
ORIGINAL COPY
ISSUED BY THE SURVEYOR
In accordance with
Regulation 1028, Section 29(3).
© JBF SURVEYORS 2021

NOTE: NO PERSON MAY COPY, REPRODUCE, DISTRIBUTE OR ALTER THIS PLAN IN WHOLE OR IN PART WITHOUT THE WRITTEN PERMISSION OF JBF SURVEYORS.
© JBF SURVEYORS 2021

Contractor must check and verify all dimensions on the job, and report any discrepancies to the Architect before proceeding with the work.
Do not scale this drawing.

REVISIONS AND ISSUES

REV	DESCRIPTION	DATE	BY
1	ISSUED FOR SPA	210618	AB
2	REVISED SPA	210709	AB
3	ISSUED FOR COSTING	210721	AB
4	REVISED SPA	210809	AB
5	ISSUED FOR TENDER	210824	AB
6	REVISED TENDER	220124	AB
7	REVISED BUILDING PERMIT	220124	AB
8	-	-	-

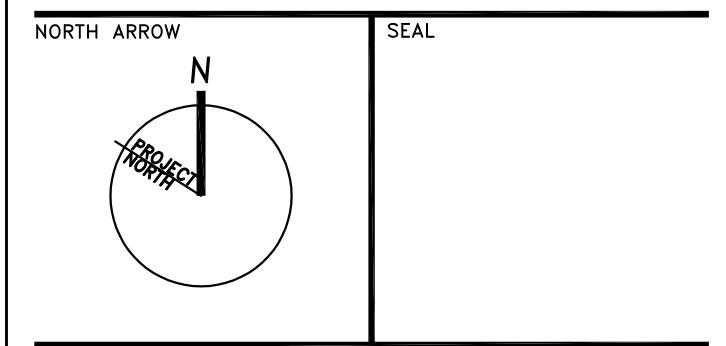
MJMA
macleanen jaunakins miller architects
425 adelade street west level 6
toronto ontario m5v 3c1
416 593 6776
www.mjmaarchitects.com

TRITON ENGINEERING SERVICES LTD
CIVIL ENGINEERS
229 BROADWAY, UNIT 1
ORANGEVILLE, ONTARIO, L9W 1K4
TEL 519 941 0330 FAX 519 941 1830

BLACKWELL
STRUCTURAL ENGINEERS
134 PETER STREET, SUITE 1301
TORONTO, ONTARIO, M5V 2H2
TEL 416 593 5300 FAX 416 593 4840

SMITH + ANDERSON
MECHANICAL AND ELECTRICAL ENGINEERS
1100 - 100 SHEPPARD AVENUE EAST
TORONTO, ONTARIO, M2N 6N5
TEL 416 487 8151

SAYERS FOOD LIMITED
132 BURLEIGH STREET
E 705.656.4531
e: sayers@pspsley.ca



PROJECT TITLE
**NEW SAYERS FOOD STORE
BURLEIGH STREET, APSLEY**

DRAWING TITLE
SITE SURVEY

SCALE
NTS
DATE
JANUARY 24, 2022

PROJECT NUMBER
2102
DRAWING NUMBER

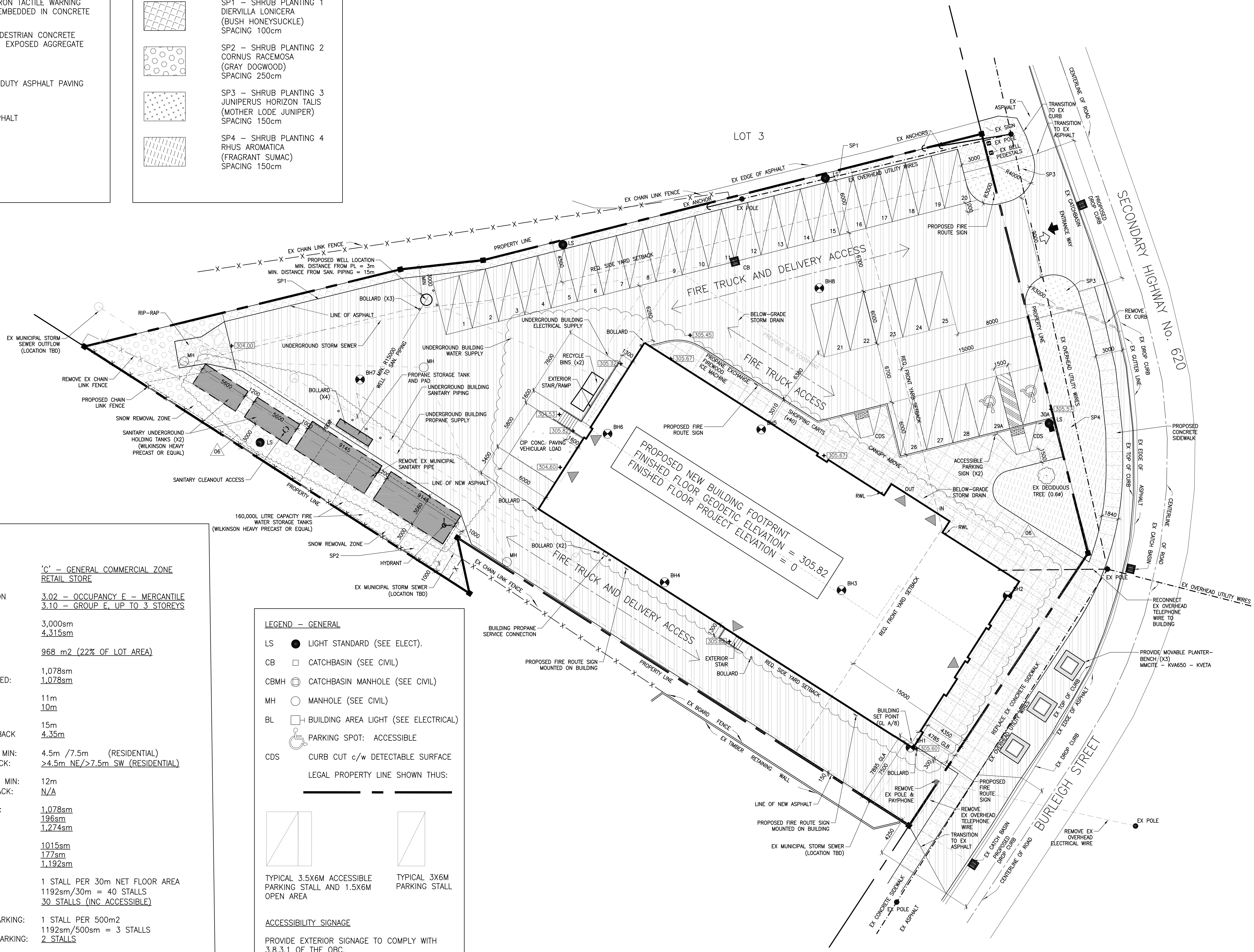
A001

LEGEND - MATERIALS	
	CAST IRON TACTILE WARNING TILES EMBEDDED IN CONCRETE
	CIP PEDESTRIAN CONCRETE PAVING, EXPOSED AGGREGATE FINISH
	HEAVY DUTY ASPHALT PAVING
	EX ASPHALT

LEGEND - PLANTING	
	SP1 - SHRUB PLANTING 1 DIERVILLA LONICERA (BUSH HONEYSUCKLE) SPACING 100cm
	SP2 - SHRUB PLANTING 2 CORNUS RACEMOSA (GRAY DOGWOOD) SPACING 250cm
	SP3 - SHRUB PLANTING 3 JUNIPERUS HORIZONTALIS (MOTHER LODE JUNIPER) SPACING 150cm
	SP4 - SHRUB PLANTING 4 RHUS AROMATICA (FRAGRANT SUMAC) SPACING 150cm

SITE STATISTICS:	
ZONING CATEGORY:	'C' - GENERAL COMMERCIAL ZONE
PERMITTED USE:	RETAIL STORE
BUILDING CODE CLASSIFICATION:	3.02 - OCCUPANCY E - MERCANTILE 3.10 - GROUP E, UP TO 3 STOREYS
LOT AREA MIN:	3,000sm
LOT AREA PROPOSED:	4,315sm
PROPOSED LOT LANDSCAPE:	968 m ² (22% OF LOT AREA)
BUILDING AREA MAX (25%):	1,078sm
BUILDING FOOTPRINT PROPOSED:	1,078sm
BUILDING HEIGHT MAX:	11m
PROPOSED BUILDING HEIGHT:	10m
REQ. SETBACK FRONT YARD:	15m
PROPOSED FRONT YARD SETBACK:	4.35m
REQ. SETBACK - SIDE YARD MIN:	4.5m / 7.5m (RESIDENTIAL)
PROPOSED SIDE YARD SETBACK:	>4.5m NE / >7.5m SW (RESIDENTIAL)
REQ. SETBACK - REAR YARD MIN:	12m
PROPOSED REAR YARD SETBACK:	N/A
GROSS GROUND FLOOR AREA:	1,078sm
GROSS SECOND FLOOR AREA:	196sm
TOTAL GROSS FLOOR AREA:	1,274sm
NET GROUND FLOOR AREA:	1,015sm
NET SECOND FLOOR AREA:	177sm
TOTAL NET FLOOR AREA:	1,192sm
REQUIRED PARKING:	1 STALL PER 30m NET FLOOR AREA 1192sm/30m = 40 STALLS
PROPOSED PARKING:	30 STALLS (INC ACCESSIBLE)
REQUIRED SPECIAL NEEDS PARKING:	1 STALL PER 500m ² 1192sm/500sm = 3 STALLS
PROPOSED SPECIAL NEEDS PARKING:	2 STALLS
REQUIRED LOADING SPACES:	1 SPACE PER 2,400sm NET FLOOR AREA 1,165sm/2,400sm = 1 SPACE
PROPOSED LOADING SPACES:	1 SPACE

LEGEND - GENERAL	
LS ●	LIGHT STANDARD (SEE ELECT.)
CB □	CATCHBASIN (SEE CIVIL)
CBMH ⊙	CATCHBASIN MANHOLE (SEE CIVIL)
MH ○	MANHOLE (SEE CIVIL)
BL □	BUILDING AREA LIGHT (SEE ELECTRICAL)
	PARKING SPOT: ACCESSIBLE
CDS	CURB CUT c/w DETECTABLE SURFACE
LEGAL PROPERTY LINE SHOWN THUS:	
	TYPICAL 3.5X6M ACCESSIBLE PARKING STALL AND 1.5X6M OPEN AREA
	TYPICAL 3X6M PARKING STALL
ACCESSIBILITY SIGNAGE	
PROVIDE EXTERIOR SIGNAGE TO COMPLY WITH 3.8.3.1 OF THE OBC.	



REVISIONS AND ISSUES			
REV	DESCRIPTION	DATE	BY
1	REVISED SPA	210809	AB
2	ISSUED FOR TENDER	210824	AB
3	REVISION TO BUILDING PERMIT	220315	AB
4	SI-01	220615	AB
5	BLG SET-OUT CAD	220715	AB
6	ISSUED FOR CONSTRUCTION	220715	AB
7			
8			
9			
10			
11			
12			

MJMA
 maclellan jaunkalns miller architects
 425 adelade street west level 6
 toronto ontario m5v 3c1
 416 593 4794
 www.mjmaarchitects.com

TRITON ENGINEERING SERVICES LTD
 CIVIL ENGINEERS
 229 BROADWAY, UNIT 1
 ORANGEVILLE, ONTARIO, L9W 1K4
 TEL 519 941 0330 FAX 519 941 1830

BLACKWELL
 STRUCTURAL ENGINEERS
 134 PETER STREET, SUITE 1301
 TORONTO, ONTARIO, M5V 2H2
 TEL 416.593.5300 FAX 416.593.4840

SMITH + ANDERSON
 MECHANICAL AND ELECTRICAL ENGINEERS
 1100 - 100 SHEPPARD AVENUE EAST
 TORONTO, ONTARIO, M2N 6N5
 TEL 416.487.8151

SAYERS FOOD LIMITED
 132 BURLLEIGH STREET
 E. 705.856.4531
 e: sayers@apsley.ca

NORTH ARROW

SEAL
 ASSOCIATION OF ARCHITECTS
 REG. ARCHT. 5382

PROJECT TITLE
**NEW SAYERS FOOD STORE
 BURLLEIGH STREET, APSLEY**

DRAWING TITLE
SITE PLAN

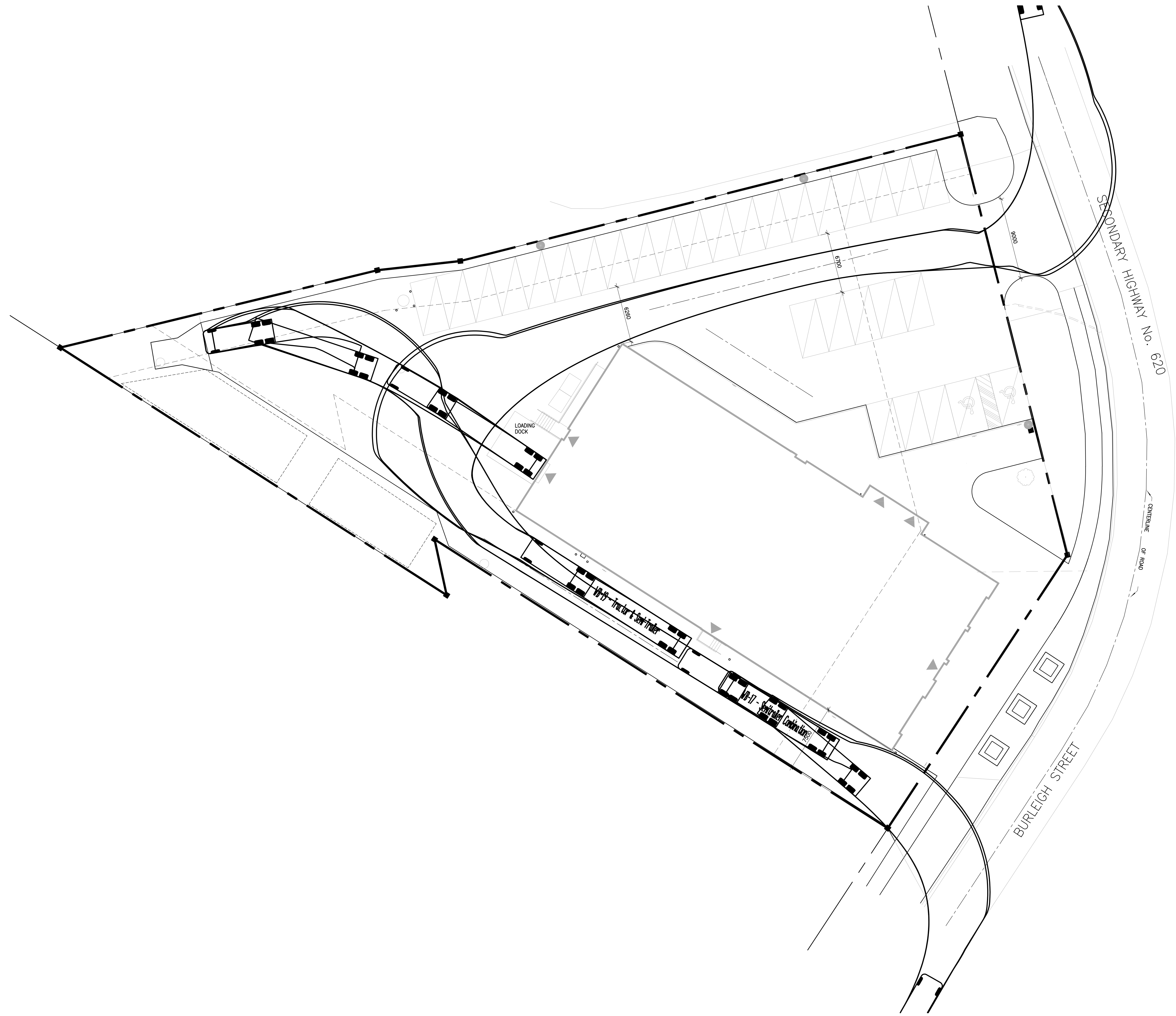
SCALE
1:200

DATE
JULY 15, 2022

PROJECT NUMBER
2102

DRAWING NUMBER

A002



Contractor must check and verify all dimensions on the job, and report any discrepancies to the Architect before proceeding with the work.
Do not scale this drawing.

REVISIONS AND ISSUES

REV	DESCRIPTION	DATE	BY
1	REVISED SPA	210809	AB
2	ISSUED FOR TENDER	210824	AB
3	REVISION TO BUILDING PERMIT	220315	AB
4	SI-01	220615	AB
5	BLG SET-OUT CAD	220715	AB
6	ISSUED FOR CONSTRUCTION	220715	AB
7			
8			
9			
10			
11			
12			

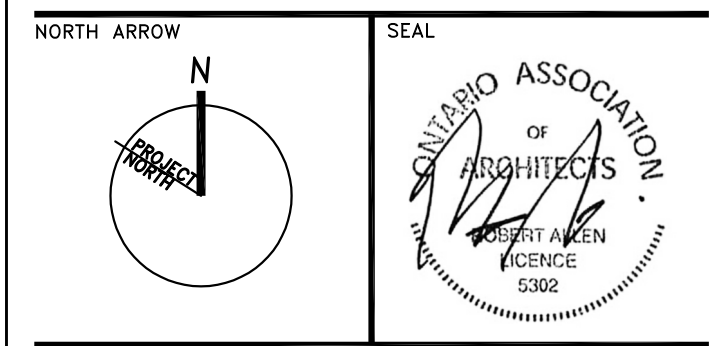
MJMA
 maclellan jaunkalns miller architects
 425 adelade street west level 6
 Toronto, Ontario M5V 3C1
 416 593 4794
 www.mjmachitects.com

TRITON ENGINEERING SERVICES LTD
 CIVIL ENGINEERS
 229 BROADWAY, UNIT 1
 ORANGEVILLE, ONTARIO, L9W 1K4
 TEL 519 941 0330 FAX 519 941 1830

BLACKWELL
 STRUCTURAL ENGINEERS
 134 PETER STREET, SUITE 1301
 TORONTO, ONTARIO, M5V 2H2
 TEL 416.593.5300 FAX 416.593.4840

SMITH + ANDERSON
 MECHANICAL AND ELECTRICAL ENGINEERS
 1100 - 100 SHEPPARD AVENUE EAST
 TORONTO, ONTARIO, M2N 6N5
 TEL 416.487.8151

SAYERS FOOD LIMITED
 132 BURLEIGH STREET
 E 705.856.4531
 e: sayers@apsley.ca



PROJECT TITLE
**NEW SAYERS FOOD STORE
 BURLEIGH STREET, APSLEY**

DRAWING TITLE
LOADING STUDY PLAN

SCALE
1:200

DATE
JULY 15, 2022

PROJECT NUMBER
2102

DRAWING NUMBER

A003



Contractor must check and verify all dimensions on the job, and report any discrepancies to the Architect before proceeding with the work.
Do not scale this drawing.

REVISIONS AND ISSUES

REV	DESCRIPTION	DATE	BY
1	REVISED SPA	210809	AB
2	ISSUED FOR TENDER	210824	AB
3	REVISION TO BUILDING PERMIT	220315	AB
4	SI-01	220615	AB
5	BLG SET-OUT CAD	220715	AB
6	ISSUED FOR CONSTRUCTION	220715	AB
7			
8			
9			
10			
11			
12			

MJMA

maclellan jaunkalns miller architects
425 adelade street west level 6
toronto ontario m5v 3c1
416 593 4794
www.mjmachitects.com

TRITON ENGINEERING SERVICES LTD

CIVIL ENGINEERS
229 BROADWAY, UNIT 1
ORANGEVILLE, ONTARIO, L9W 1K4
TEL 519 941 0330 FAX 519 941 1830

BLACKWELL

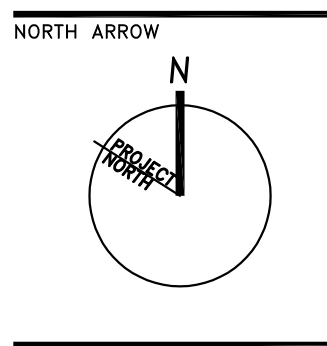
STRUCTURAL ENGINEERS
134 PETER STREET, SUITE 1301
TORONTO, ONTARIO, M5V 2H2
TEL 416.593.5300 FAX 416.593.4840

SMITH + ANDERSON

MECHANICAL AND ELECTRICAL ENGINEERS
1100 - 100 SHEPPARD AVENUE EAST
TORONTO, ONTARIO, M2N 6N5
TEL 416.487.8151

SAYERS FOOD LIMITED

132 BURLEIGH STREET
E 705.856.4531
e: sayers@apsley.ca



PROJECT TITLE

**NEW SAYERS FOOD STORE
BURLEIGH STREET, APSLEY**

DRAWING TITLE

**EX FOUNDATION REMOVAL
SITE PLAN**

SCALE

1:200

DATE

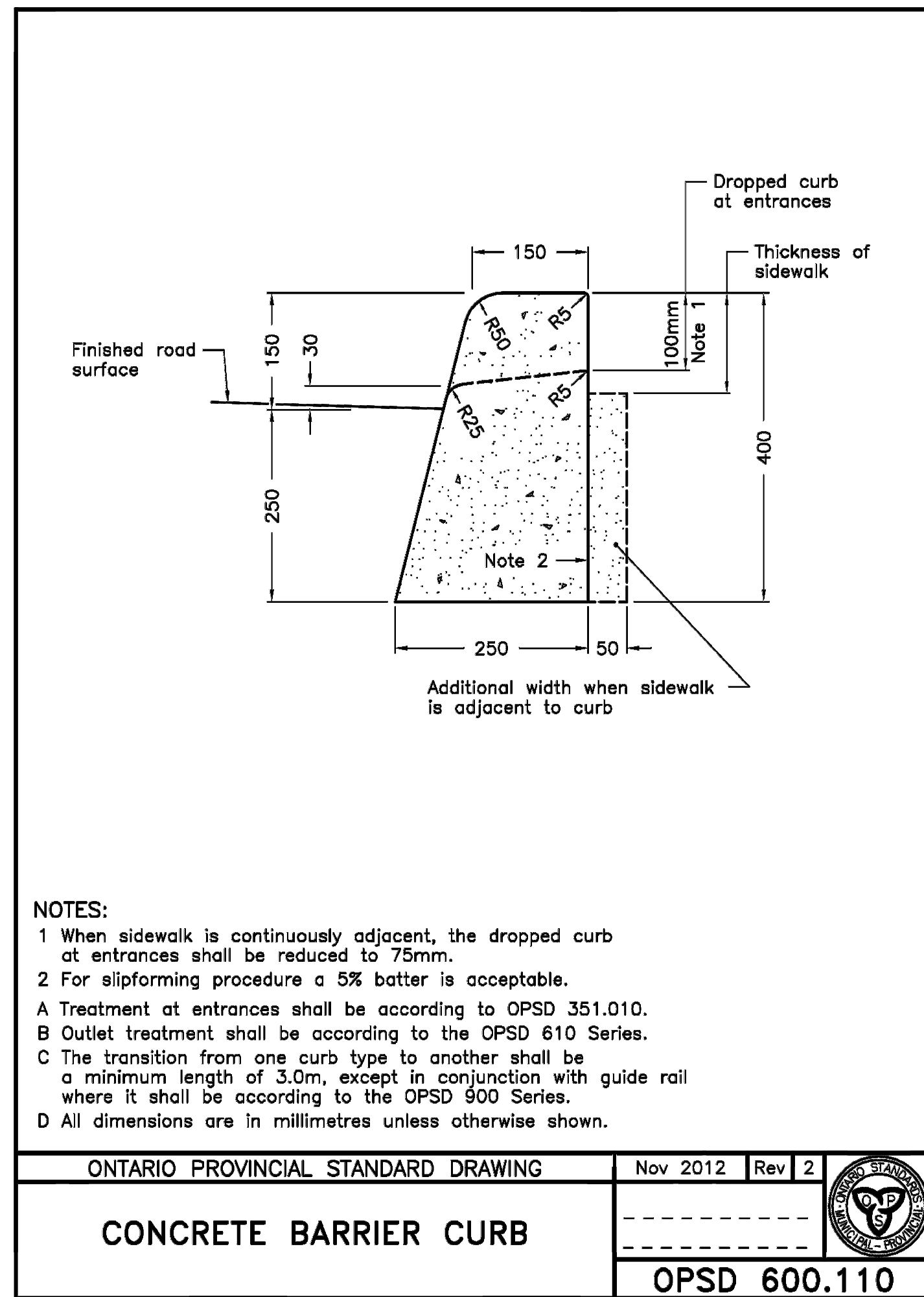
JULY 15, 2022

PROJECT NUMBER

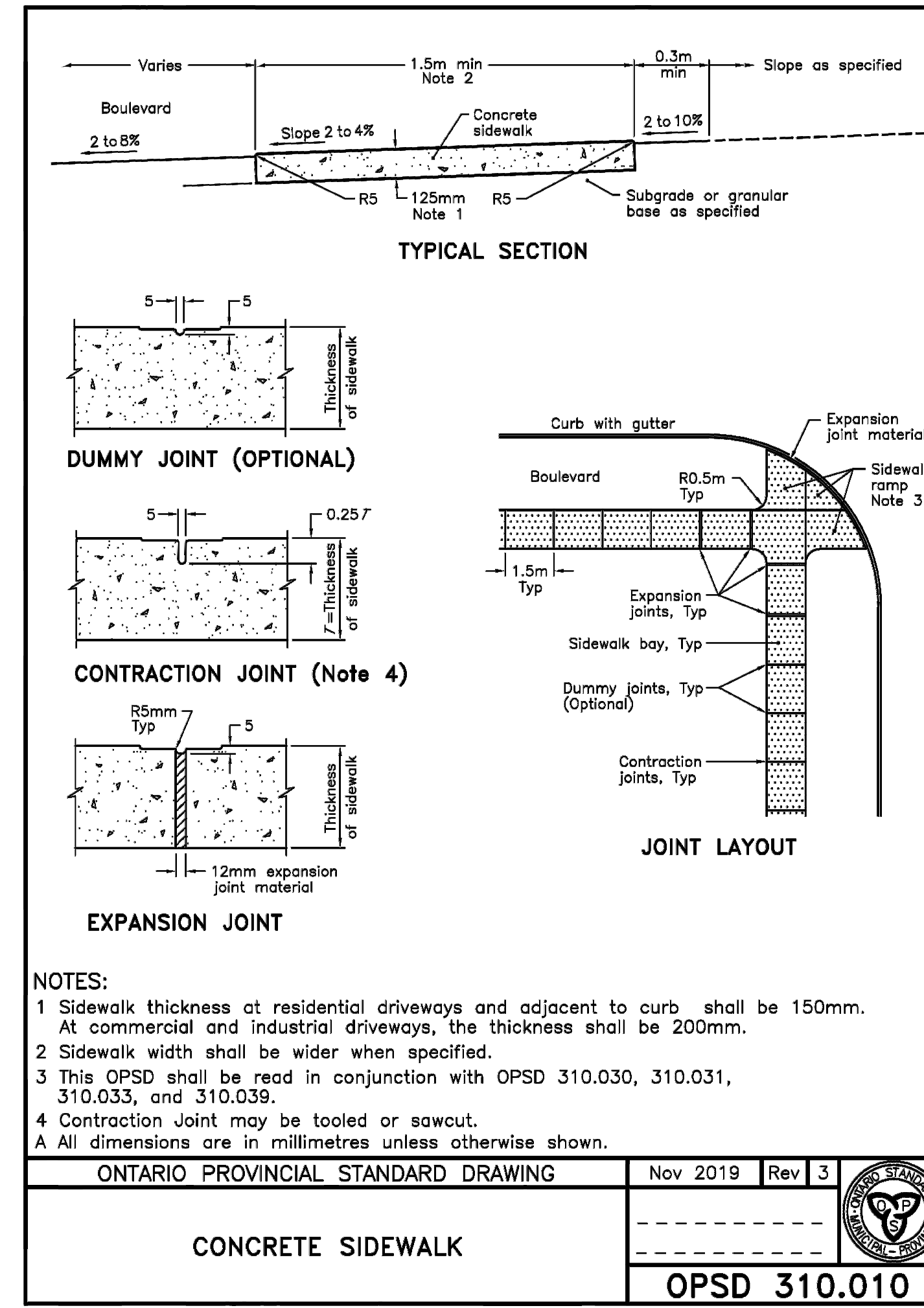
2102

DRAWING NUMBER

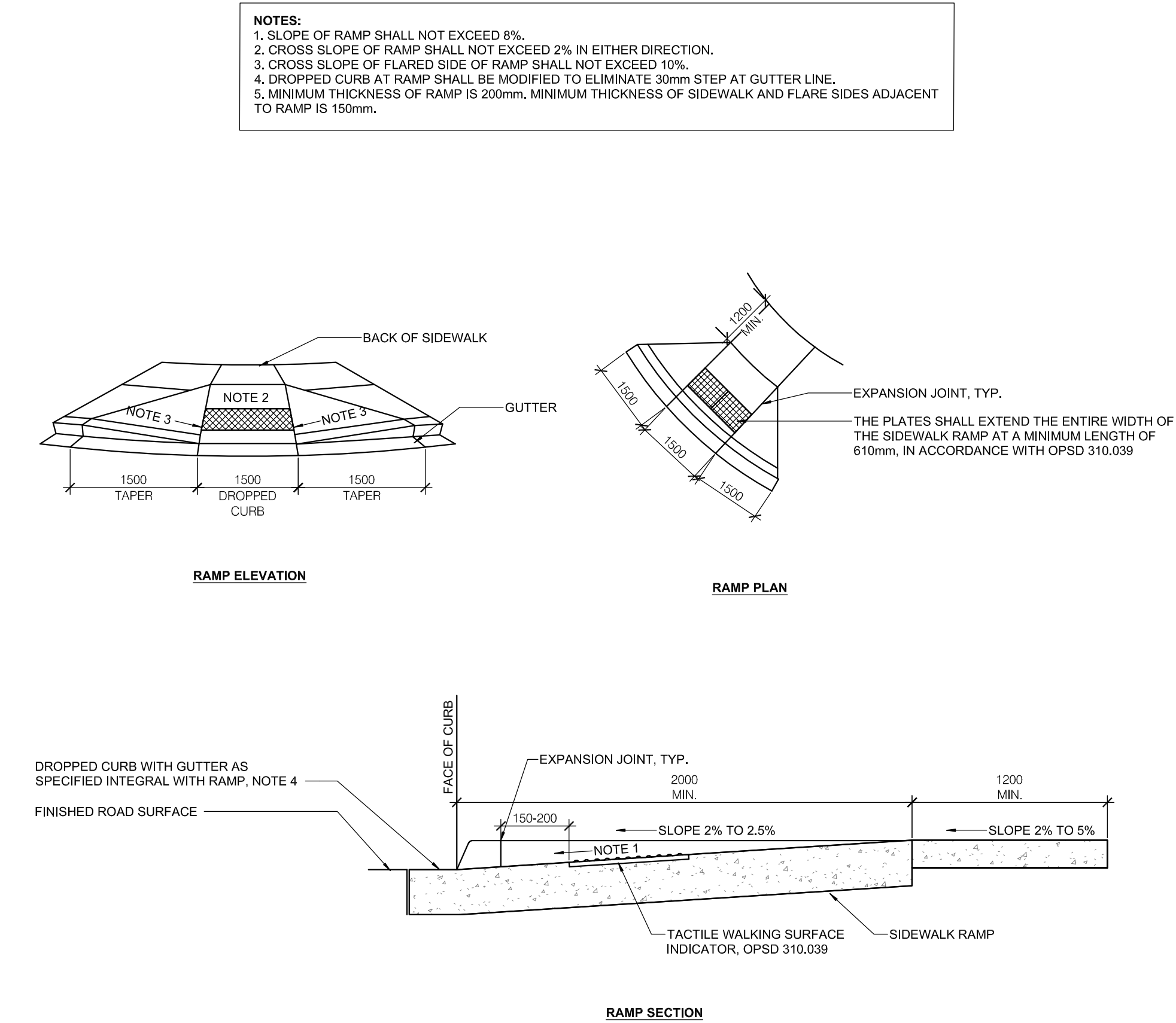
A004



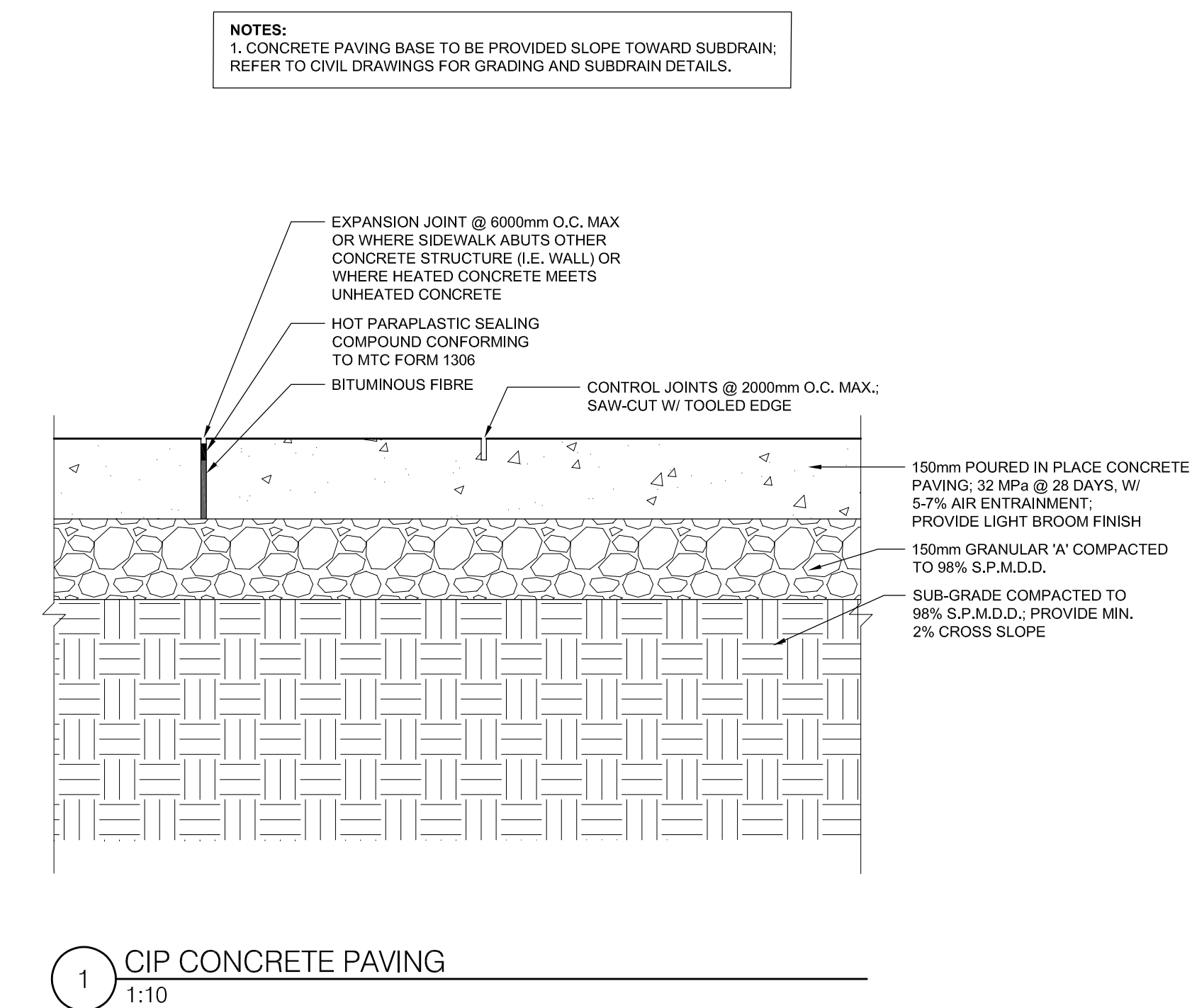
5 CONCRETE BARRIER CURB
N.T.S.



4 CONCRETE SIDEWALK
N.T.S.



3 CONCRETE SIDEWALK RAMP
N.T.S.



1 CIP CONCRETE PAVING
1:10

Contractor must check and verify all dimensions on the job, and report any discrepancies to the Architect before proceeding with the work.
 Do not scale this drawing.

REVISIONS AND ISSUES			
REV	DESCRIPTION	DATE	BY
1	REVISED SPA	210809	AB
2	ISSUED FOR TENDER	210824	AB
3	REVISION TO BUILDING PERMIT	220315	AB
4	SI-01	220615	AB
5	BLG SET-OUT CAD	220715	AB
6	ISSUED FOR CONSTRUCTION	220715	AB
7			
8			
9			
10			
11			
12			

MJMA
 maclean jankins miller architects
 425 adelade street west level 6
 Toronto, Ontario M5V 3C1
 TEL 416 593 4794
 www.mjmaarchitects.com

TRITON ENGINEERING SERVICES LTD
 CIVIL ENGINEERS
 229 BROADWAY, UNIT 1
 ORANGEVILLE, ONTARIO, L9W 1K4
 TEL 519 941 0330 FAX 519 941 1830

BLACKWELL
 STRUCTURAL ENGINEERS
 134 PETER STREET, SUITE 1301
 TORONTO, ONTARIO, M5V 2H2
 TEL 416.593.5300 FAX 416.593.4840

SMITH + ANDERSON
 MECHANICAL AND ELECTRICAL ENGINEERS
 1100 - 100 SHEPPARD AVENUE EAST
 TORONTO, ONTARIO, M2N 6N5
 TEL 416.487.8151

SAYERS FOOD LIMITED
 132 BURLEIGH STREET
 E. 705.856.4531
 e: sayers@apsley.ca

PROJECT TITLE
 NEW SAYERS FOOD STORE
 BURLEIGH STREET, APSLEY

DRAWING TITLE
 SITE PLAN
 DETAILS 1

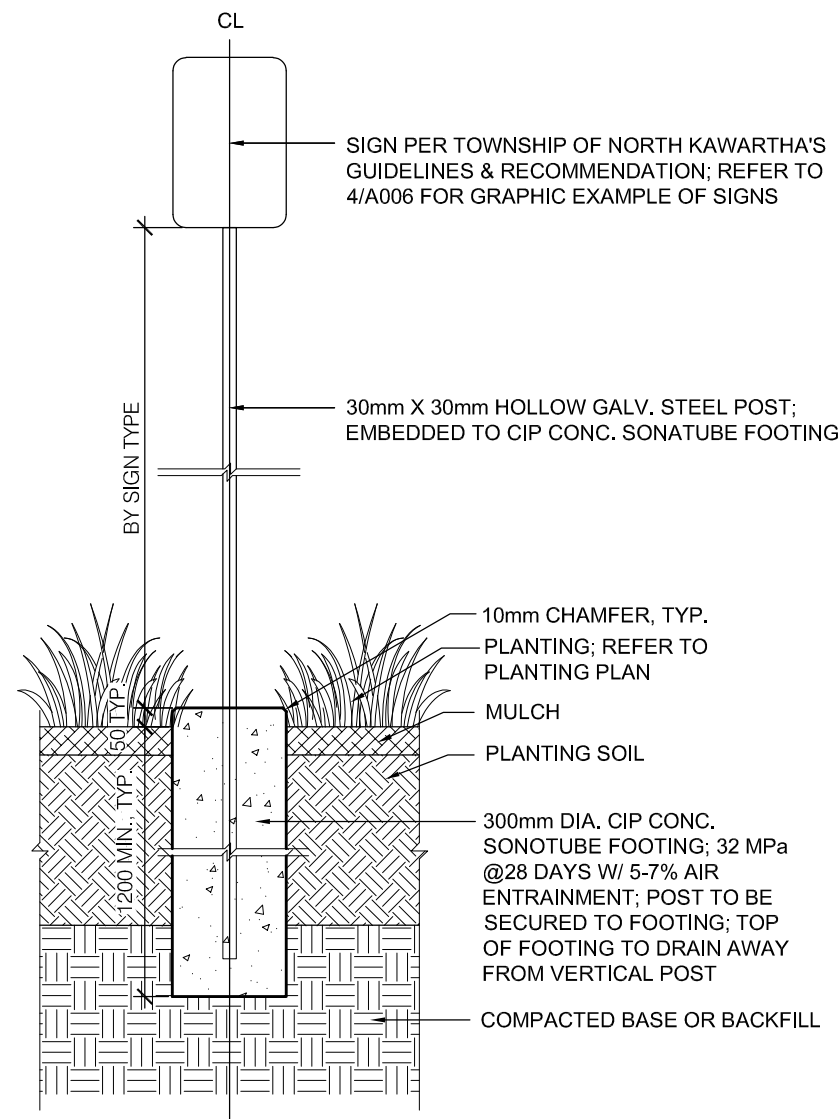
SCALE
 AS NOTED

DATE
 JULY 15, 2022

PROJECT NUMBER
 2102

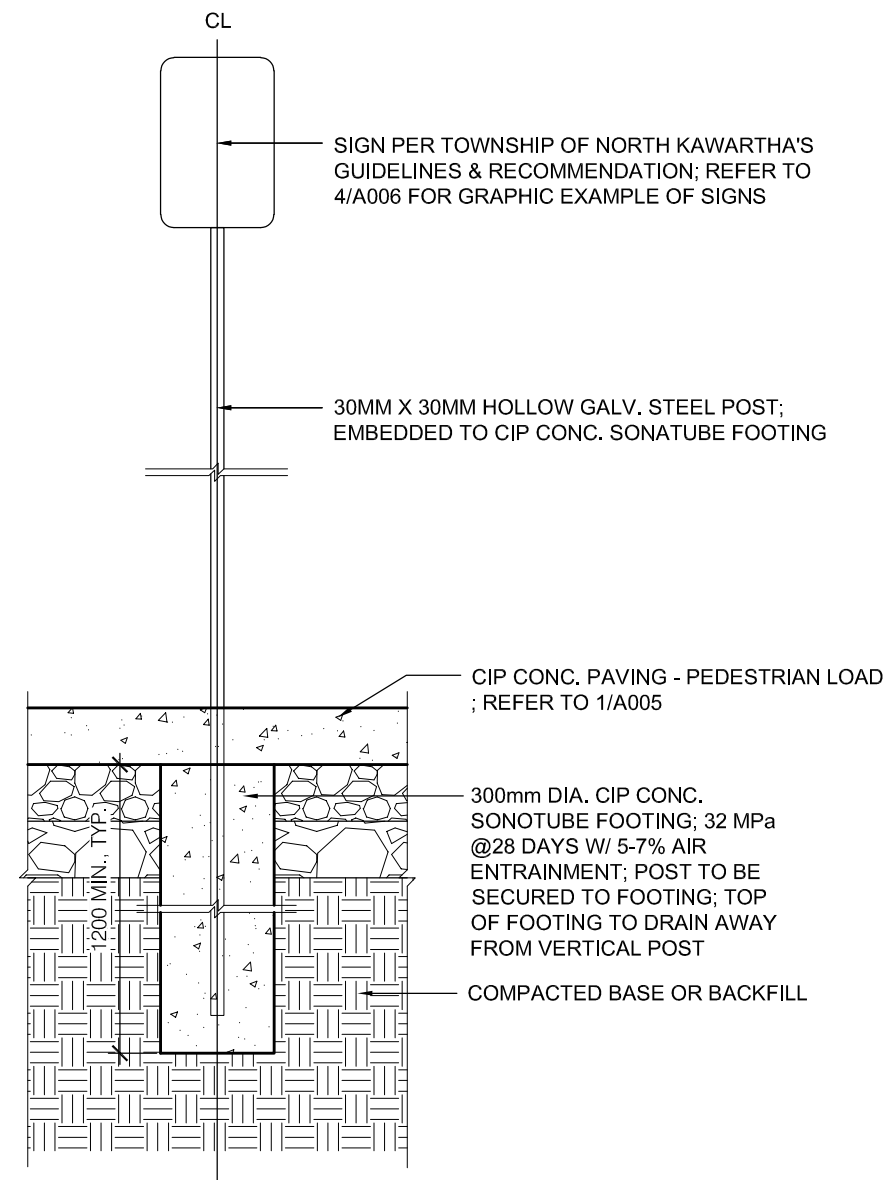
DRAWING NUMBER
 A005

NOTES:
 1. THE SHAPE, COLOUR, HEIGHT AND LOCATION OF SIGNS SHALL BE IN ACCORDANCE WITH THE ONTARIO TRAFFIC MANUAL AS PUBLISHED BY THE MINISTRY OF TRANSPORTATION.
 2. ALL SIGNS SHALL BE MANUFACTURED USING "HIGH INTENSITY" SHEETING CONFORMING TO ASTM D4956-90 TYPE III OR TYPE IV MATERIAL.
 3. CONTRACTOR TO SUBMIT DETAILED SHOP DRAWINGS WITH LICENSED ENGINEER'S STAMP FOR REVIEW AND APPROVAL.



6 SIGN POST AT PLANTING BEDS
1: 20

NOTES:
 1. THE SHAPE, COLOUR, HEIGHT AND LOCATION OF SIGNS SHALL BE IN ACCORDANCE WITH THE ONTARIO TRAFFIC MANUAL AS PUBLISHED BY THE MINISTRY OF TRANSPORTATION.
 2. ALL SIGNS SHALL BE MANUFACTURED USING "HIGH INTENSITY" SHEETING CONFORMING TO ASTM D4956-90 TYPE III OR TYPE IV MATERIAL.
 3. CONTRACTOR TO SUBMIT DETAILED SHOP DRAWINGS WITH LICENSED ENGINEER'S STAMP FOR REVIEW AND APPROVAL.

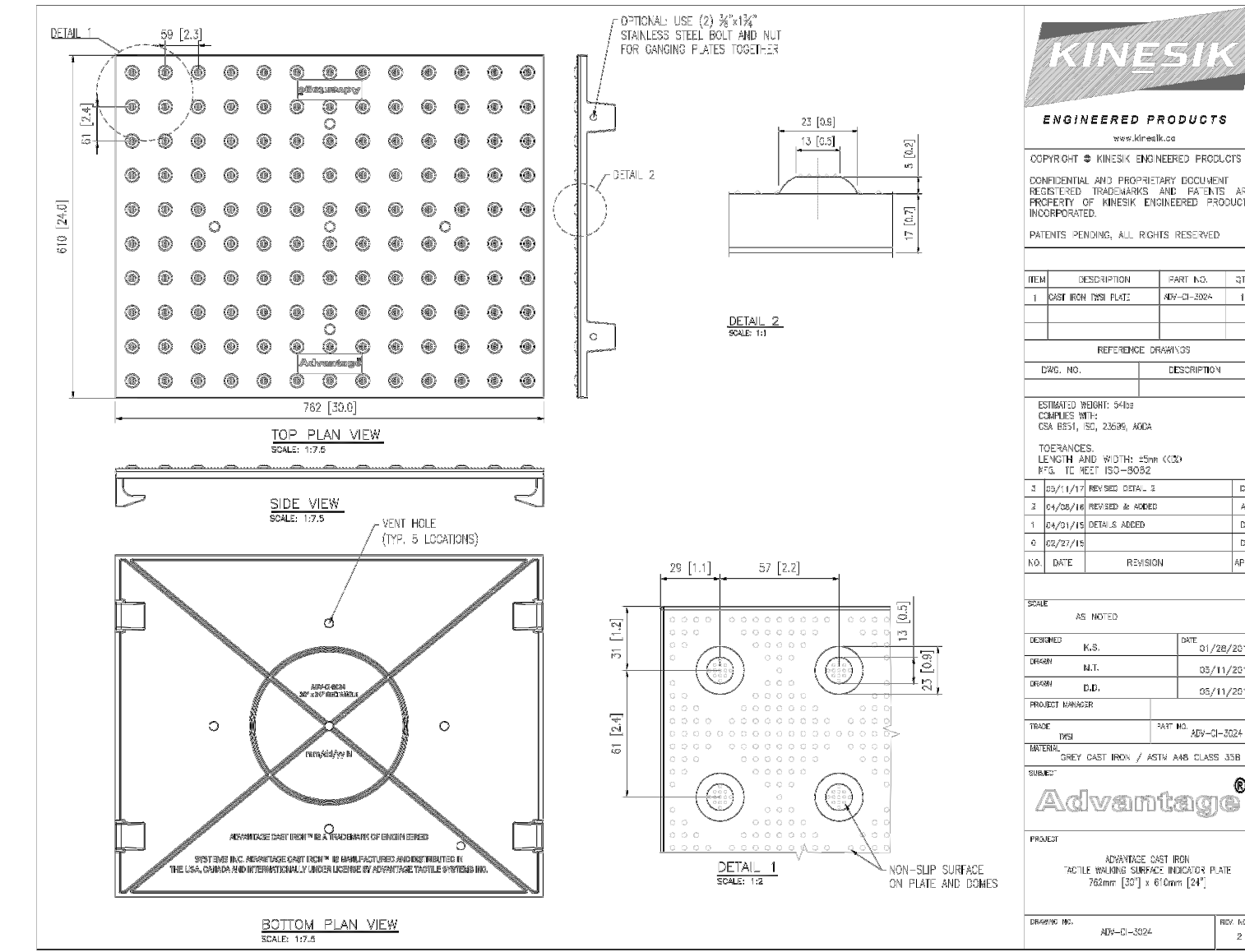


5 SIGN POST AT CIP CONCRETE PAVING
1: 20



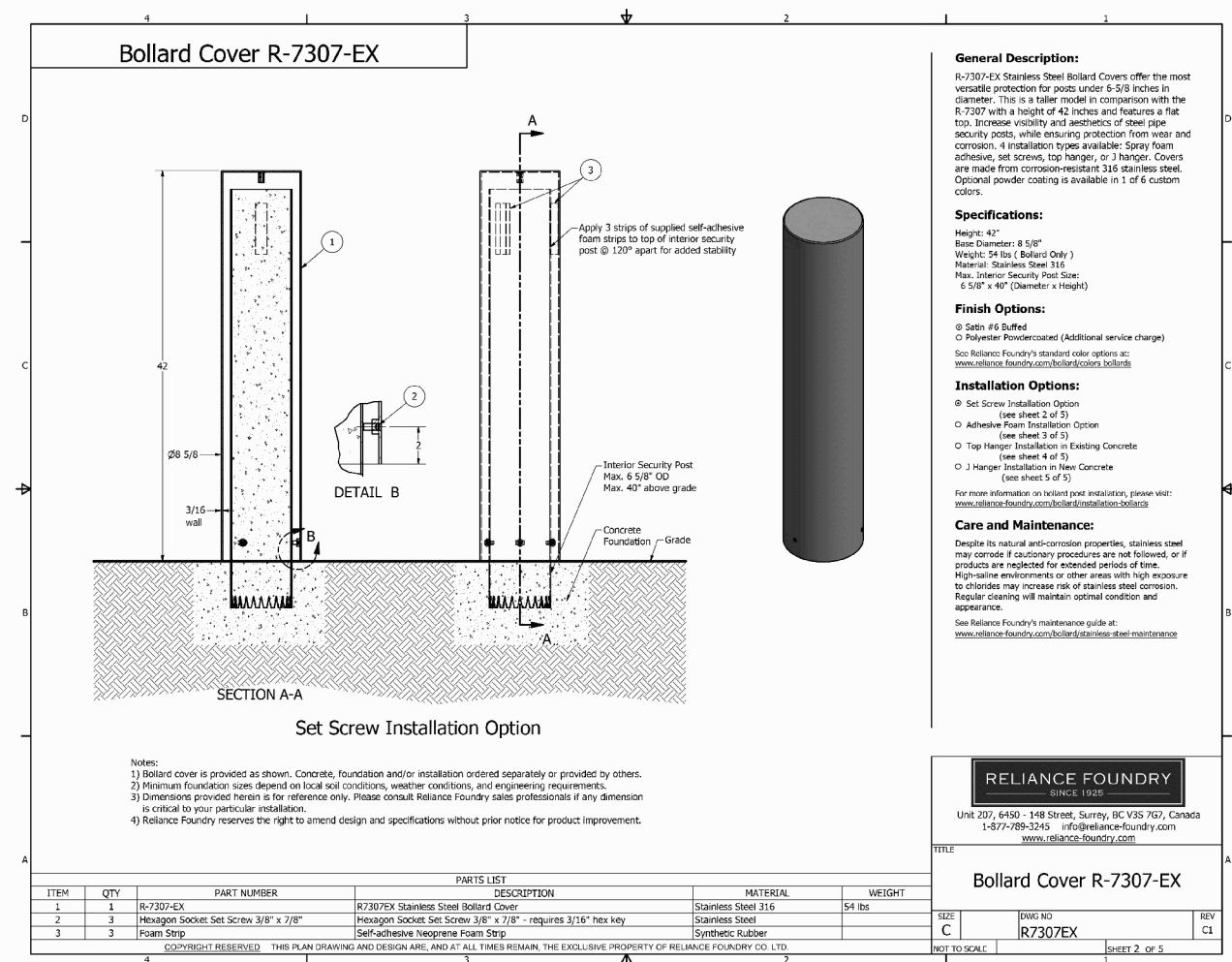
4 GRAPHIC EXAMPLES OF SIGNS
N.T.S.

NOTES:
 1. TACTILE PLATE
 - MANUFACTURER: KINESIK
 - MODEL: 'ADVANTAGE CAST IRON'
 - COLOUR: DARK GRAY
 2. TO BE INSTALLED PER MANUFACTURER'S SPECIFICATIONS.
 3. CONTRACTOR TO SUBMIT DETAILED SHOP DRAWINGS WITH LICENSED ENGINEER'S STAMP FOR REVIEW AND APPROVAL.



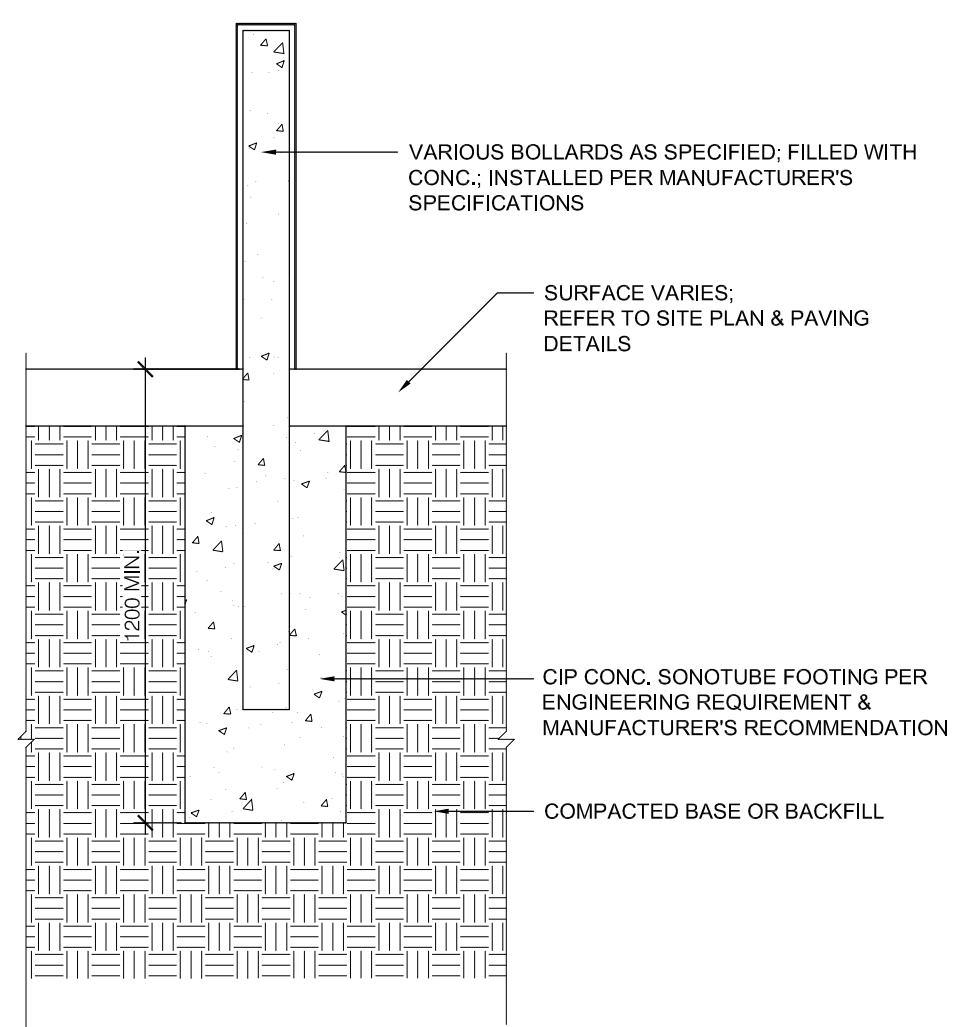
3 TACTILE PLATE
N.T.S.

NOTES:
 1. BOLLARD
 - MANUFACTURER: RELIANCE FOUNDRY
 - MODEL: 'R-7307-EX'
 - FINISH: ANODIZED SILVER
 - MOUNTING: EMBEDDED, FILLED WITH CONC.
 - INSTALLATION: SET SCREW
 - ADD REFLECTIVE STRIP; COLOUR TO BE WHITE
 2. CONTRACTOR TO SUBMIT DETAILED SHOP DRAWINGS WITH LICENSED ENGINEER'S STAMP FOR REVIEW AND APPROVAL.



2 BOLLARD
N.T.S.

NOTES:
 1. CONTRACTOR TO SUBMIT DETAILED SHOP DRAWINGS WITH LICENSED ENGINEER'S STAMP FOR REVIEW AND APPROVAL.
 2. CONTRACTOR TO SUBMIT DETAILED SHOP DRAWINGS WITH LICENSED ENGINEER'S STAMP FOR REVIEW AND APPROVAL.



Contractor must check and verify all dimensions on the job, and report any discrepancies to the Architect before proceeding with the work.
 Do not scale this drawing.

REVISIONS AND ISSUES			
REV	DESCRIPTION	DATE	BY
1	REVISED SPA	210809	AB
2	ISSUED FOR TENDER	210824	AB
3	REVISION TO BUILDING PERMIT	220315	AB
4	SI-01	220615	AB
5	BLG SET-OUT CAD	220715	AB
6	ISSUED FOR CONSTRUCTION	220715	AB
7			
8			
9			
10			
11			
12			


MJMA
 maclean jankins miller architects
 425 adelade street west level 6
 Toronto Ontario M5V 3C1
 416 593 4794
 www.mjmaarchitects.com

TRITON ENGINEERING SERVICES LTD
 CIVIL ENGINEERS
 229 BROADWAY, UNIT 1
 ORANGEVILLE, ONTARIO, L9W 1K4
 TEL 519 941 0330 FAX 519 941 1830

BLACKWELL
 STRUCTURAL ENGINEERS
 134 PETER STREET, SUITE 1301
 TORONTO, ONTARIO, M5V 2H2
 TEL 416.593.5300 FAX 416.593.4840

SMITH + ANDERSON
 MECHANICAL AND ELECTRICAL ENGINEERS
 1100 - 100 SHEPPARD AVENUE EAST
 TORONTO, ONTARIO, M2N 6N5
 TEL 416 487 8151

SAYERS FOOD LIMITED
 132 BURLEIGH STREET
 E. 705.856.4531
 e: sayers@apsley.ca



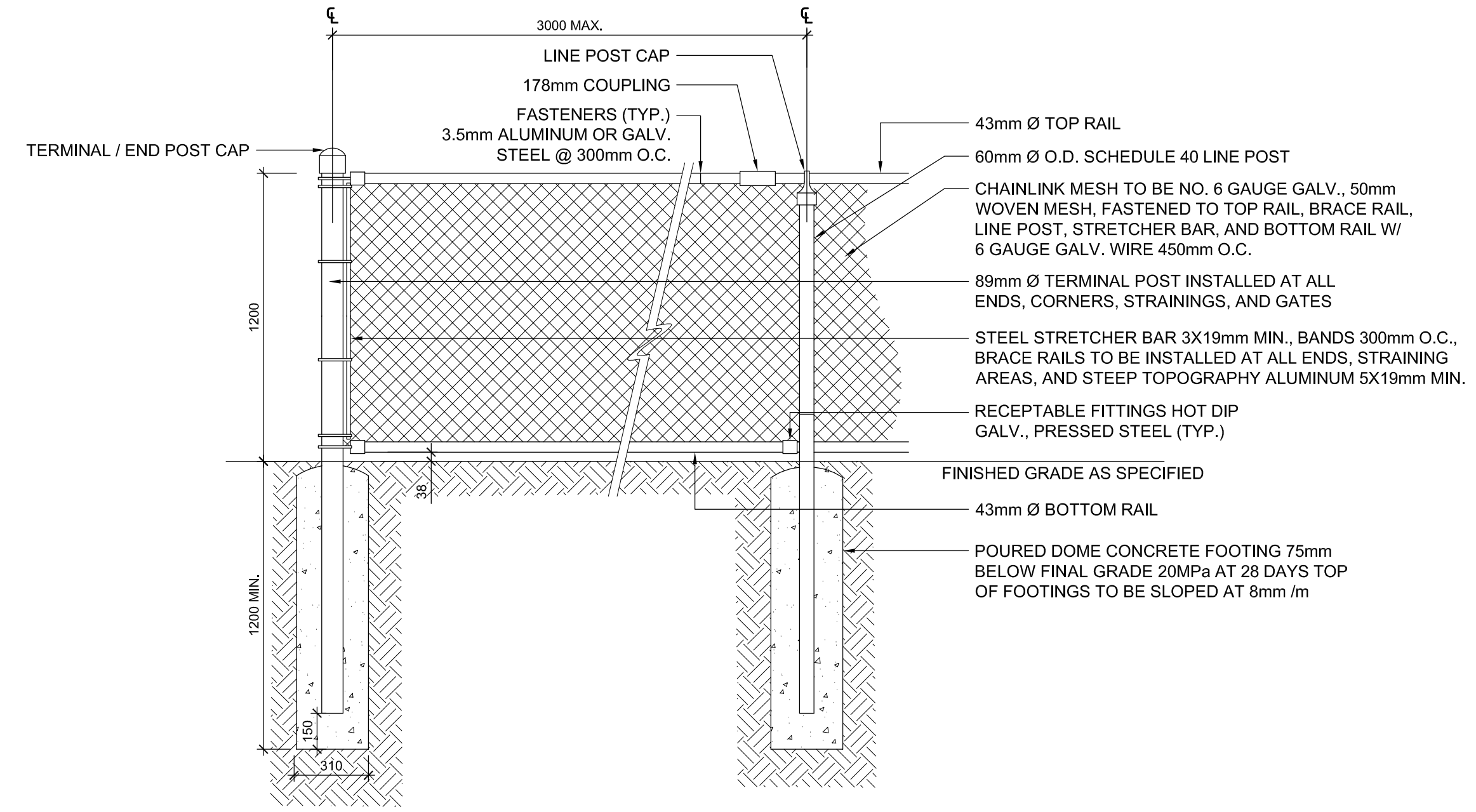
PROJECT TITLE
**NEW SAYERS FOOD STORE
 BURLEIGH STREET, APSLEY**

DRAWING TITLE
**SITE PLAN
 DETAILS 2**
 SCALE
AS NOTED
 DATE
JULY 15, 2022

PROJECT NUMBER
2102
 DRAWING NUMBER

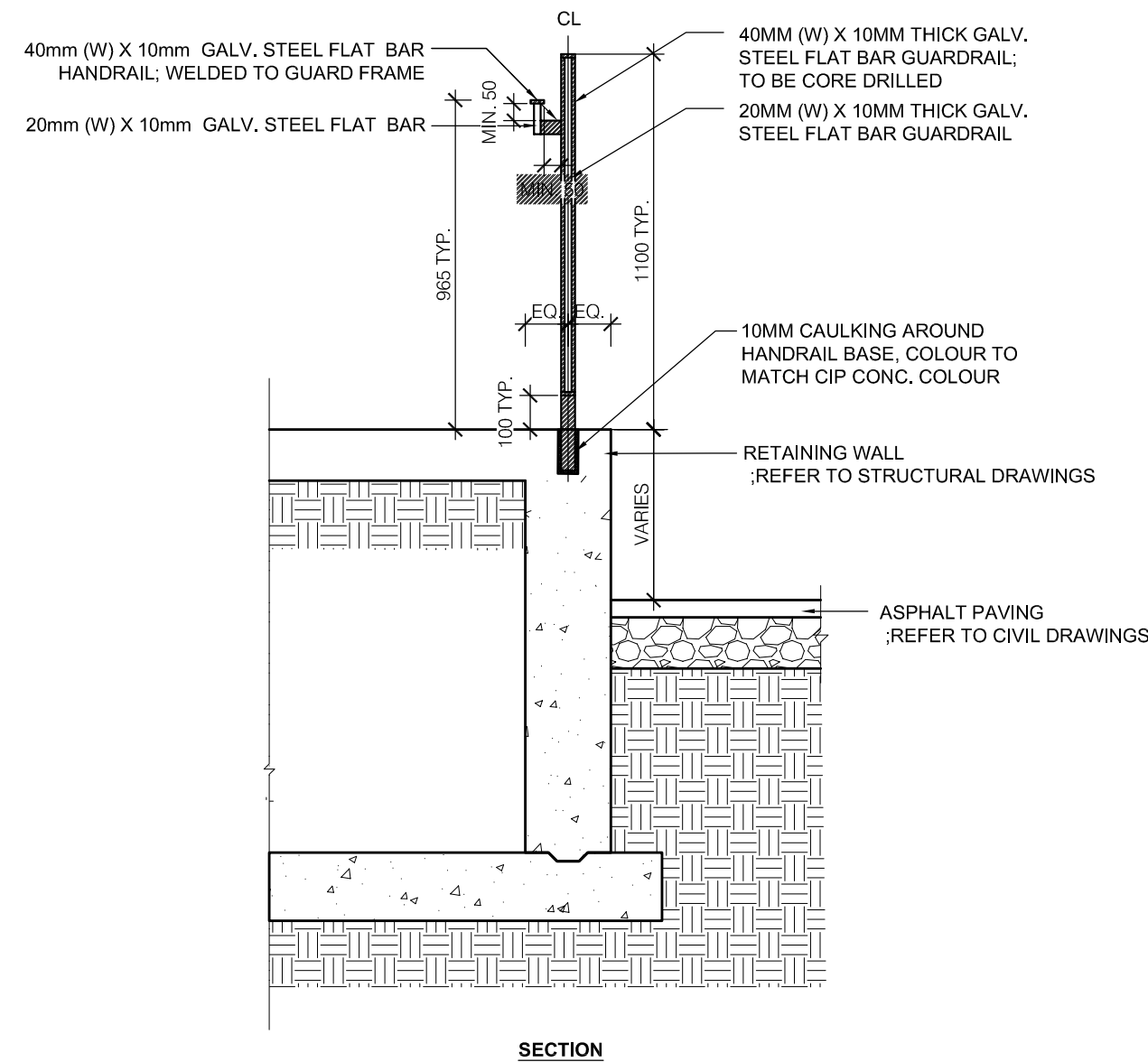
A006

NOTES:
 1. CONTRACTOR TO VERIFY DIMENSIONS ON SITE.
 2. CONTRACTOR TO SUBMIT SHOP DRAWINGS FOR APPROVAL BY LANDSCAPE ARCHITECT PRIOR TO FABRICATION.
 3. ALL POSTS AND RAILS SHALL BE GALVANIZED STEEL PIPE 'STANDARD WEIGHT', AND CONFORMING TO CURRENT SPECIFICATIONS FOR HOT DIPPED ZINC COATED (GALVANIZED) WELDED AND SEAMLESS PIPE FOR ORDINARY USES.
 4. ALL FENCE COMPONENTS TO BE OF A SUITABLE ALUMINUM ALLOY OR OF A STEEL DUCTILE IRON.
 5. LINE POSTS SHALL BE SET AT 3.0m CENTRES.
 6. BOTTOM RAIL AND FINISHED GRADE 35-75mm CLEARANCE MAX.

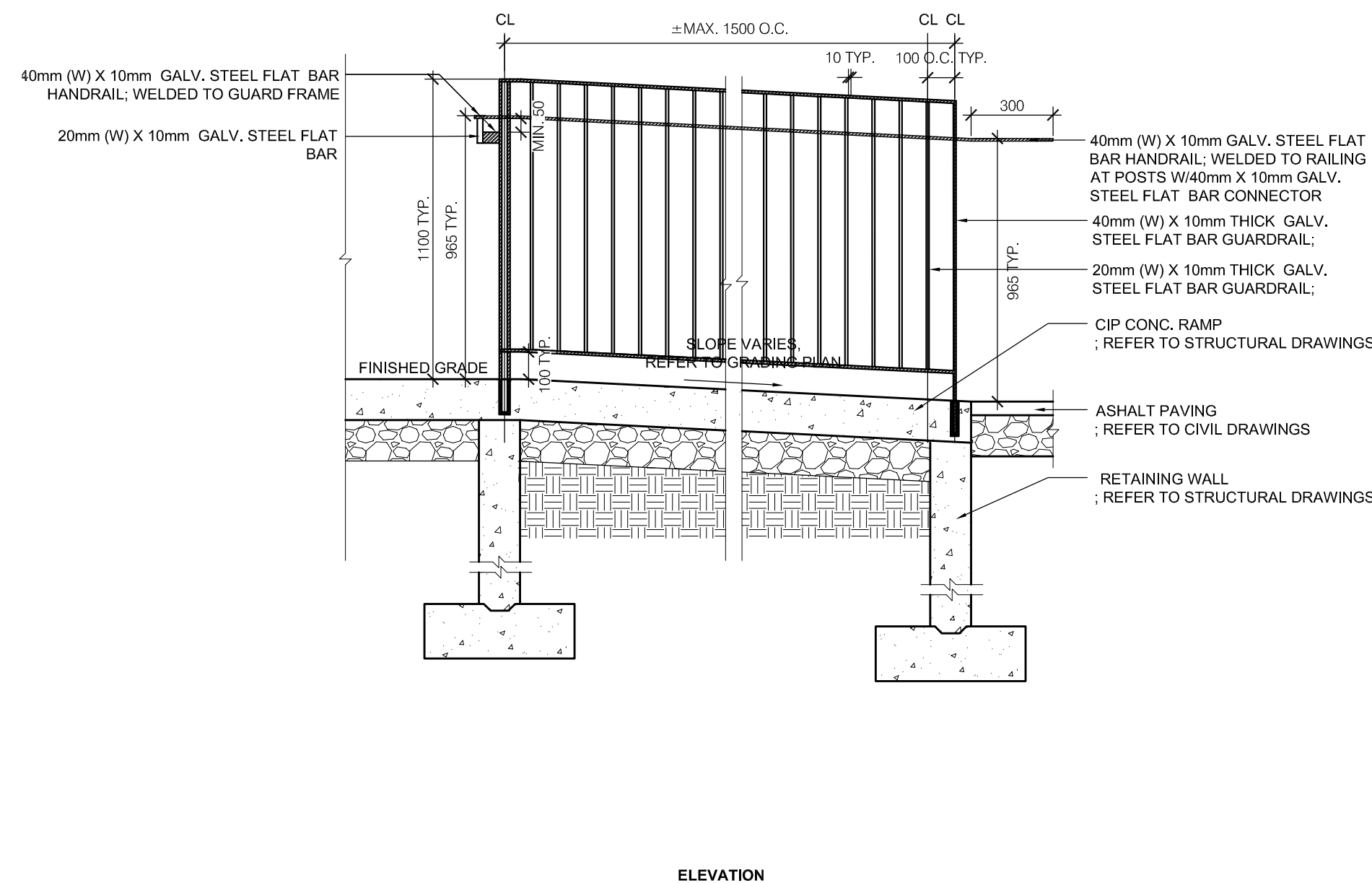


3 CHAIN LINK FENCE
1:20

NOTES:
 1. CONTRACTOR TO VERIFY DIMENSIONS ON SITE AND SUBMIT DETAILED SHOP DRAWINGS WITH LICENSED ENGINEER'S STAMP FOR REVIEW AND APPROVAL BEFORE FABRICATION.
 2. ALL FASTENERS TO BE GALVANIZED AND NON-CORROSIVE...
 3. WELD ALL JOINTS TO CREATE A RIGID SECURE STRUCTURE.
 4. ALL WELDS GROUND SMOOTH AND NO WELDS OR SEAMS TO SHOW.
 5. REFER TO CIVIL'S GRADING PLAN TO VERIFY GRADING.
 6. CIP CONC. FOOTING, RAMP AND RETAINING WALL REFER TO STRUCTURAL DRAWINGS.
 7. REFER TO SITE PLAN FOR EXTENT OF GUARDRAIL.

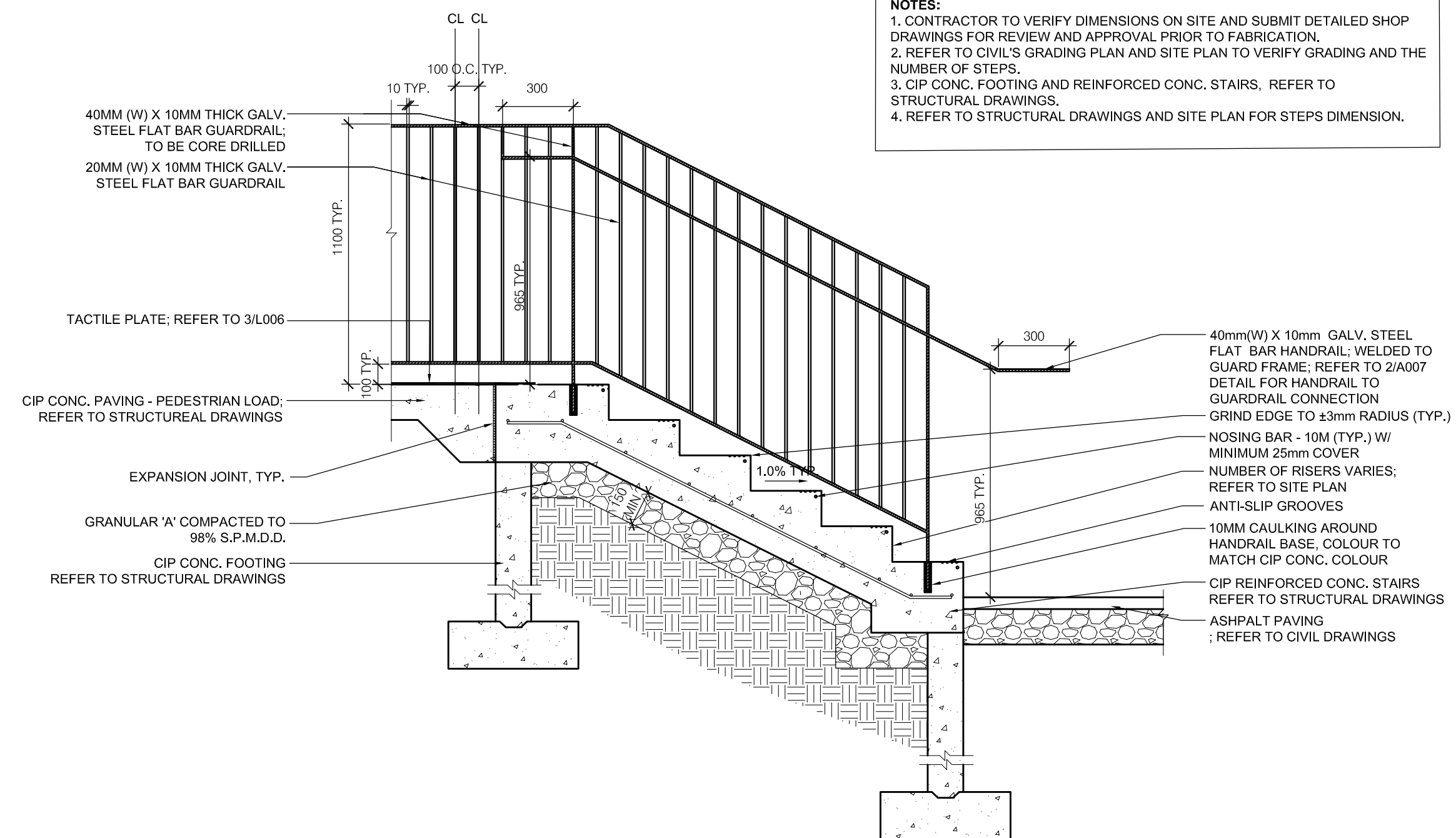


2 CIP CONCRETE RAMP/ GUARDRAIL/ HANDRAIL
1:10



ELEVATION

NOTES:
 1. CONTRACTOR TO VERIFY DIMENSIONS ON SITE AND SUBMIT DETAILED SHOP DRAWINGS FOR REVIEW AND APPROVAL PRIOR TO FABRICATION.
 2. REFER TO CIVIL'S GRADING PLAN AND SITE PLAN TO VERIFY GRADING AND THE NUMBER OF STEPS.
 3. CIP CONC. FOOTING AND REINFORCED CONC. STAIRS. REFER TO STRUCTURAL DRAWINGS.
 4. REFER TO STRUCTURAL DRAWINGS AND SITE PLAN FOR STEPS DIMENSION.



1 CIP CONCRETE STEPS/ GUARDRAIL/ HANDRAIL
1:10

Contractor must check and verify all dimensions on the job, and report any discrepancies to the Architect before proceeding with the work.
 Do not scale this drawing.

REVISIONS AND ISSUES

REV	DESCRIPTION	DATE	BY
1	REVISED SPA	210809	AB
2	ISSUED FOR TENDER	210824	AB
3	REVISION TO BUILDING PERMIT	220315	AB
4	SI-01	220615	AB
5	BLG SET-OUT CAD	220715	AB
6	ISSUED FOR CONSTRUCTION	220715	AB
7			
8			
9			
10			
11			
12			

MJMA

macleanen jaunkalns miller architects
 425 adelade street west level 6
 toronto ontario m5v 3c1
 416 593 4794
 www.mjmaarchitects.com

TRITON ENGINEERING SERVICES LTD
 CIVIL ENGINEERS

229 BROADWAY, UNIT 1
 ORANGEVILLE, ONTARIO, L9W 1K4
 TEL 519 941 0330 FAX 519 941 1830

BLACKWELL
 STRUCTURAL ENGINEERS

134 PETER STREET, SUITE 1301
 TORONTO, ONTARIO, M5V 2H2
 TEL 416.593.5300 FAX 416.593.4840

SMITH + ANDERSON
 MECHANICAL AND ELECTRICAL ENGINEERS

1100 - 100 SHEPPARD AVENUE EAST
 TORONTO, ONTARIO, M2N 6N5
 TEL 416.487.8151

SAYERS FOOD LIMITED

132 BURLEIGH STREET
 E 705.856.4531
 e: sayers@apsley.ca

NORTH ARROW

SEAL



PROJECT TITLE

NEW SAYERS FOOD STORE
 BURLEIGH STREET, APSLEY

DRAWING TITLE

SITE PLAN
 DETAILS 3

SCALE

AS NOTED

DATE

JULY 15, 2022

PROJECT NUMBER

2102

DRAWING NUMBER

A007

Contractor must check and verify all dimensions on the job, and report any discrepancies to the Architect before proceeding with the work.
Do not scale this drawing.

REVISIONS AND ISSUES

REV	DESCRIPTION	DATE	BY
1	REVISED SPA	210809	AB
2	ISSUED FOR TENDER	210824	AB
3	REVISION TO BUILDING PERMIT	220315	AB
4	SI-01	220615	AB
5	BLC SET-OUT CAD	220715	AB
6	ISSUED FOR CONSTRUCTION	220715	AB
7			
8			
9			
10			
11			
12			

MJMA

macleanen jaunkalns miller architects
425 adelade street west level 6
toronto ontario m5v 3c1
416 593 4794
www.mjmachitects.com

TRITON ENGINEERING SERVICES LTD
CIVIL ENGINEERS

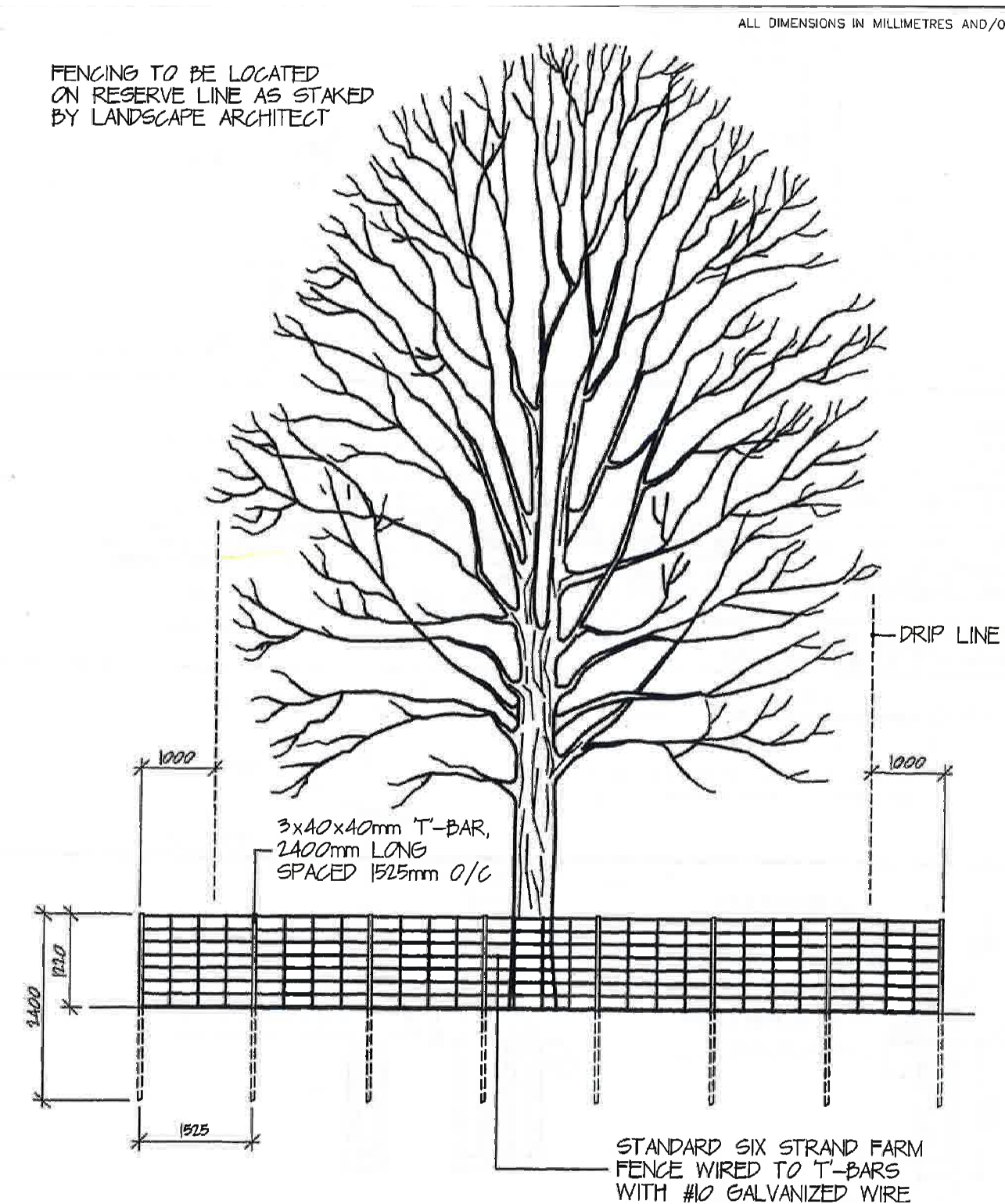
229 BROADWAY, UNIT 1
ORANGEVILLE, ONTARIO, L9W 1K4
TEL 519 941 0330 FAX 519 941 1830

BLACKWELL
STRUCTURAL ENGINEERS

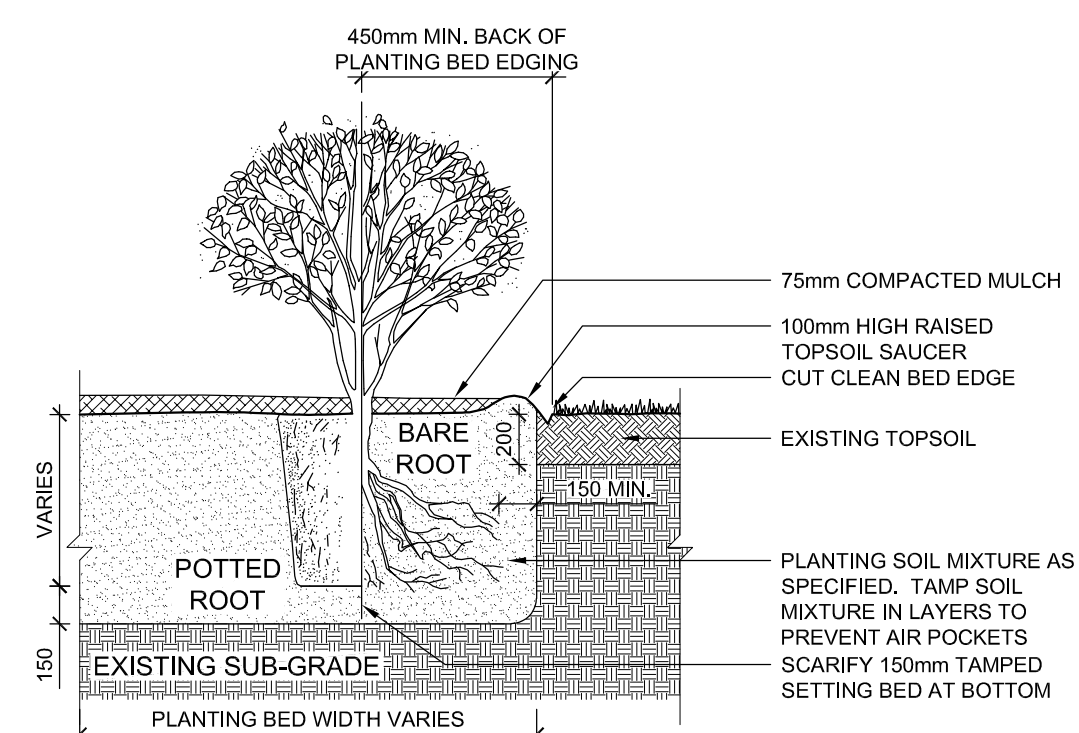
134 PETER STREET, SUITE 1301
TORONTO, ONTARIO, M5V 2H2
TEL 416.593.5300 FAX 416.593.4840

SMITH + ANDERSON
MECHANICAL AND ELECTRICAL ENGINEERS

1100 - 100 SHEPPARD AVENUE EAST
TORONTO, ONTARIO, M2N 6N5
TEL 416.487.8151

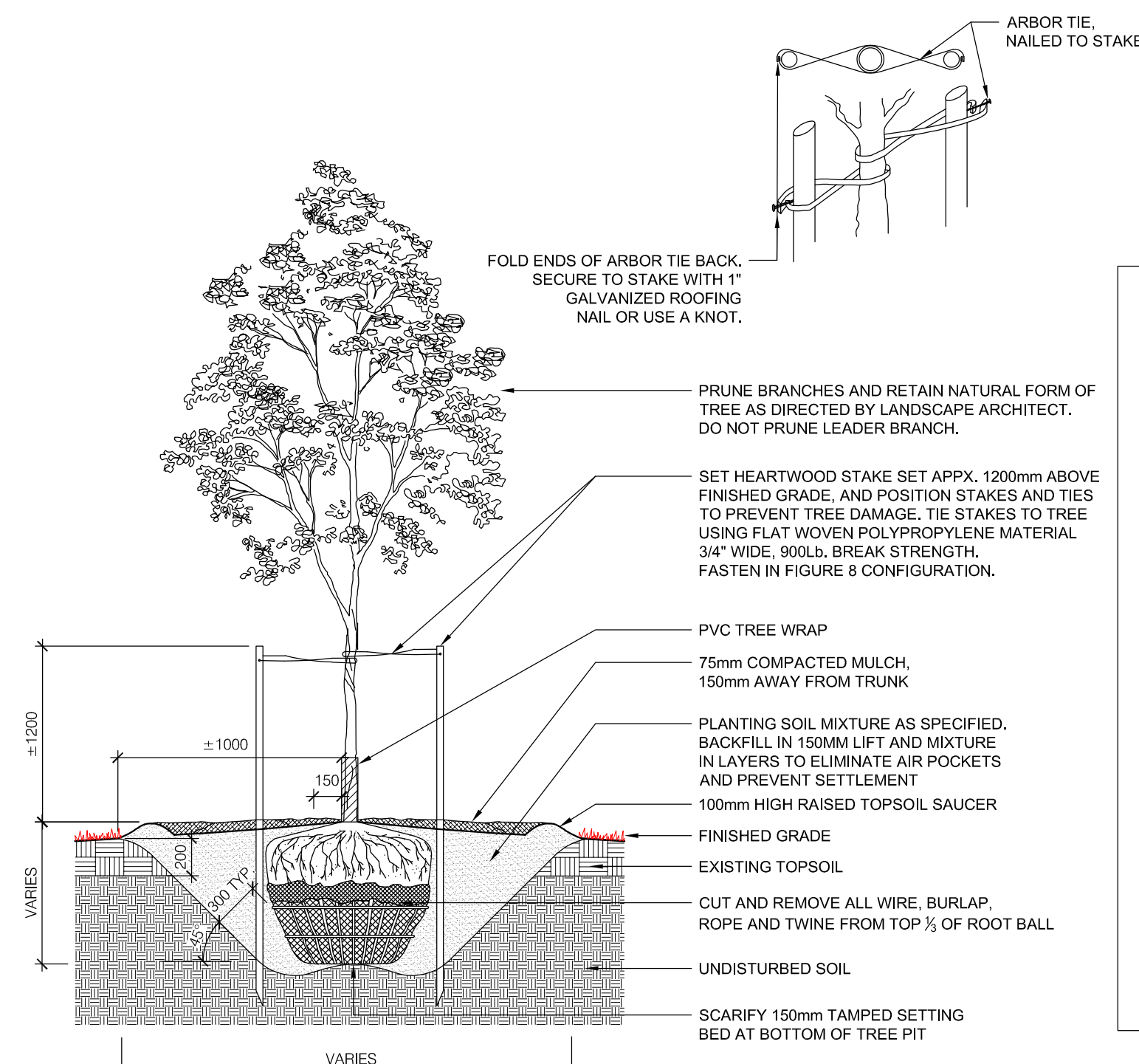


3 TREE PRESERVATION PROTECTION FENCE
N.T.S.



2 SHRUB PLANTING
N.T.S.

- GENERAL NOTES:**
- OBTAIN WRITTEN CONFIRMATION OF UTILITY LOCATES PRIOR TO COMMENCEMENT OF DIGGING.
 - PREPARATION: EXCAVATE PLANTING BED TO SIZE OUTLINED ON DRAWINGS. MAINTAIN MINIMUM 450mm DEPTH.
 - SET SHRUB 50mm HIGHER THAN SURROUNDING GRADE TO ALLOW FOR SETTLEMENT.
 - ALL ROOT BALLS REMOVED FROM POTS TO BE SCARIFIED PRIOR TO SETTING IN GROUND.
 - PRUNING TO SUIT SPECIES.
 - TRIM AND REMOVE ALL BROKEN, DISEASED, OR WEAK BRANCHES AND TWIGS.
 - TRIM BRANCHES AND TWIGS TO RETAIN NATURAL FORM OF SHRUB. DO NOT PRUNE LEADERS.
 - PLANTING IN GROUPS SHALL BE SET IN EQUAL O.C. SPACING.
 - SPACING PER A004 SITE PLAN.
- FERTILIZER NOTES:**
- APPLY APPROVED WATER SOLUBLE FERTILIZER AT A RATE OF 9kg PER 100m².
 - ENSURE FERTILIZER IS CONTAINED WITHIN SAUCER AND EVENLY RAKED INTO PLANTING SOIL MIXTURE.




1 DECIDUOUS TREE PLANTING
N.T.S.

- GENERAL NOTES:**
- OBTAIN WRITTEN CONFIRMATION OF UTILITY LOCATES PRIOR TO COMMENCEMENT OF DIGGING.
 - DIG ALL HOLES BY HAND WHEN CLOSER THAN 1000mm TO UNDERGROUND POWER, TELEPHONE AND GAS ALIGNMENTS.
 - USE ROOT DEFLECTOR ON THE UTILITY SIDE IF REQUIRED.
 - ENSURE BASE OF TREE PIT IS STABLE IN ORDER TO MAINTAIN THE DESIRED TREE LEVEL AND GRADE.
 - TREES TO BE SPRAYED WITH APPROVED ANTI-DESSICANT PRIOR TO TRANSPLANTING UNLESS PLANTED WITHIN 48 HOURS OF DIGGING (IF PLANTED IN FULL LEAF).
 - SET TREE 50mm HIGHER THAN SURROUNDING GRADE TO ALLOW FOR SETTLEMENT.
 - SCARIFY COMPACTED SUB-GRADE TO 500mm DEEP IN AREA 6 X ROOTBALL DIAMETER.
 - DIG PIT 300mm WIDER THAN ROOTBALL PERIMETER.
 - MULCH PER SPECIFICATIONS.
 - REMOVE TREE STAKES AND TREE WRAP AFTER ONE SEASON.
 - PROVIDE SUB-DRAIN CONNECTED TO CB TO PLANTING BEDS LOCATED NORTH OF FIELD HOUSE. REFER TO PLANTING PLAN FOR LOCATIONS AND CIVIL FOR DETAIL (219130C-STD).
- TRUNK PROTECTION NOTES:**
- MECHANICAL INJURY: USE PLASTIC TREE COLLAR.
 - ANIMAL INJURY: USE SPIRAL TREE GUARDS OR SCREEN COLLARS
 - SUNSCALD INJURY: PAINT TRUNK WITH WHITE LATEX OR WHITE-WASH OR WRAP WITH BURLAP. 'KRAFT WRAP' INSTALLED FROM THE GROUND UP TO ABOVE LOWEST BRANCHES
 - LAWN MOWER INJURY: USE SPLIT CORRUGATED BRAIN COLLARS
- STAKES & TIES NOTES:**
- STAKE BEFORE PLANTING USE ONE ROUNDED WOODEN STAKE. MINIMUM 2000MM LONG. 75MM AVERAGE DRIVEN 300MM INTO SUBSOIL PRIOR TO PLANTING.
 - TIE USING BIODEGRADABLE MATERIAL SUCH AS FOLDED BURLAP. STAPLED TO STAKE WITH FENCE STAPLES OR ROOFING NAILS.
 - APPLY RODENT PROTECTION WHERE REQUIRED (TREES UNDER 45MM CALIPER).

SAYERS FOOD LIMITED

132 BURLEIGH STREET
E. 705.856.4531
e: sayers@apsley.ca



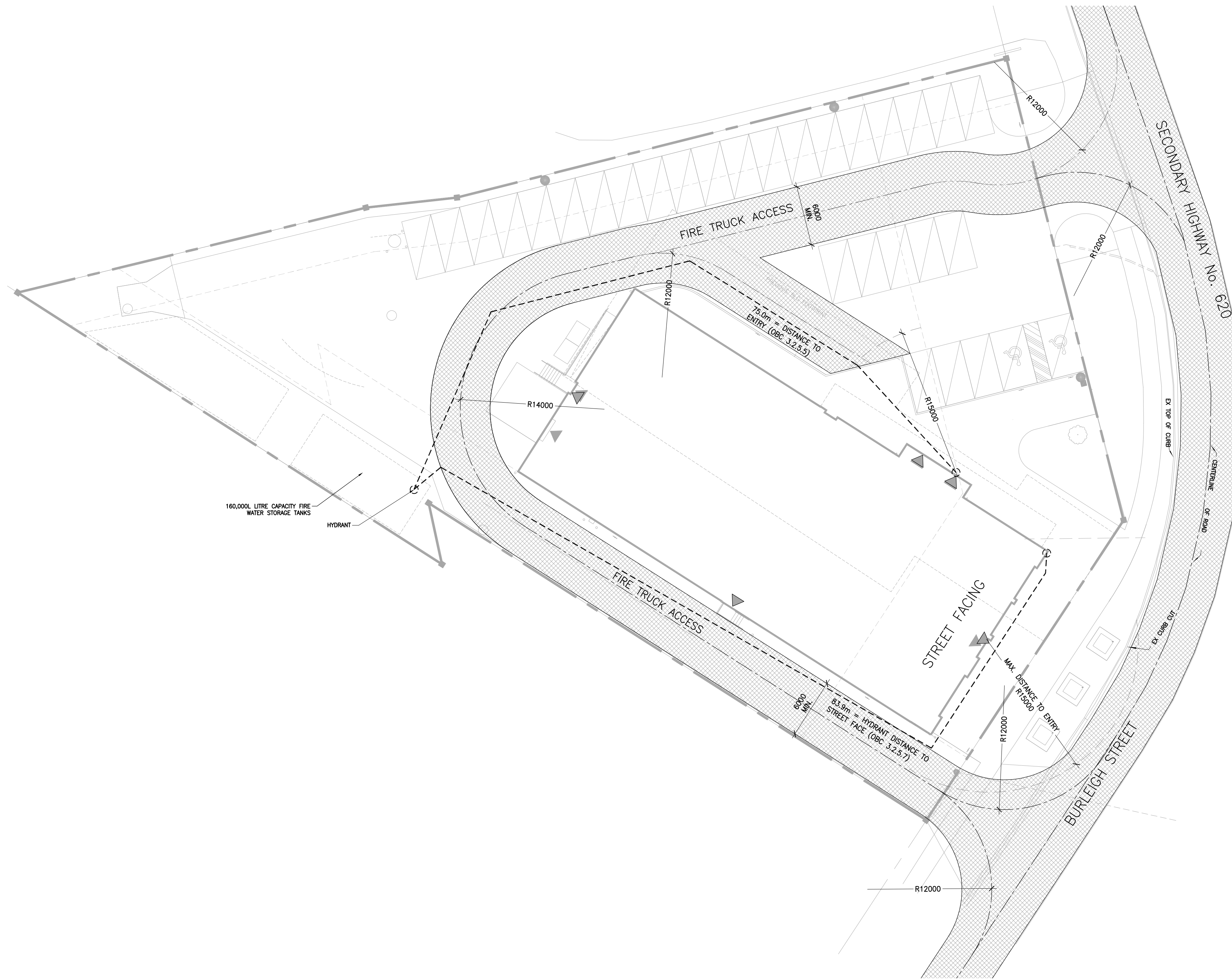
PROJECT TITLE
**NEW SAYERS FOOD STORE
BURLEIGH STREET, APSLEY**

DRAWING TITLE
**SITE PLAN
DETAILS 4**

SCALE
AS NOTED
DATE
JULY 15, 2022

PROJECT NUMBER
2102
DRAWING NUMBER

A008



Name of Practice: MacLennan Jaunkalns Miller Architects
 Address 1: 425 Adelaide Street West, Level 6
 Address 2: Toronto, Ontario
 Contact: Andrew Bramm
 Name of Project: Sayers Foods
 Location/Address: 132 Burleigh Street
 Date: 17-Jan-22 Seal & Signature

3.00 BUILDING CODE VERSION	O.Reg. 332/12	LAST AMENDMENT	O.Reg. 191/14					
3.01 PROJECT TYPE	New Construction			[A] 1.1.2				
3.02 MAJOR OCCUPANCY CLASSIFICATION	OCCUPANCY	USE		3.1.2.1.(1)				
	E	Mercantile	Grocery Store					
3.03 SUPERIMPOSED MAJOR OCCUPANCIES	No			3.2.2.7				
3.04 BUILDING AREA (m²)	DESCRIPTION	EXISTING	NEW	TOTAL [A] 1.4.1.2				
	Building Area	0.00	1078.00	1,078.0				
	TOTAL	-	1,078.0	1,078.0				
3.05 GROSS AREA (m²)	DESCRIPTION	EXISTING	NEW	TOTAL [A] 1.4.1.2				
	Ground Level	0.00	1078.00	1,078.0				
	Level 2	0.00	196.00	196.0				
	TOTAL	-	1,274.0	1,274.0				
3.06 MEZZANINE AREA (m²)	DESCRIPTION	EXISTING	NEW	TOTAL 3.2.1.1				
	TOTAL	-	-	-				
3.07 BUILDING HEIGHT	2	STOREYS ABOVE GRADE	10.00 (m) ABOVE GRADE	[A] 1.4.1.2. & 3.2.1.1.				
	0	STOREYS BELOW GRADE						
3.08 HIGH BUILDING	No			3.2.6				
3.09 NUMBER OF STREETS/FIREFIGHTER ACCESS	1 STREET(S)			3.2.2.10. & 3.2.5				
3.10 BUILDING CLASSIFICATION (SIZE AND CONSTRUCTION RELATIVE TO OCCUPANCY)	3.2.2.59	GROUP E, UP TO 3 STOREYS - FACING 1 STREETS		3.2.2.20-63				
	-	GROUP D ACCESSORY (L2)						
3.11 SPRINKLER SYSTEM	Not Required	PROVIDED	None	3.2.1.5. & 3.2.2.17.				
3.12 STANDPIPE SYSTEM	Not Required			3.2.9				
3.13 FIRE ALARM SYSTEM	Not Required		TYPE PROVIDED N/A	3.2.4				
3.14 WATER SERVICE SUPPLY IS ADEQUATE	No		160,000L Water Storage Tanks Provided on Site					
3.15 CONSTRUCTION TYPE	RESTRICTIONS	Combustible Permitted		3.2.2.20-63				
	ACTUAL	Combination	HEAVY TIMBER CONSTRUCTION	NO				
				3.2.1.4				
3.16 IMPORTANCE CATEGORY	Normal			4.1.2.1.(9), 14.1.2.1.B				
3.17 SEISMIC HAZARD INDEX (I _s & I _{s2})	0.187	Seismic Design Not Required for Table 4.1.8.16, Items 6 to 21		4.1.8.16.(1)				
3.18 OCCUPANT LOAD	FLOOR LEVEL/AREA	OCCUPANCY TYPE	BASED ON	OCCUPANT LOAD (PERSONS)				
	L1 - OPEN SHOPPING AREA (676m².7)	MERCANTILE - FIRST STOREY	m² per person	156				
	L1 - BAKE & DELI (106m².3)	KITCHENS	m² per person	12				
	L1 - PRODUCE PREP (18m².2)	KITCHENS	m² per person	2				
	L1 - MEAT PREP (159.3)	KITCHENS	m² per person	2				
	L1 - SERVICE (75m².46)	STORAGE	m² per person	2				
	L2 - OFFICE	OFFICES	Design of space	4				
	L2 - STORAGE (31m².46)	STORAGE	m² per person	1				
	L2 - PRIVATE OFFICE	OFFICES	Design of space	3				
	L2 - STAFF (EMPLOYEES FROM OTHER AREAS)	LOUNGE	m² per person	-				
	TOTAL			182				
3.19 BARRIER-FREE DESIGN	Yes			3.8				
3.20 HAZARDOUS SUBSTANCES	No			3.3.1.2. & 3.3.1.9				
3.21 REQUIRED FIRE RESISTANCE RATINGS	HORIZONTAL ASSEMBLY	RATING (H)	SUPPORTING ASSEMBLY (H)	NONCOMBUSTIBLE IN LIEU OF RATING? 3.2.1.4				
	FLOORS OVER BSMT	N/A	N/A	N/A				
	FLOORS	45 min	45 min	NO				
	MEZZANINE	N/A	N/A	N/A				
	ROOF	45 min	45 min	YES				
3.22 SPATIAL SEPARATION	WALL	EBF AREA (m²)	L.D. (m)	L/H OR H/L	REQUIRED FRR (H)	CONSTRUCTION TYPE	CLADDING TYPE	3.2.3
	NORTH-WEST A	178.0	18.50	2.30	1.00	Combustible Permitted	Combustible Permitted	
	NORTH-WEST B	19.0	18.50	1.50	-	Combustible Permitted	Combustible Permitted	
	NORTH-WEST C	6.0	18.50	1.70	-	Combustible Permitted	Combustible Permitted	
	NORTH-EAST A	396.0	19.50	4.50	1.00	Combustible Permitted	Noncombustible Req'd	
	SOUTH-EAST A	179.0	15.90	2.25	-	Combustible Permitted	Combustible Permitted	
	SOUTH-EAST B	36.0	15.90	1.80	-	Combustible Permitted	Combustible Permitted	
	SOUTH-WEST A	246.0	7.50	4.50	2.00	Combustible Permitted	Noncombustible Req'd	
	SOUTH-WEST B	96.0	7.50	4.00	2.00	Combustible Permitted	Noncombustible Req'd	
	SOUTH-WEST C	28.0	7.50	2.50	1.00	Combustible Permitted	Combustible Permitted	
3.23 PLUMBING FIXTURE REQUIREMENTS	RATIO:	MALE FEMALE = 50/50 EXCEPT AS NOTED OTHERWISE						3.7.4
	FLOOR LEVEL/AREA	OCCUPANT LOAD	OBC SENTENCE	FIXTURES REQUIRED	FIXTURES PROVIDED			
	L1 - PUBLIC (P) + STAFF (S) MERCANT	174	3.7.4.8 (2A)	1M1F	1 Un.WC + 1 WC			
	L2 - GROUP D STAFF	8	3.7.4.7 (2)	1 WC	1 WC			
3.24 ENERGY EFFICIENCY	COMPLIANCE PATH:	PRESCRIPTIVE - ANSI/ASHRAES 90.1						
	CUMATIC ZONE:	6 - (BANCROFT)						
3.25 NOTES	See 3.4.4.1 (1) Fire-Resistance Rating of Exit Separations (45 min.) See 3.2.2.13 (1) Fire separation of Occupancy on Roof ALL REFERENCES ARE TO DIVISION B OF THE OBC UNLESS PRECEDED BY [A] FOR DIVISION A AND [C] FOR DIVISION C							

Contractor must check and verify all dimensions on the job, and report any discrepancies to the Architect before proceeding with the work.
 Do not scale this drawing.

REV	DESCRIPTION	DATE	BY
1	REVISED SPA	210809	AB
2	ISSUED FOR TENDER	210824	AB
3	REVISION TO BUILDING PERMIT	220315	AB
4	SI-01	220615	AB
5	BLG SET-OUT CAD	220715	AB
6	ISSUED FOR CONSTRUCTION	220715	AB
7			
8			
9			
10			
11			
12			


MJMA
 macLennan Jaunkalns Miller Architects
 425 Adelaide Street West Level 6
 Toronto Ontario M5V 3C1
 416 593 4794
 www.mjmaarchitects.com

TRITON ENGINEERING SERVICES LTD
 CIVIL ENGINEERS
 229 BROADWAY, UNIT 1
 ORANGEVILLE, ONTARIO, L9W 1K4
 TEL 519 941 0330 FAX 519 941 1830

BLACKWELL
 STRUCTURAL ENGINEERS
 134 PETER STREET, SUITE 1301
 TORONTO, ONTARIO, M5V 2H2
 TEL 416.593.5300 FAX 416.593.4840

SMITH + ANDERSON
 MECHANICAL AND ELECTRICAL ENGINEERS
 1100 - 100 SHEPPARD AVENUE EAST
 TORONTO, ONTARIO, M2N 6N5
 TEL 416 487 8151

SAYERS FOOD LIMITED
 132 BURLEIGH STREET
 E. 705.856.4531
 e: sayers@apsley.ca

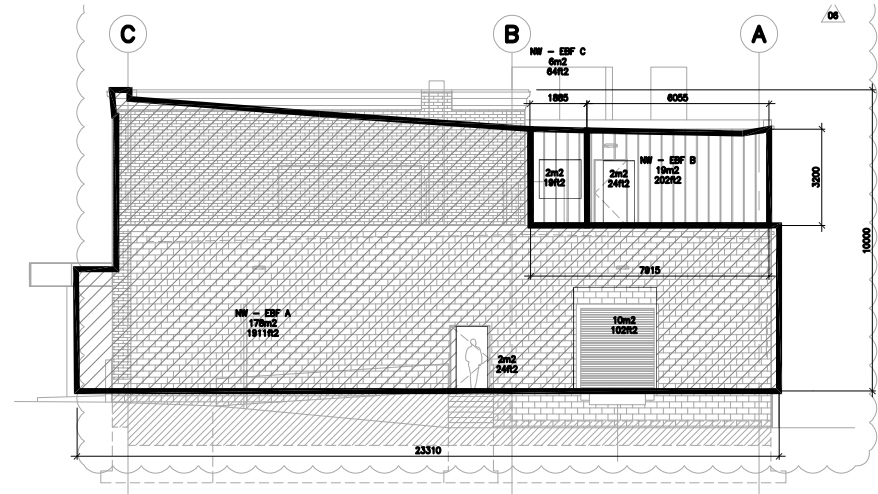


PROJECT TITLE
**NEW SAYERS FOOD STORE
 BURLEIGH STREET, APSLEY**

DRAWING TITLE
OBC MATRIX

SCALE
AS SHOWN
 DATE
JULY 15, 2022

PROJECT NUMBER
2102
 DRAWING NUMBER



NORTH-WEST FACE A

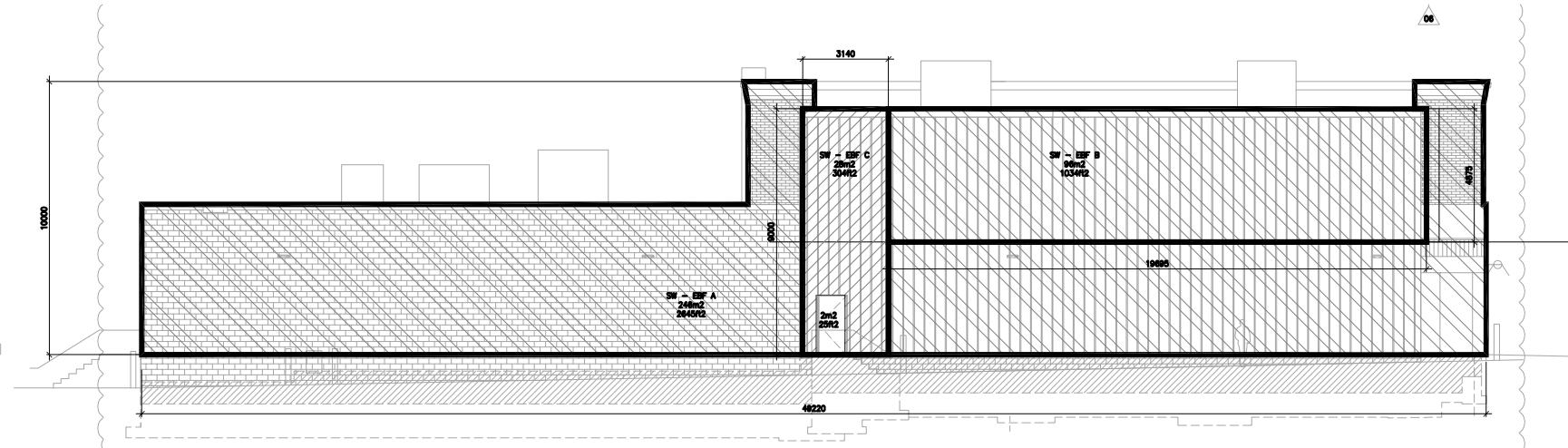
178m² = EXPOSED BUILDING FACE
 18.5m = LIMITING DISTANCE
 2.3 = L/H
 55% = MAX. UNPROTECT. OPENING (3.2.3.1.C)
 6.7% = ACTUAL UNPROTECT. OPENING
 1HR = REQ. FRR (3.2.3.7)
 NON/C = REQ. CONSTRUCTION TYPE (3.2.3.7)
 NON/C = REQ. CLADDING TYPE (3.2.3.7)

NORTH-WEST FACE B

19m² = EXPOSED BUILDING FACE
 18.5m = LIMITING DISTANCE
 1.9 = L/H
 100% = MAX. UNPROTECT. OPENING (3.2.3.1.C)
 10.5% = ACTUAL UNPROTECT. OPENING
 0 HR = REQ. FRR (3.2.3.7)
 NON/C = REQ. CONSTRUCTION TYPE (3.2.3.7)
 NON/C = REQ. CLADDING TYPE (3.2.3.7)

NORTH-WEST FACE C

6m² = EXPOSED BUILDING FACE
 18.5m = LIMITING DISTANCE
 1.7 = L/H
 100% = MAX. UNPROTECT. OPENING (3.2.3.1.C)
 33% = ACTUAL UNPROTECT. OPENING
 0 HR = REQ. FRR (3.2.3.7)
 NON/C = REQ. CONSTRUCTION TYPE (3.2.3.7)
 NON/C = REQ. CLADDING TYPE (3.2.3.7)



SOUTH-WEST FACE A

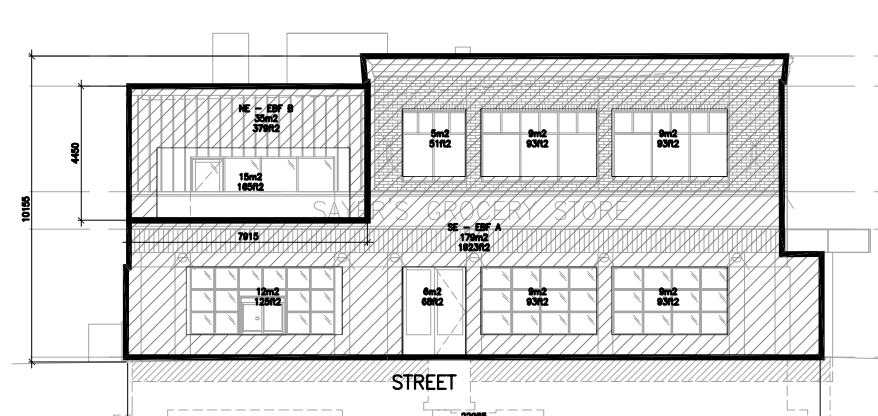
246m² = EXPOSED BUILDING FACE
 7.5m = LIMITING DISTANCE
 4.9 = L/H
 12% = MAX. UNPROTECT. OPENING (3.2.3.1.C)
 0% = ACTUAL UNPROTECT. OPENING
 2HR = REQ. FRR (H)
 NON/C = CONSTRUCTION TYPE
 NON = CLADDING TYPE

SOUTH-WEST FACE B

96m² = EXPOSED BUILDING FACE
 7.5m = LIMITING DISTANCE
 4.0 = L/H
 22% = MAX. UNPROTECT. OPENING (3.2.3.1.C)
 0% = ACTUAL UNPROTECT. OPENING
 2HR = REQ. FRR (3.2.3.7)
 NON/C = REQ. CONSTRUCTION TYPE (3.2.3.7)
 NON = REQ. CLADDING TYPE (3.2.3.7)

SOUTH-WEST FACE C

28m² = EXPOSED BUILDING FACE
 7.5m = LIMITING DISTANCE
 2.9 = L/H
 58% = MAX. UNPROTECT. OPENING (3.2.3.1.C)
 7.1% = ACTUAL UNPROTECT. OPENING
 1HR = REQ. FRR (3.2.3.7)
 NON/C = REQ. CONSTRUCTION TYPE (3.2.3.7)
 NON/C = REQ. CLADDING TYPE (3.2.3.7)

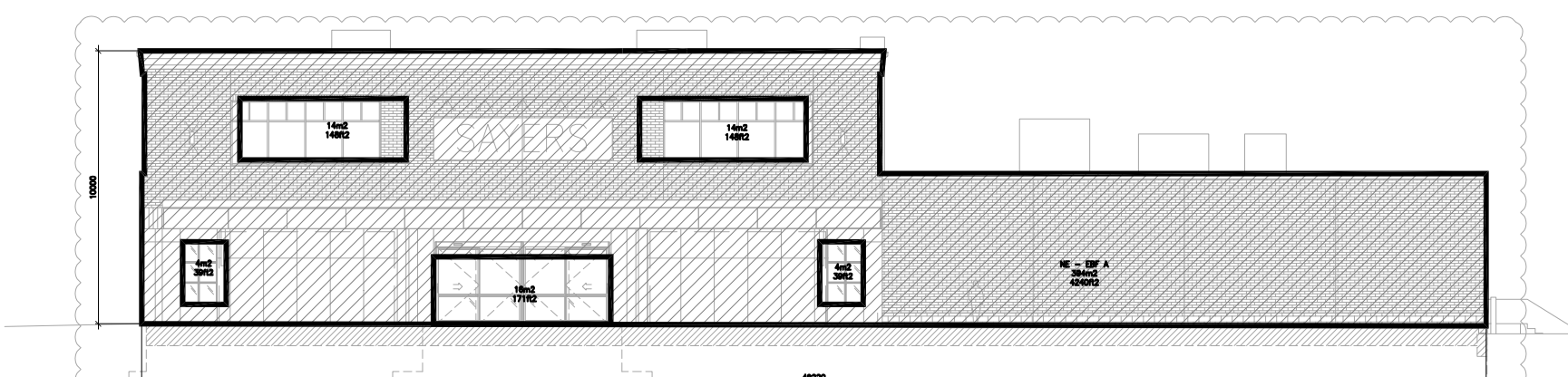


SOUTH-EAST FACE A

179m² = EXPOSED BUILDING FACE
 15.6m = LIMITING DISTANCE
 2.26 = L/H
 100% = MAX. UNPROTECT. OPENING (*3.2.3.1.0)
 33% = ACTUAL UNPROTECT. OPENING
 0HR = REQ. FRR (3.2.3.7)
 NON/C = REQ. CONSTRUCTION TYPE (3.2.3.7)
 NON/C = REQ. CLADDING TYPE (3.2.3.7)

SOUTH-EAST FACE B

35m² = EXPOSED BUILDING FACE
 15.6m = LIMITING DISTANCE
 1.8 = L/H
 100% = MAX. UNPROTECT. OPENING (3.2.3.1.C)
 43% = ACTUAL UNPROTECT. OPENING
 0HR = REQ. FRR (3.2.3.7)
 NON/C = REQ. CONSTRUCTION TYPE (3.2.3.7)
 NON/C = REQ. CLADDING TYPE (3.2.3.7)



NORTH-EAST FACE A

396m² = EXPOSED BUILDING FACE
 19.6m = LIMITING DISTANCE
 4.9 = L/H
 43% = MAX. UNPROTECT. OPENING (3.2.3.1.0)
 13% = ACTUAL UNPROTECT. OPENING
 1HR = REQ. FRR (3.2.3.7)
 NON/C = REQ. CONSTRUCTION TYPE (3.2.3.7)
 NON = REQ. CLADDING TYPE (3.2.3.7)

FIRE WATER STORAGE TANK SIZE
 (OBC 3.2.5.7 APPENDIX A = $Q=K \times V \times S$):

17 =K (WATER SUPPLY COEFFICIENT)
 7,375 m³ =V (TOTAL BUILDING VOLUME)
 1.27 =S (TOTAL SPATIAL COEFFICIENT)

159,218L =Q (MIN. SUPPLY OF WATER)
 160,000L =PROPOSED SUPPLY OF WATER

4 STORAGE TANK CALCULATIONS

OBC - ENERGY EFFICIENCY (SB-10)

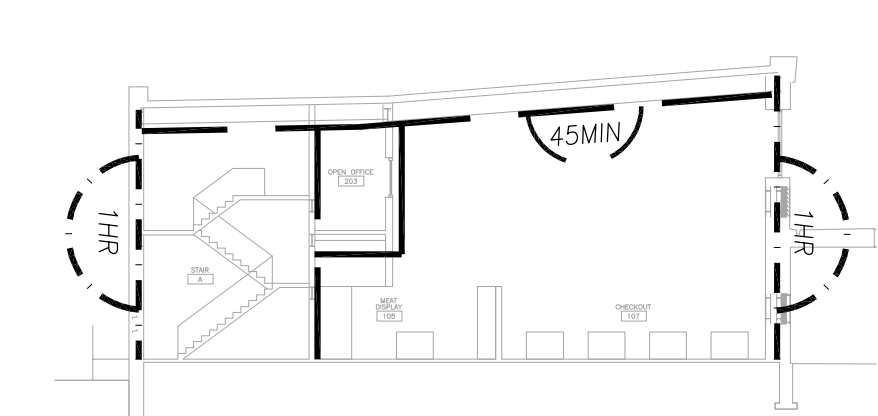
PATH = PRESCRIPTIVE (2013 ANSI/ASHRAE/IES 90.1)
 CLIMATE ZONE = 6 (BANCROFT)
 SLABS = MAINTAIN SLAB/WALL/FOOTING INSULATION PER FIGURE 5-1
 STL CONNECT. = MAX 2% OF EXTERIOR AREA OR THERMAL BREAKS
 BUILDING BASES = MAX. UN-INSULATED = 200mm

BUILDING ENVELOP REQUIREMENTS (CLIMATE ZONE 6, (A,B)(I-P))

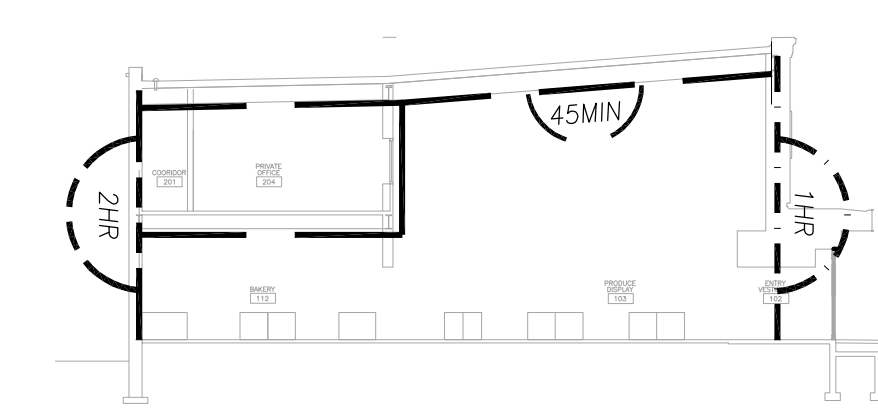
ELEMENT	TYPE	ASSEMBLY	MAX. U-VALUE	INSULATION	MIN. R-VALUE
ROOF	INS. ENTIRELY ABOVE DECK	U-0.029		R-35 ci	
WALLS	STEEL FRAMED	U-0.044		R-13 + R-15 ci	
WALLS	BELOW GRADE	C-0.050		R-20 ci	
SLAB-ON-GRADE	UNHEATED	F-0.459		R-15 for 48 in.	
OPAQUE DOORS	SWINGING	U-0.45			
OPAQUE DOORS	NON-SWINGING	U-0.45			
FENESTRATION	NON-METAL FRAME	U-0.29	(MAX. SHGC 0.4, MIN. VT/SHGC 1.10)		
FENESTRATION	METAL FRAME: FIXED	U-0.38	"		
FENESTRATION	METAL FRAME: OPERABLE	U-0.45	"		
FENESTRATION	METAL FRAME: ENTRANCE DOOR	U-0.69	"		

3 SB-10 REQUIREMENTS

9 SPATIAL SEPERATION/EXPOSURE ANALYSIS
 1:250

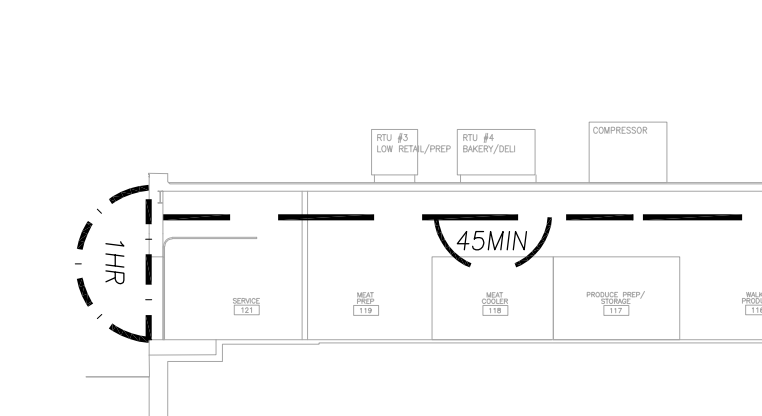


8 BUILDING SECTION - LIFE SAFETY
 1:250

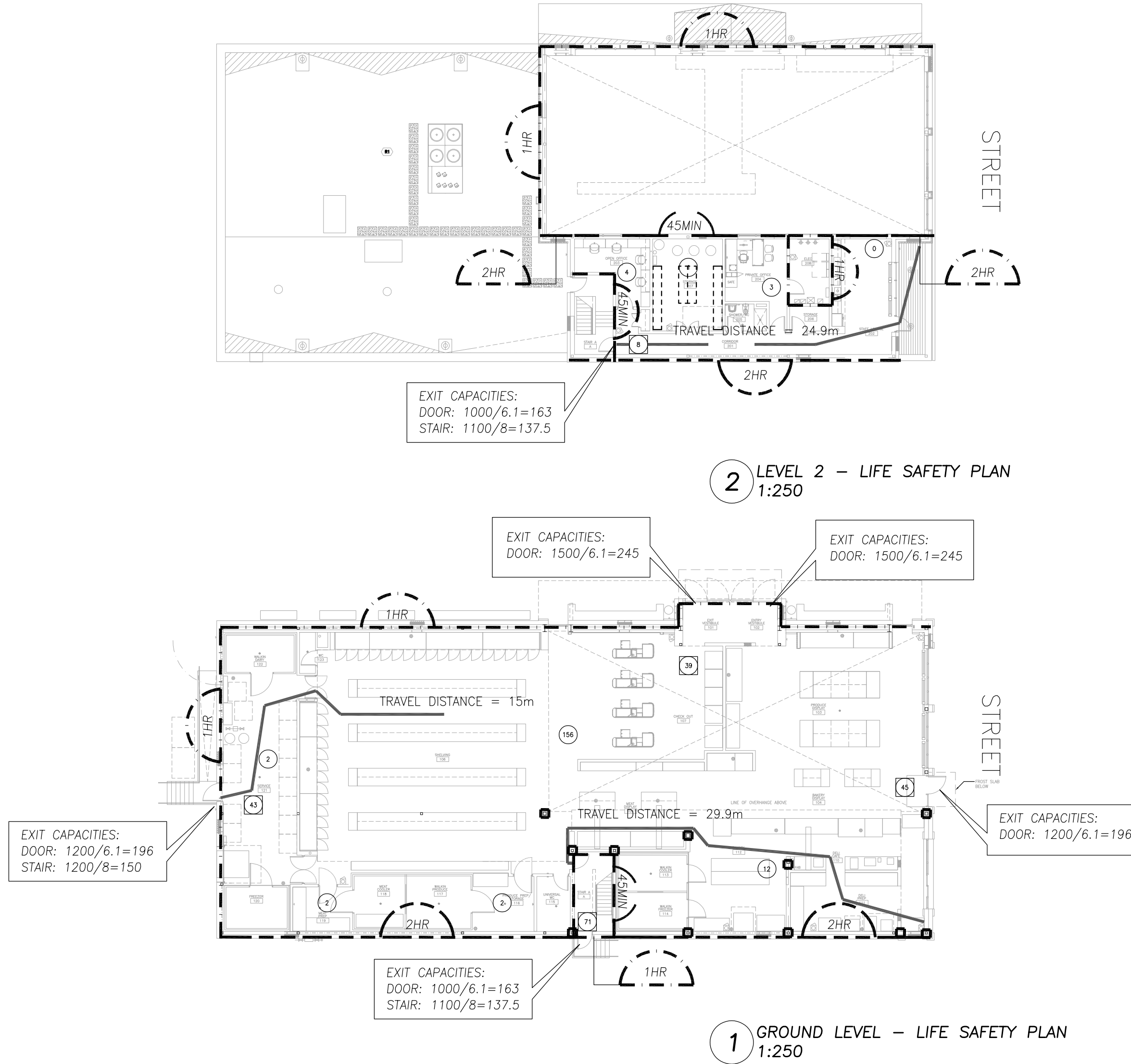


7 BUILDING SECTION - LIFE SAFETY
 1:250

6 BUILDING SECTION - LIFE SAFETY
 1:250



5 BUILDING SECTION - LIFE SAFETY
 1:250



Contractor must check and verify all dimensions on the job, and report any discrepancies to the Architect before proceeding with the work.
 Do not scale this drawing.

REVISIONS AND ISSUES

REV	DESCRIPTION	DATE	BY
1	REVISED SPA	210809	AB
2	ISSUED FOR TENDER	210824	AB
3	REVISION TO BUILDING PERMIT	220315	AB
4	SI-01	220615	AB
5	BLG SET-OUT CAD	220715	AB
6	ISSUED FOR CONSTRUCTION	220715	AB
7			
8			
9			
10			
11			
12			

MJMA
 maclean jaunkalns miller architects
 425 adelade street west level 6
 toronto ontario m5v 3c1
 416 593 4794
 www.mjmaarchitects.com

TRITON ENGINEERING SERVICES LTD
 CIVIL ENGINEERS
 229 BROADWAY, UNIT 1
 ORANGEVILLE, ONTARIO, L9W 1K4
 TEL 519 941 0330 FAX 519 941 1830

BLACKWELL
 STRUCTURAL ENGINEERS
 134 PETER STREET, SUITE 1301
 TORONTO, ONTARIO, M5V 2H2
 TEL 416.593.5300 FAX 416.593.4840

SMITH + ANDERSON
 MECHANICAL AND ELECTRICAL ENGINEERS
 1100 - 100 SHEPPARD AVENUE EAST
 TORONTO, ONTARIO, M2N 6N5
 TEL 416.487.8151

SAYERS FOOD LIMITED
 132 BURLEIGH STREET
 E 705.856.4531
 e: sayers@apsley.ca

PROJECT TITLE
NEW SAYERS FOOD STORE
 BURLEIGH STREET, APSLEY

DRAWING TITLE
LIFE SAFETY & CODE

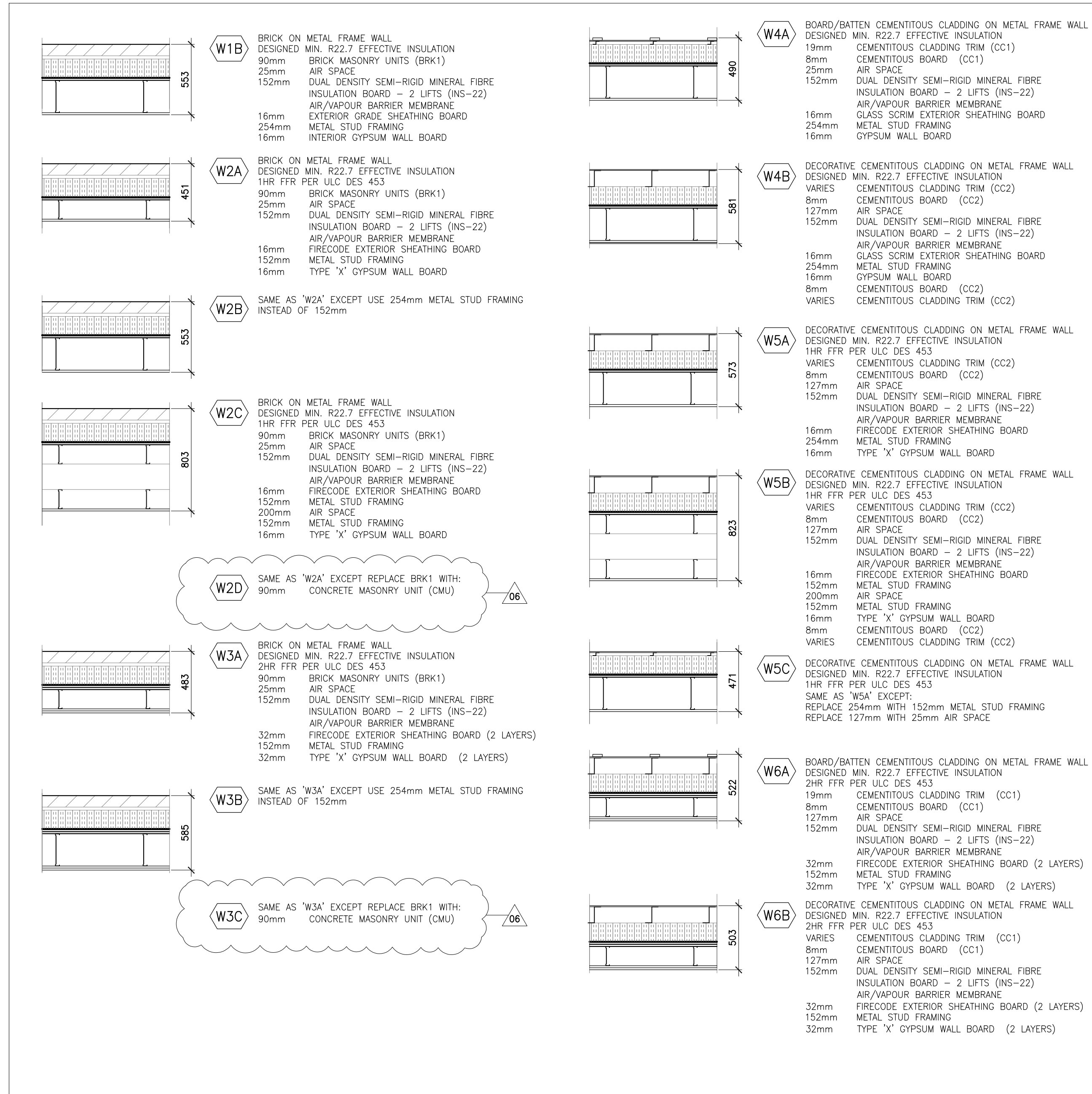
SCALE
AS SHOWN

DATE
JULY 15, 2022

PROJECT NUMBER
2102

DRAWING NUMBER

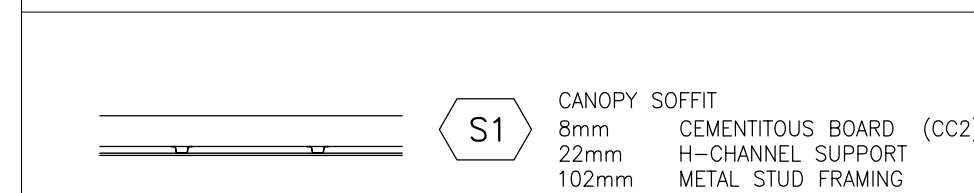
A011



GENERAL NOTES - EXTERIOR WALLS

- SEE ELEVATIONS FOR EXTENT OF WALL TYPES
- SEE WALL SECTIONS AND PLAN DETAILS FOR TRANSITIONS BETWEEN WALL TYPES AND ADJACENT ASSEMBLIES
- THE CONTINUITY OF THE AIR BARRIER IS CRITICAL. ENSURE THAT PUNCTURES ARE SEALED, THAT THE AIR BARRIER IS SEALED TO ITEMS THAT PENETRATE IT OR CAUSE DISCONTINUITIES. WHEN IN DOUBT OF THE EXACT LOCATION OF THE AIR/VAPOUR BARRIER IN RELATION TO OTHER MATERIALS, SEEK THE ADVICE OF THE CONSULTANT.
- FOR INTERIOR PARTITIONS REFER TO PARTITION SCHEDULE AND DRAWINGS

EXTERIOR WALL TYPES SCHEDULE

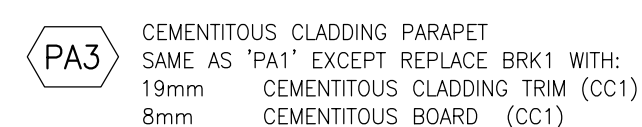
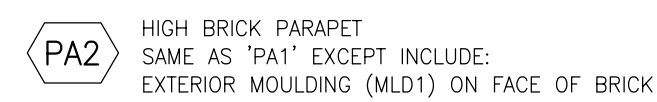
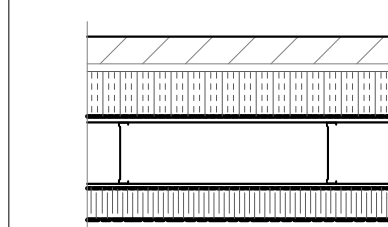


GENERAL NOTES - SOFFIT

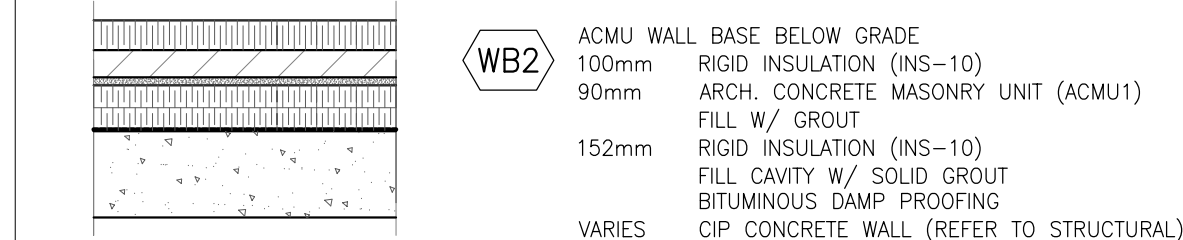
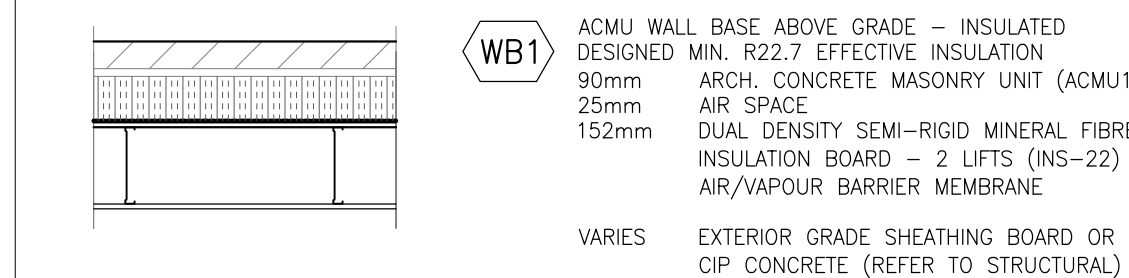
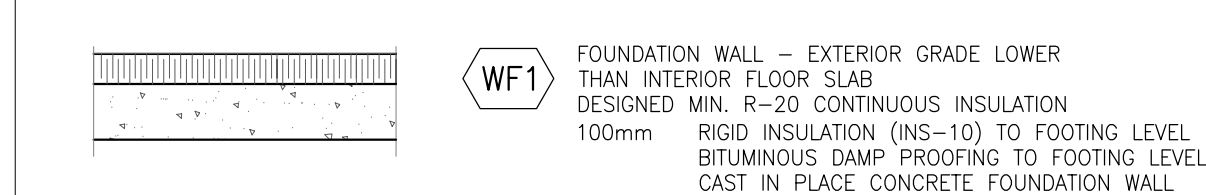
- BRACE SUSPENSION FOR EXTERIOR SOFFITS AND ENTRANCE VESTIBULE CEILINGS TO PREVENT UPWARD MOVEMENT DUE TO WIND PRESSURE.

SOFFIT TYPES SCHEDULE

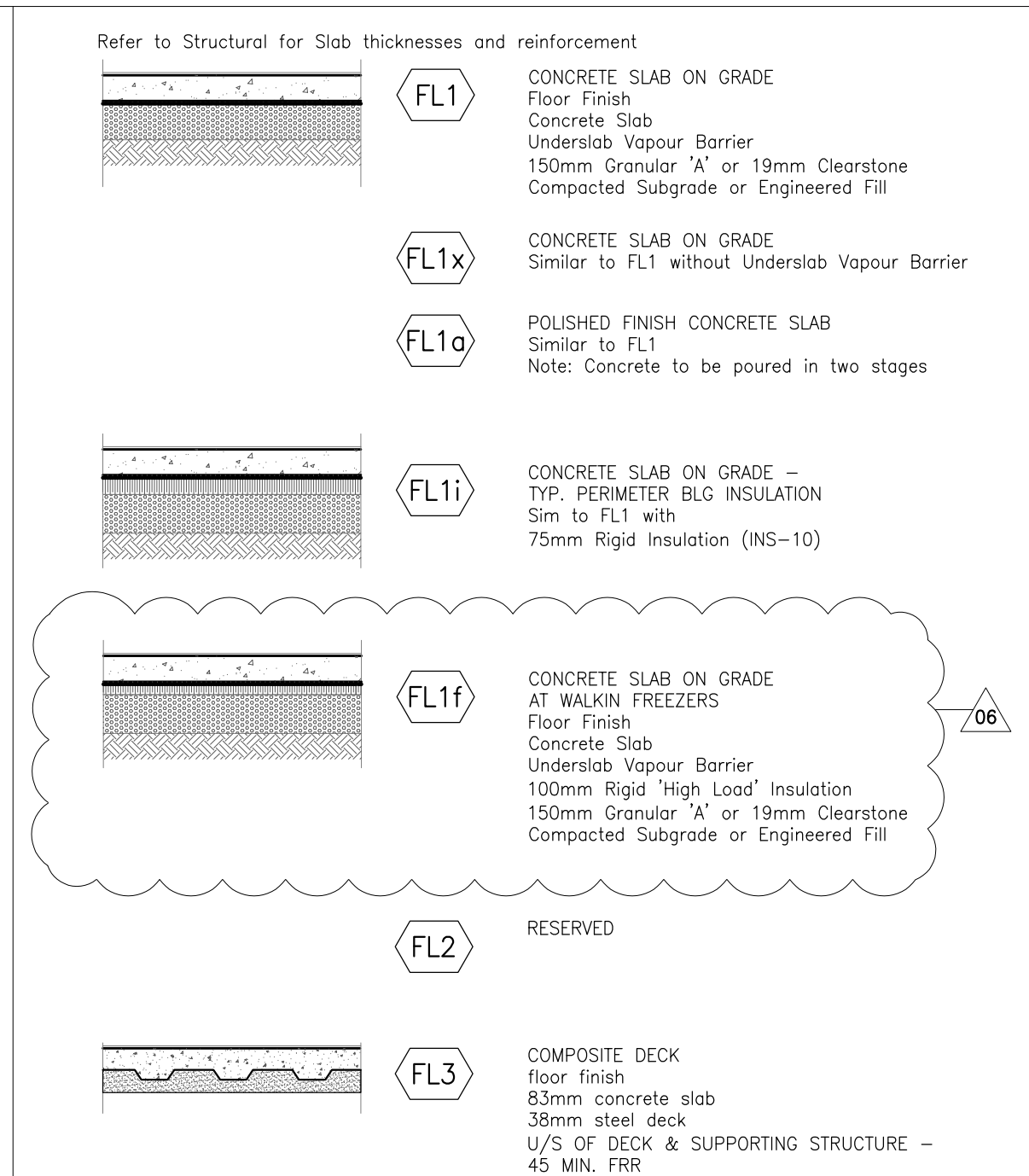
PARAPET TYPES SCHEDULE



ROOF TYPES SCHEDULE



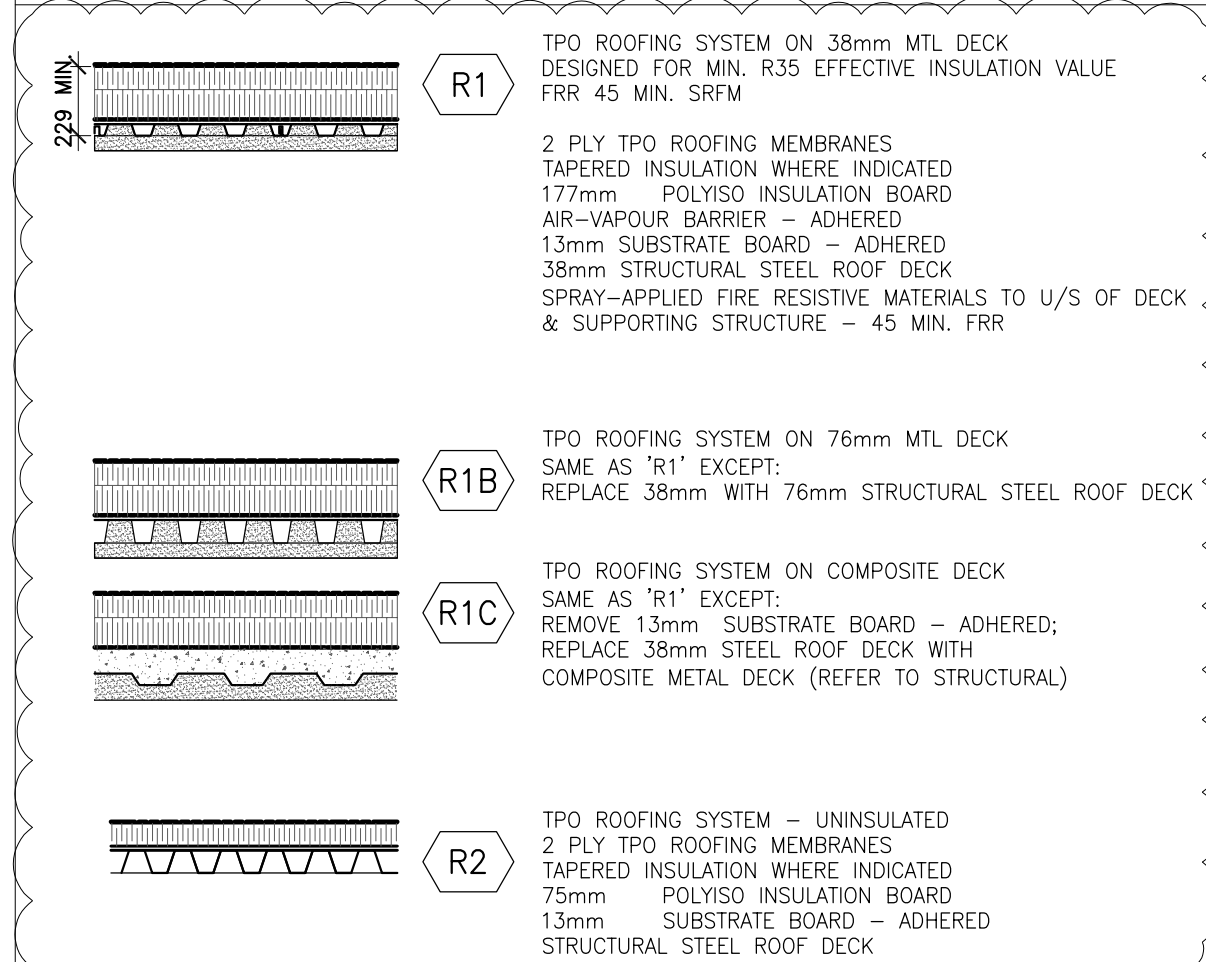
FOUNDATION & BASE WALL TYPES SCHEDULE



GENERAL NOTES - FLOORS

- U.N.O. ALL SLEEVES FOR FLOOR PENETRATIONS ARE BY MECHANICAL DIVISION 15. SEE MECHANICAL DRAWINGS FOR ADDITIONAL INFORMATION.
- MAINTAIN FLOOR-TO-FLOOR FIRE SEPARATION AT ALL FLOOR PENETRATIONS AS REQUIRED. SEE MECHANICAL DRAWINGS FOR ADDITIONAL INFORMATION.
- FLOORS WITH DEPRESSION FOR TILE FINISH ARE TO SLOPE TO DRAIN WITH A MINIMUM 1% SLOPE. PONDING OF WATER IS UNACCEPTABLE. TILED FLOOR AREAS WILL BE FLOOD TESTED AND ANY AREAS OF PONDING WILL BE REJECTED.

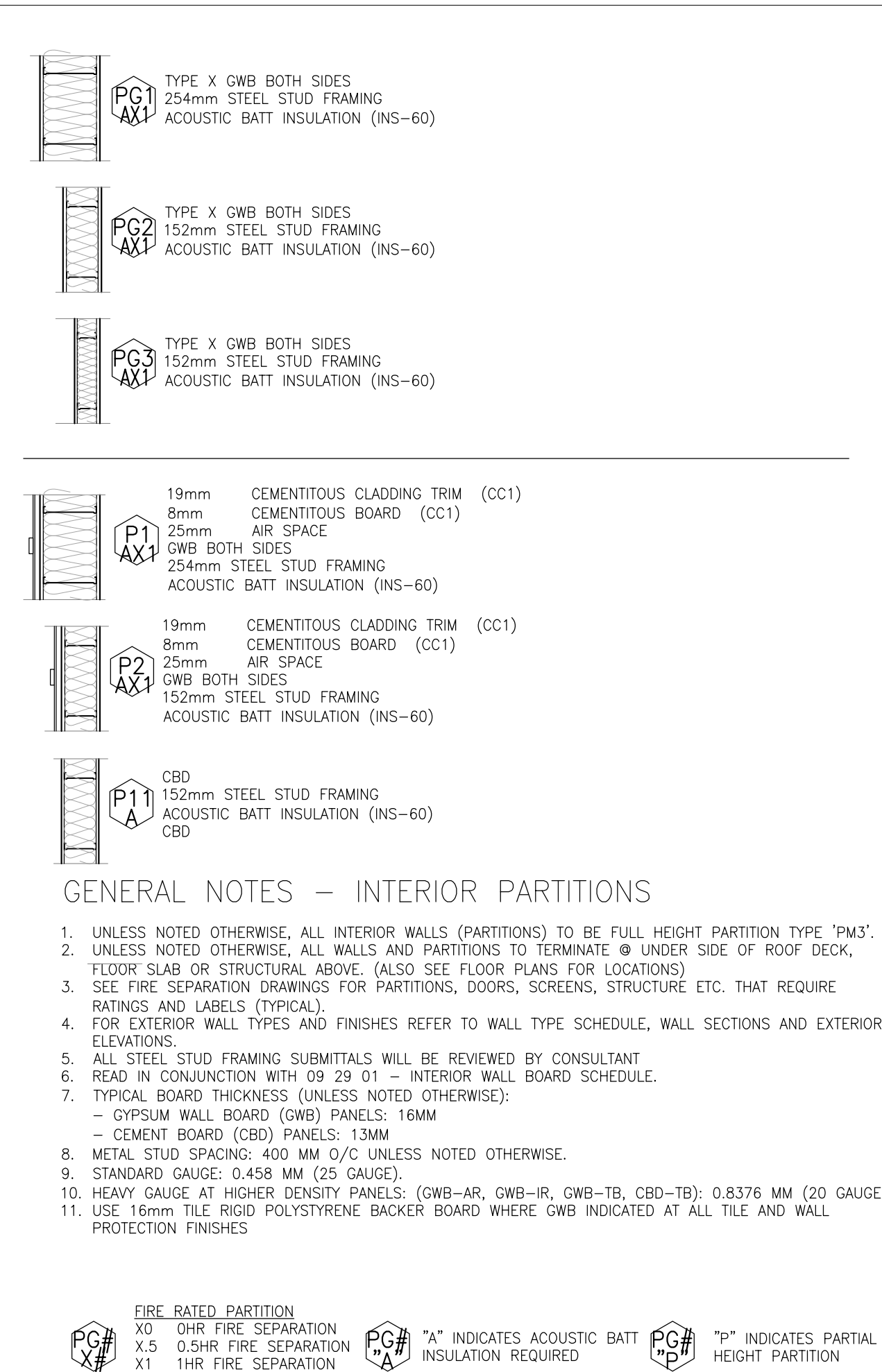
FLOOR TYPES SCHEDULE



GENERAL NOTES - ROOF

- SEE ROOF PLANS FOR LOCATIONS OF SLOPED INSULATION CRICKETS

ROOF TYPES SCHEDULE

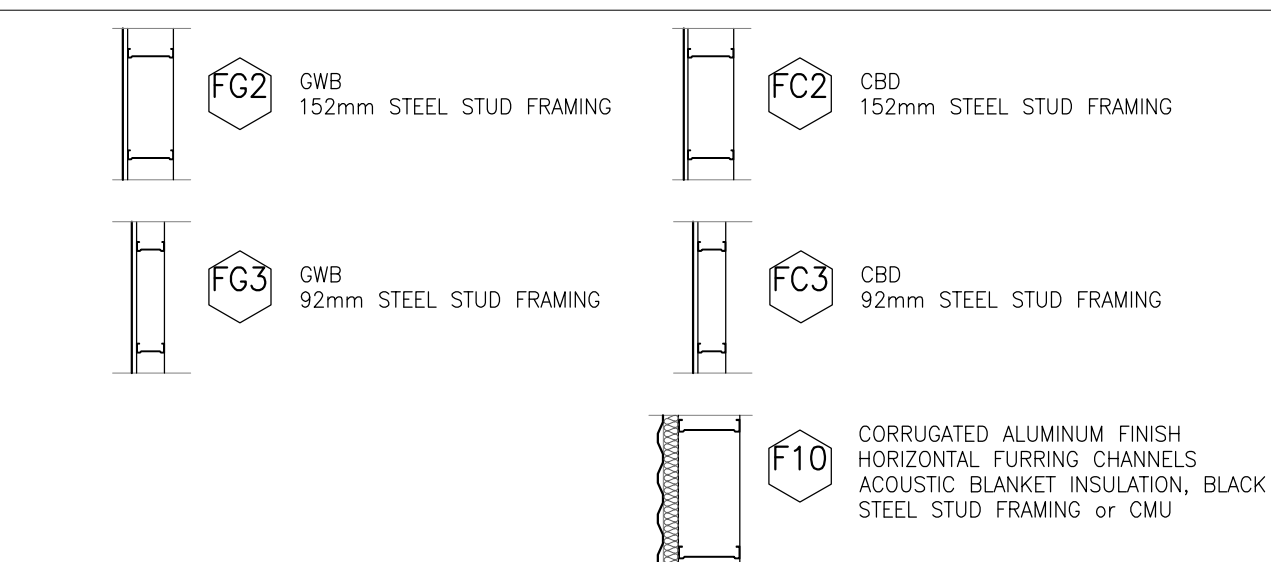


GENERAL NOTES - INTERIOR PARTITIONS

- UNLESS NOTED OTHERWISE, ALL INTERIOR WALLS (PARTITIONS) TO BE FULL HEIGHT PARTITION TYPE 'PM3'.
- UNLESS NOTED OTHERWISE, ALL WALLS AND PARTITIONS TO TERMINATE @ UNDER SIDE OF ROOF DECK, FLOOR SLAB OR STRUCTURAL ABOVE. (ALSO SEE FLOOR PLANS FOR LOCATIONS)
- SEE FIRE SEPARATION DRAWINGS FOR PARTITIONS, DOORS, SCREENS, STRUCTURE ETC. THAT REQUIRE RATINGS AND LABELS (TYPICAL).
- FOR EXTERIOR WALL TYPES AND FINISHES REFER TO WALL TYPE SCHEDULE, WALL SECTIONS AND EXTERIOR ELEVATIONS.
- ALL STEEL STUD FRAMING SUBMITTALS WILL BE REVIEWED BY CONSULTANT
- READ IN CONJUNCTION WITH 09 29 01 - INTERIOR WALL BOARD SCHEDULE.
- TYPICAL BOARD THICKNESS (UNLESS NOTED OTHERWISE):
- GYPSUM WALL BOARD (GWB) PANELS: 16MM
- CEMENT BOARD (CB) PANELS: 13MM
- METAL STUD SPACING: 400 MM O/C UNLESS NOTED OTHERWISE.
- STANDARD GAUGE: 0.458 MM (Z5 GAUGE).
- HEAVY GAUGE AT HIGHER DENSITY PANELS: (GWB-AR, GWB-IR, GWB-TB, CBD-TB): 0.8376 MM (20 GAUGE).
- USE 16mm TILE RIGID POLYSTYRENE BACKER BOARD WHERE GWB INDICATED AT ALL TILE AND WALL PROTECTION FINISHES



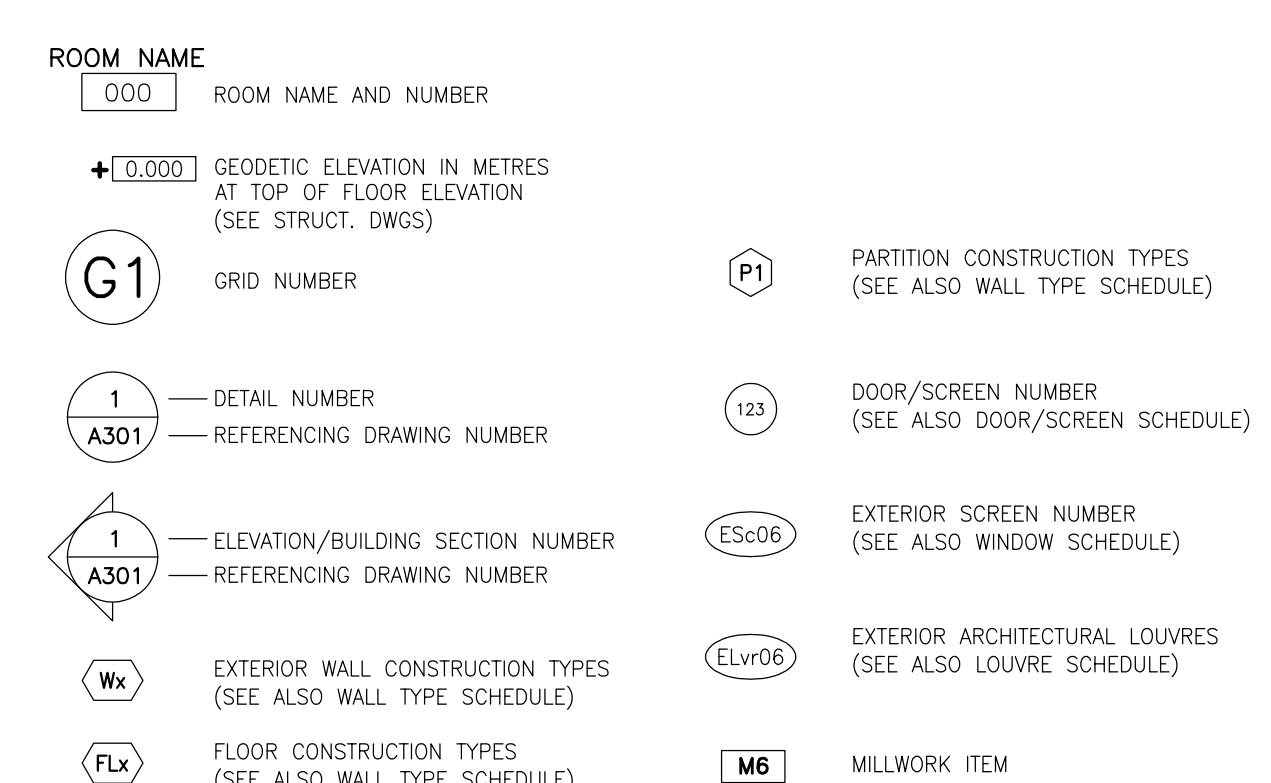
INTERIOR PARTITION TYPES SCHEDULE



GENERAL NOTES - INTERIOR FURRING

- ALL STEEL STUD FRAMING SUBMITTALS WILL BE REVIEWED BY CONSULTANT
- READ IN CONJUNCTION WITH 09 29 01 - INTERIOR WALL BOARD SCHEDULE.
- TYPICAL BOARD THICKNESS (UNLESS NOTED OTHERWISE):
- GYPSUM WALL BOARD (GWB) PANELS: 16MM
- CEMENT BOARD (CB) PANELS: 13MM
- METAL STUD SPACING: 400 MM O/C UNLESS NOTED OTHERWISE.
- STANDARD GAUGE: 0.458 MM (Z5 GAUGE).
- HEAVY GAUGE AT HIGHER DENSITY PANELS: (GWB-AR, GWB-IR, GWB-TB, CBD-TB): 0.8376 MM (20 GAUGE).

INTERIOR FURRING TYPES SCHEDULE



Contractor must check and verify all dimensions on the job, and report any discrepancies to the Architect before proceeding with the work.
Do not scale this drawing.

REVISIONS AND ISSUES

REV	DESCRIPTION	DATE	BY
1	REVISED SPA	210809	AB
2	ISSUED FOR TENDER	210824	AB
3	REVISION TO BUILDING PERMIT	220315	AB
4	SI-01	220615	AB
5	BLG SET-OUT CAD	220715	AB
6	ISSUED FOR CONSTRUCTION	220715	AB
7			
8			
9			
10			
11			
12			

MJMA

maclean jaunkalns miller architects
425 adelade street west level 6
toronto ontario m5v 3c1
416 593 4794
www.mjmaarchitects.com

TRITON ENGINEERING SERVICES LTD

CIVIL ENGINEERS
229 BROADWAY, UNIT 1
ORANGEVILLE, ONTARIO, L9W 1K4
TEL 519 941 0330 FAX 519 941 1830

BLACKWELL


STRUCTURAL ENGINEERS
134 PERRY STREET, SUITE 1301
TORONTO, ONTARIO, M5V 2H2
TEL 416.593.5300 FAX 416.593.4840

SMITH + ANDERSON

MECHANICAL AND ELECTRICAL ENGINEERS
1100 - 100 SHEPPARD AVENUE EAST
TORONTO, ONTARIO, M2N 6N5
TEL 416.487.8151

SAYERS FOOD LIMITED

132 BURLLEIGH STREET
E. 705.856.4531
e: sayers@apsley.ca



PROJECT TITLE

**NEW SAYERS FOOD STORE
BURLLEIGH STREET, APSLEY**

DRAWING TITLE

ASSEMBLIES & FLOOR TYPES

SCALE
NTS
DATE
JULY 15, 2022

PROJECT NUMBER
2102
DRAWING NUMBER

Sayers Grocery Store Specifications Matrix - Supplementary		September 29, 2021
03 - Submittals		
.5) Engineered Submittals		
04 05 00	Masonry Procedures Submit engineered shop drawings for the following: • Masonry reinforcement • Masonry ties and connectors	
05 41 13	Load-Bearing Cold-Formed Metal Framing Submit engineered shop drawings, including design, connections and restraint of wall and soffit assemblies. Field review requirements to be supplemented to include the following: • Checking that mill test reports are properly correlated to materials. • Sampling fabrication and erection procedures for general conformity to requirements of the Contract Documents. • Checking fabricated members against specified member shapes. • Sample checking of screwed and bolted joints. • Sample checking that tolerances are not exceeded during fit-up or erection. • General review of field cutting and alterations required by other sections. Include necessary shop details and erection diagrams. Indicate member sizes, locations thicknesses exclusive of coating, coatings and materials. Include connection details for attaching framing to itself and for attachment to the structure. Show splice details where permitted. Indicate dimensions, openings, requirements of related work and critical installation procedures. Show temporary bracing required for erection purposes. Indicate design loads and design calculations, including horizontal and vertical reactions at connections to building structure for all load cases.	
05 50 00	Metal Fabrications Submit engineered shop drawings including plans, sections and large scale details. Indicate components and methods of assembly, materials and their characteristics, fastenings, metal finishes, welds, and their structural characteristics relative to their purpose, and other fabrication information required. Indicate site connections and methods.	
08 42 29	Automatic Sliding Entrance Doors Indicate fastening system for anchorage of door frame to opening, and structural design for each door type and size.	
09 22 00	Metal Supports for Gypsum Board Submit engineered shop drawings for ceiling assemblies.	
.6) Mock Ups		
03 35 03	Polished Concrete Provide 3050 mm x 3050 mm (10' x 10') mock-up at the Place of the Work as part of final installation for approval. Location to be directed by Consultant. Allow for three mock-up areas to determine aggregate exposure classification and polish level.	
04 21 00	Brick Masonry Units Provide complete in-situ mock-up wall assembly, in location designated by the Consultant, prior to the commencement of fabrication and installation of such components.	
04 22 23	Architectural Concrete Masonry Units Provide complete in-situ mock-up wall assembly, in location designated by the Consultant, prior to the commencement of fabrication and installation of such components.	
06 40 00	Architectural Woodwork Provide mock-ups for the following, sizes and locations as directed by the Consultant: • Solid surfacing countertops and fabrications. • Wood ceiling panels. • Factory and site finishing of architectural woodwork.	
06 40 13	Exterior Architectural Woodwork Provide mock-ups for Kiosk area.	
07 27 00	Air Barrier Systems Construct minimum 10 m ² (100 K2) area of each typical wall assembly installation for each type of Product.	
07 44 63	EPS Moulding with Cementitious Coating	

Unit Paving	
Product data sheets:	Submit product data sheets for each paver type and colour
Shop drawings:	Submit shop drawings including bedding, bonding, jointing and setting details, and the dimensions and identifying number of each piece of stone with indication of sizes, thicknesses, dimensions, layout, finishes, compressive strength, joint and setting mix designs, jointing clearances, cleared between pavers and the adjacent building element.
Samples - color:	Submit 9 full size samples of each paver type and colour to show texture, finish, and range of colour to be supplied.
Samples - setting bed and joint fill material:	Submit samples of setting bed and joint fill material.
Design Calculations:	1. Submit design calculations for paving assembly as prepared by qualified professional engineer registered in the Place of the Work. 2. Submit design calculations complete with references to codes and standards used in such calculations, supporting the proposed design represented by the submittal. Prepare calculations in a clear and comprehensive manner. 3. Upon completion of the parts of the Work covered by the design calculations, the professional engineer responsible for the preparation of the design calculations and for undertaking the periodic field reviews described above, shall prepare a letter of general conformity for those parts of the Work, certifying that they have been provided in accordance with the requirements both of the Contract Documents and of the authorities having jurisdiction over the Place of the Work.
Test data:	1. Provide test certificates of tests carried out by an independent testing laboratory verifying that stone meets the specifications, for each colour of stone. If certificates are not available, retain an independent inspection and testing company to carry out the tests, minimum of 3 specimens for each test unless otherwise specified in ASTM. Submit test certificates to Consultant at least 8 weeks before commencing stone installation. 2. Provide certificate signed by manufacturer that the stone materials to be supplied comply with specified performance characteristics and physical

	Construct typical wall assembly installation showing all applicable details.	
07 46 46	Cementitious Cladding Construct minimum 10 m ² (100 K2) area of each typical wall assembly installation showing all applicable details.	
07 82 00	Metal Flashing Provide on-site mock-up of the following: • Ceiling flashing. • Roof edge flashing. • Counter flashing. • Fascia flashing. • Special flashing conditions.	
09 31 00	Tiling Provide grouted mock-up: 1200 mm x 1200 mm (48" x 48") sample panels of each tile type and colour, texture, size, and pattern of tile and grout. Install each product and colour mock-up for acceptance by Consultant. Accepted mock-up shall form basis of standard of workmanship for remainder of work. Mock-up shall consist of floor/wall base corner intersection including cove base inside and outside corners, with 300 mm (12") of finish product on each face.	
09 65 13	Premanufactured Bases Premanufactured base mock-up shall include at least one inside corner, one outside corner plus 3 m (10'-0") of straight run.	
09 65 18	Slip Resistive Vinyl Sheet/Flooring Provide mock-up of sufficient size to indicate adhesion, joint welding, edge treatment, and cove base.	
09 91 00	Painting Provide full finished mock-up installation of each paint colour, for indicated surfaces and mock-up size, showing colour and finish selected by Consultant, under lighting conditions matching final area lighting, for acceptance by Consultant. Locate at Place of the Work as part of finished installation if accepted.	
Exterior Improvement		
Concrete Reinforcement Submit engineered shop drawings for reinforcement		
Cast-in-Place Concrete Submit certified mix designs for each type of concrete to be used, stating the specific location, using structural element for which the mix applies and 305 mm (12") x 305 mm (12") sample of specified finish.		
Metal Fabrication Submit engineered shop drawings of all exterior metal work, including, boiler, sign post, handrail at up concrete steps and ramp, and chain link fence. Provide in shop drawings plans, sections and large scale details. Indicate components and methods of assembly, materials and their characteristics, fastenings, metal finishes, welds, and their structural characteristics relative to their purpose, and other fabrication information required. Indicate site connections and methods.		
Site Furnishing Submit engineered shop drawings and product data sheets of bench, movable planter & bench, and tactile plate.		
Topsoil Product data sheets: Submit data describing planting mix components and certificates indicating that the materials meet specification requirements for review a minimum of 45 business days prior to planned installation of planting mix. Samples: Submit samples of planting mix components for approval a minimum of 45 business days prior to planned installation of planting mix with clear label on samples with relevant identifying characteristics including but not limited to the type of material, percentage of each component materials, source and stockpile location, and manufacturer contact information. Samples to be submitted for review and acceptance at the same time as test reports. Test reports: Submit written laboratory test results for approval within 20 business days of approval of planting mix components.		

Contractor must check and verify all dimensions on the job, and report any discrepancies to the Architect before proceeding with the work.
Do not scale this drawing.

REVISIONS AND ISSUES

REV	DESCRIPTION	DATE	BY
1	REVISED SPA	210809	AB
2	ISSUED FOR TENDER	210824	AB
3	REVISION TO BUILDING PERMIT	220315	AB
4	SI-01	220615	AB
5	BLG SET-OUT CAD	220715	AB
6	ISSUED FOR CONSTRUCTION	220715	AB
7			
8			
9			
10			
11			
12			

MJMA
maclennan jaunkains miller architects
425 adelade street west level 6
toronto ontario m5v 3c1
416 593 4794
www.mjmachitects.com

TRITON ENGINEERING SERVICES LTD
CIVIL ENGINEERS
229 BROADWAY, UNIT 1
ORANGEVILLE, ONTARIO, L9W 1K4
TEL 519 941 0330 FAX 519 941 1830

BLACKWELL
STRUCTURAL ENGINEERS
134 PETER STREET, SUITE 1301
TORONTO, ONTARIO, M5V 2H2
TEL 416.593.5300 FAX 416.593.4840


SMITH + ANDERSON
MECHANICAL AND ELECTRICAL ENGINEERS
1100 - 100 SHEPPARD AVENUE EAST
TORONTO, ONTARIO, M2N 6N5
TEL 416 487 8151

SAYERS FOOD LIMITED

132 BURLEIGH STREET
E. 705.856.4531
e: sayers@apsley.ca

NORTH ARROW

SEAL



PROJECT TITLE

NEW SAYERS FOOD STORE
BURLEIGH STREET, APSLEY

DRAWING TITLE

SUBMITTALS

SCALE

NTS

DATE

JULY 15, 2022

PROJECT NUMBER

2102

DRAWING NUMBER

A022

Contractor must check and verify all dimensions on the job, and report any discrepancies to the Architect before proceeding with the work.
Do not scale this drawing.

REVISIONS AND ISSUES

REV	DESCRIPTION	DATE	BY
1	REVISED SPA	210809	AB
2	ISSUED FOR TENDER	210824	AB
3	REVISION TO BUILDING PERMIT	220315	AB
4	SI-01	220615	AB
5	BLG SET-OUT CAD	220715	AB
6	ISSUED FOR CONSTRUCTION	220715	AB
7			
8			
9			
10			
11			
12			

MJMA

maclean jaunkalns miller architects
425 adelaide street west level 6
toronto ontario m5v 3c1
416 593 4794
www.mjmaarchitects.com

TRITON ENGINEERING SERVICES LTD

CIVIL ENGINEERS
229 BROADWAY, UNIT 1
ORANGEVILLE, ONTARIO, L9W 1K4
TEL 519 941 0330 FAX 519 941 1830

BLACKWELL


STRUCTURAL ENGINEERS
134 PETER STREET, SUITE 1301
TORONTO, ONTARIO, M5V 2H2
TEL 416.593.5300 FAX 416.593.4840

SMITH + ANDERSON

MECHANICAL AND ELECTRICAL ENGINEERS
1100 - 100 SHEPPARD AVENUE EAST
TORONTO, ONTARIO, M2N 6N5
TEL 416.487.8151

SAYERS FOOD LIMITED

132 BURLEIGH STREET
E. 705.856.4531
e: sayers@apsley.ca



PROJECT TITLE

**NEW SAYERS FOOD STORE
BURLEIGH STREET, APSLEY**

DRAWING TITLE

**GROUND LEVEL
FLOOR PLAN**

SCALE

1:100

DATE

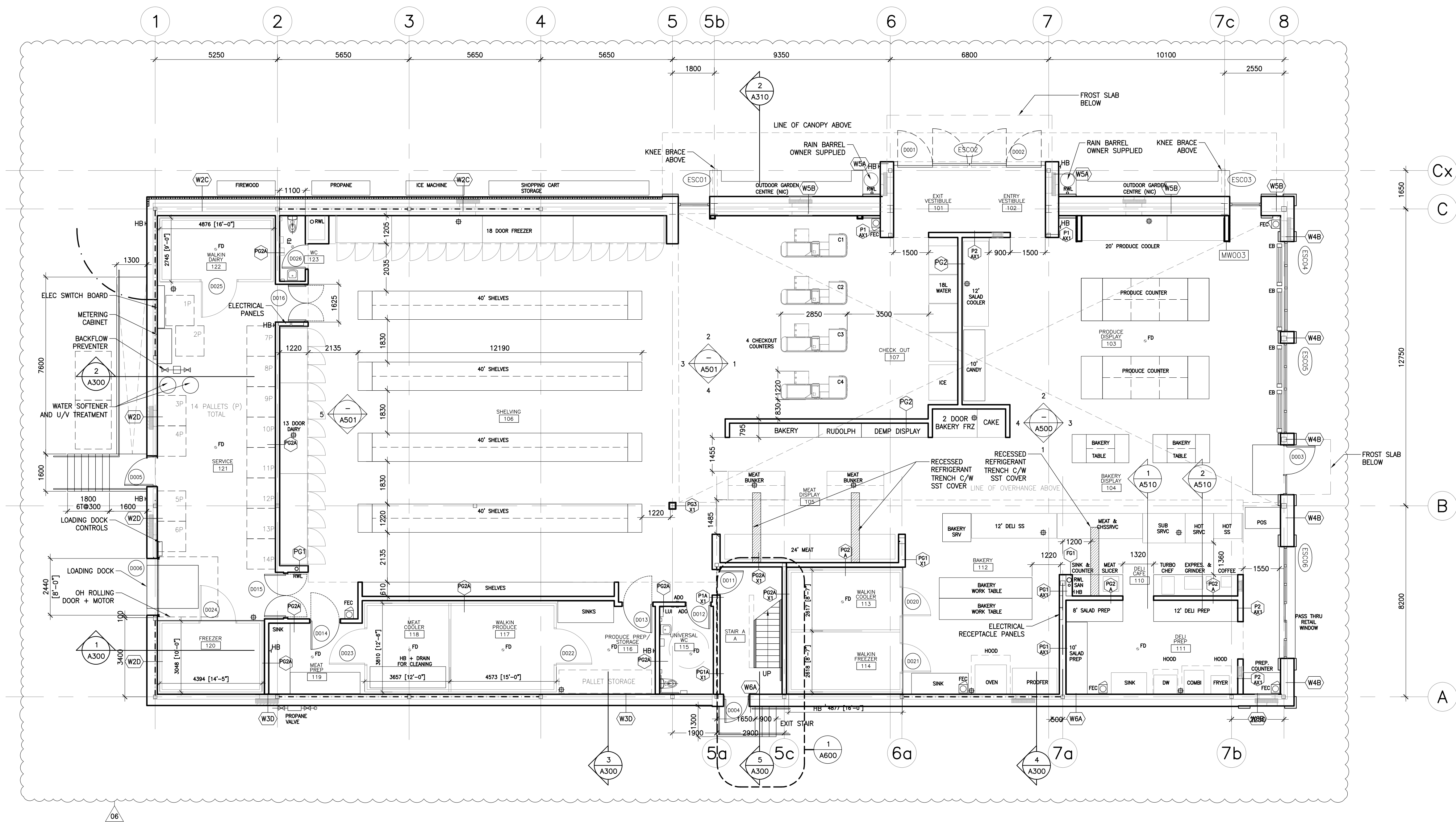
JULY 15, 2022

PROJECT NUMBER

2102

DRAWING NUMBER

A100



Contractor must check and verify all dimensions on the job, and report any discrepancies to the Architect before proceeding with the work.
Do not scale this drawing.

REVISIONS AND ISSUES

REV	DESCRIPTION	DATE	BY
1	REVISED SPA	210809	AB
2	ISSUED FOR TENDER	210824	AB
3	REVISION TO BUILDING PERMIT	220315	AB
4	SI-01	220615	AB
5	BLG SET-OUT CAD	220715	AB
6	ISSUED FOR CONSTRUCTION	220715	AB
7			
8			
9			
10			
11			
12			

MJMA

maclellan jaunkalns miller architects
425 adelade street west level 6
toronto ontario m5v 3c1
416 593 4794
www.mjmaarchitects.com

TRITON ENGINEERING SERVICES LTD

CIVIL ENGINEERS
229 BROADWAY, UNIT 1
ORANGEVILLE, ONTARIO, L9W 1K4
TEL 519 941 0330 FAX 519 941 1830

BLACKWELL


STRUCTURAL ENGINEERS
134 PETER STREET, SUITE 1301
TORONTO, ONTARIO, M5V 2H2
TEL 416.593.5300 FAX 416.593.4840

SMITH + ANDERSON

MECHANICAL AND ELECTRICAL ENGINEERS
1100 - 100 SHEPPARD AVENUE EAST
TORONTO, ONTARIO, M2N 6N5
TEL 416.487.8151

SAYERS FOOD LIMITED

132 BURLEIGH STREET
E. 705.896.4531
e: sayers@apsley.ca



PROJECT TITLE

**NEW SAYERS FOOD STORE
BURLEIGH STREET, APSLEY**

DRAWING TITLE

**LEVEL 2
FLOOR PLAN**

SCALE

1:100

DATE

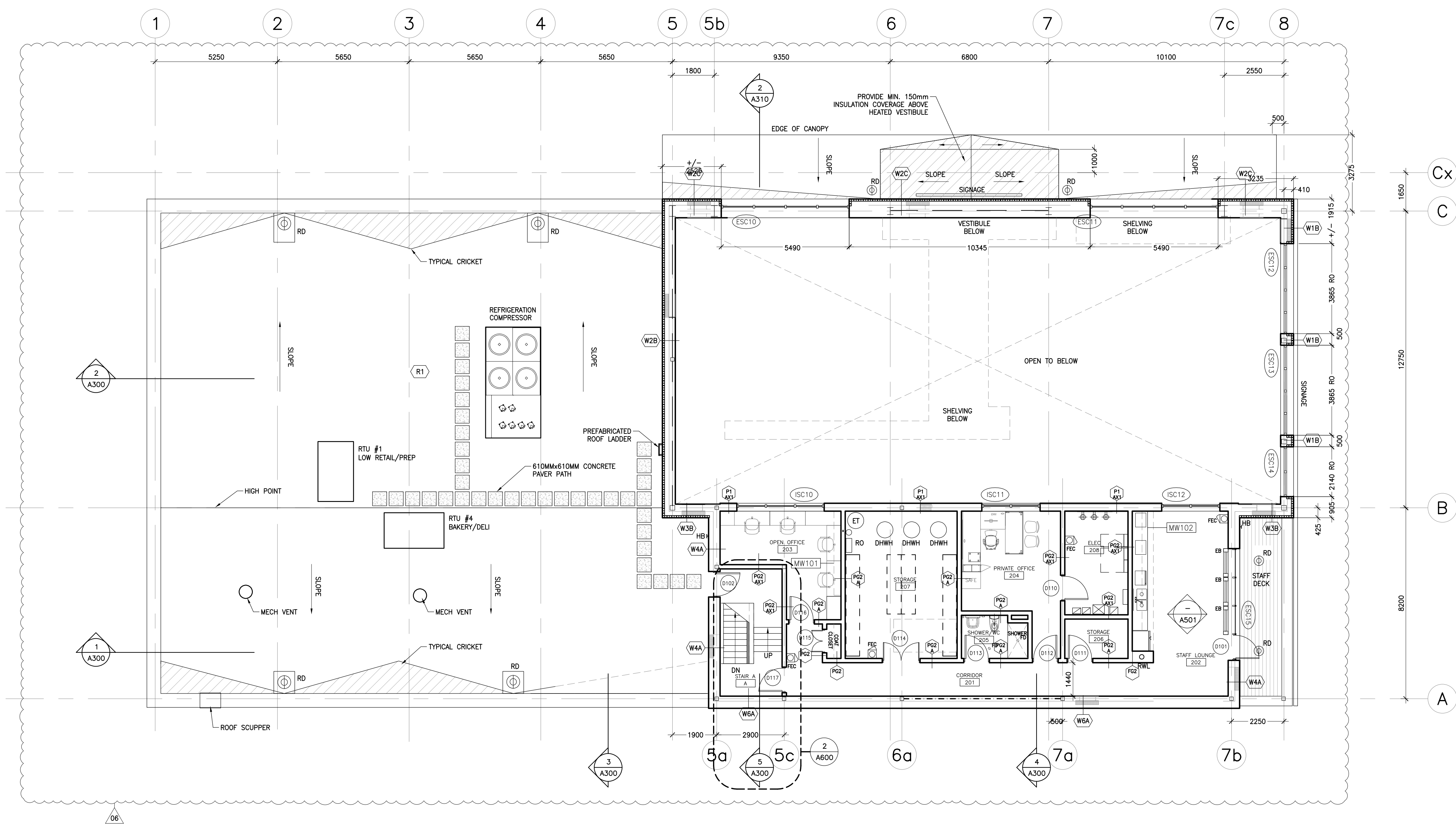
JULY 15, 2022

PROJECT NUMBER

2102

DRAWING NUMBER

A101



Contractor must check and verify all dimensions on the job, and report any discrepancies to the Architect before proceeding with the work.
Do not scale this drawing.

REVISIONS AND ISSUES

REV	DESCRIPTION	DATE	BY
1	REVISED SPA	210809	AB
2	ISSUED FOR TENDER	210824	AB
3	REVISION TO BUILDING PERMIT	220315	AB
4	SI-01	220615	AB
5	BLG SET-OUT CAD	220715	AB
6	ISSUED FOR CONSTRUCTION	220715	AB
7			
8			
9			
10			
11			
12			

MJMA

maclellenn jaunkalns miller architects
425 adelade street west level 6
toronto ontario m5v 3c1
416 593 4794
www.mjmaarchitects.com

TRITON ENGINEERING SERVICES LTD

CIVIL ENGINEERS
229 BROADWAY, UNIT 1
ORANGEVILLE, ONTARIO, L9W 1K4
TEL 519 941 0330 FAX 519 941 1830

BLACKWELL


STRUCTURAL ENGINEERS
134 PETER STREET, SUITE 1301
TORONTO, ONTARIO, M5V 2H2
TEL 416.593.5300 FAX 416.593.4840

SMITH + ANDERSON

MECHANICAL AND ELECTRICAL ENGINEERS
1100 - 100 SHEPPARD AVENUE EAST
TORONTO, ONTARIO, M2N 6N5
TEL 416.487.8151

SAYERS FOOD LIMITED

132 BURLEIGH STREET
E 705.806.4531
e: sayers@apsley.ca



PROJECT TITLE

**NEW SAYERS FOOD STORE
BURLEIGH STREET, APSLEY**

DRAWING TITLE

ROOF PLAN

SCALE

1:100

DATE

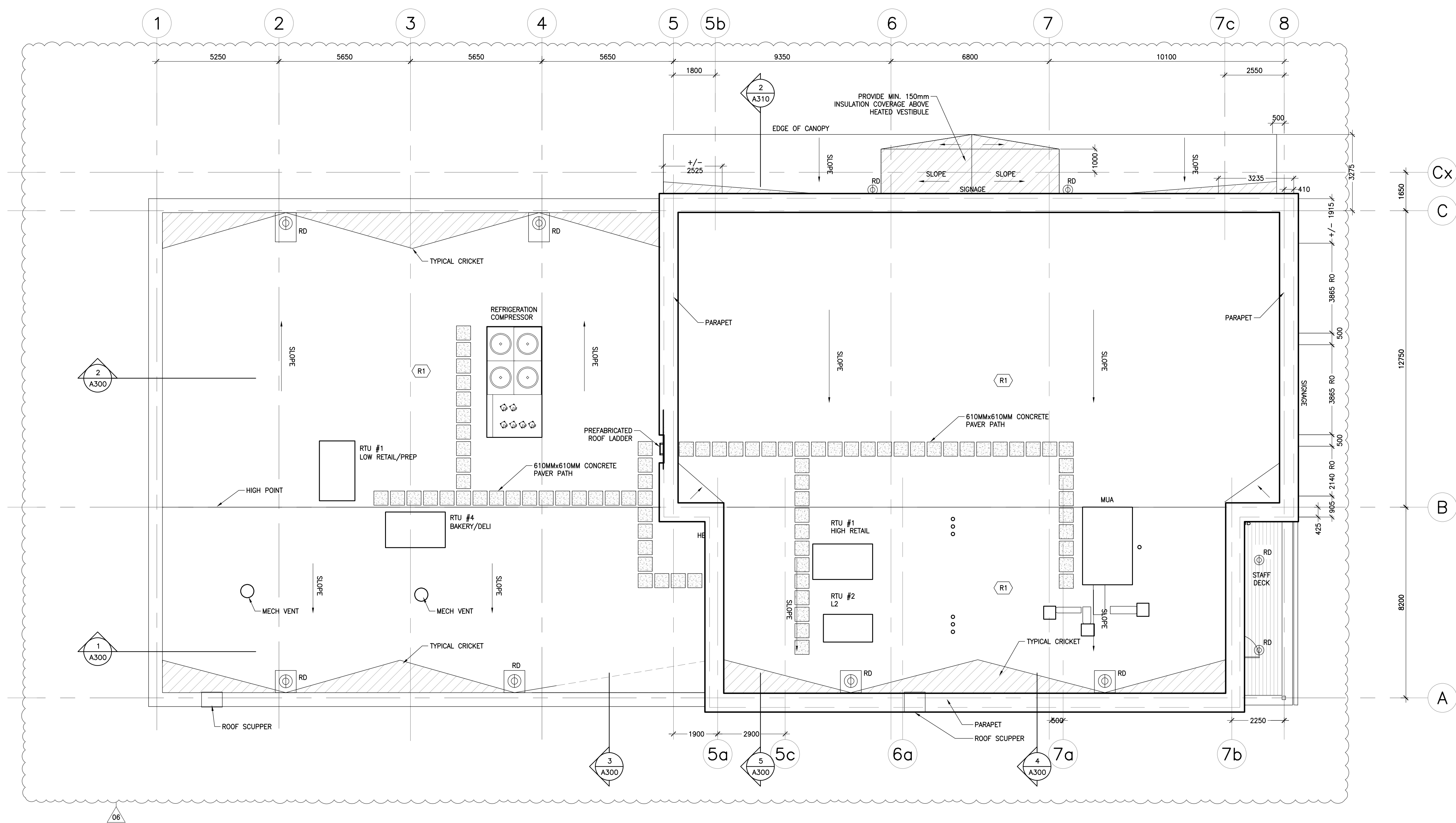
JULY 15, 2022

PROJECT NUMBER

2102

DRAWING NUMBER

A102



Contractor must check and verify all dimensions on the job, and report any discrepancies to the Architect before proceeding with the work.
Do not scale this drawing.

REVISIONS AND ISSUES

REV	DESCRIPTION	DATE	BY
1	REVISED SPA	210809	AB
2	ISSUED FOR TENDER	210824	AB
3	REVISION TO BUILDING PERMIT	220315	AB
4	SI-01	220615	AB
5	BLG SET-OUT CAD	220715	AB
6	ISSUED FOR CONSTRUCTION	220715	AB
7			
8			
9			
10			
11			
12			

MJMA

macLennan jaunkalns miller architects
425 adelade street west level 6
toronto ontario m5v 3c1
416 593 4794
www.mjmaarchitects.com

TRITON ENGINEERING SERVICES LTD

CIVIL ENGINEERS
229 BROADWAY, UNIT 1
ORANGEVILLE, ONTARIO, L9W 1K4
TEL 519 941 0330 FAX 519 941 1830

BLACKWELL

STRUCTURAL ENGINEERS
134 PETER STREET, SUITE 1301
TORONTO, ONTARIO, M5V 2H2
TEL 416.593.5300 FAX 416.593.4840

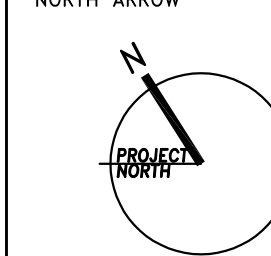
SMITH + ANDERSON

MECHANICAL AND ELECTRICAL ENGINEERS
1100 - 100 SHEPPARD AVENUE EAST
TORONTO, ONTARIO, M2N 6N5
TEL 416 487 8151

SAYERS FOOD LIMITED

132 BURLEIGH STREET
E 705.856.4531
e: sayers@apsley.ca

NORTH ARROW



SEAL



PROJECT TITLE

**NEW SAYERS FOOD STORE
BURLEIGH STREET, APSLEY**

DRAWING TITLE

**GROUND LEVEL
SETOUT PLAN**

SCALE

1:100

DATE

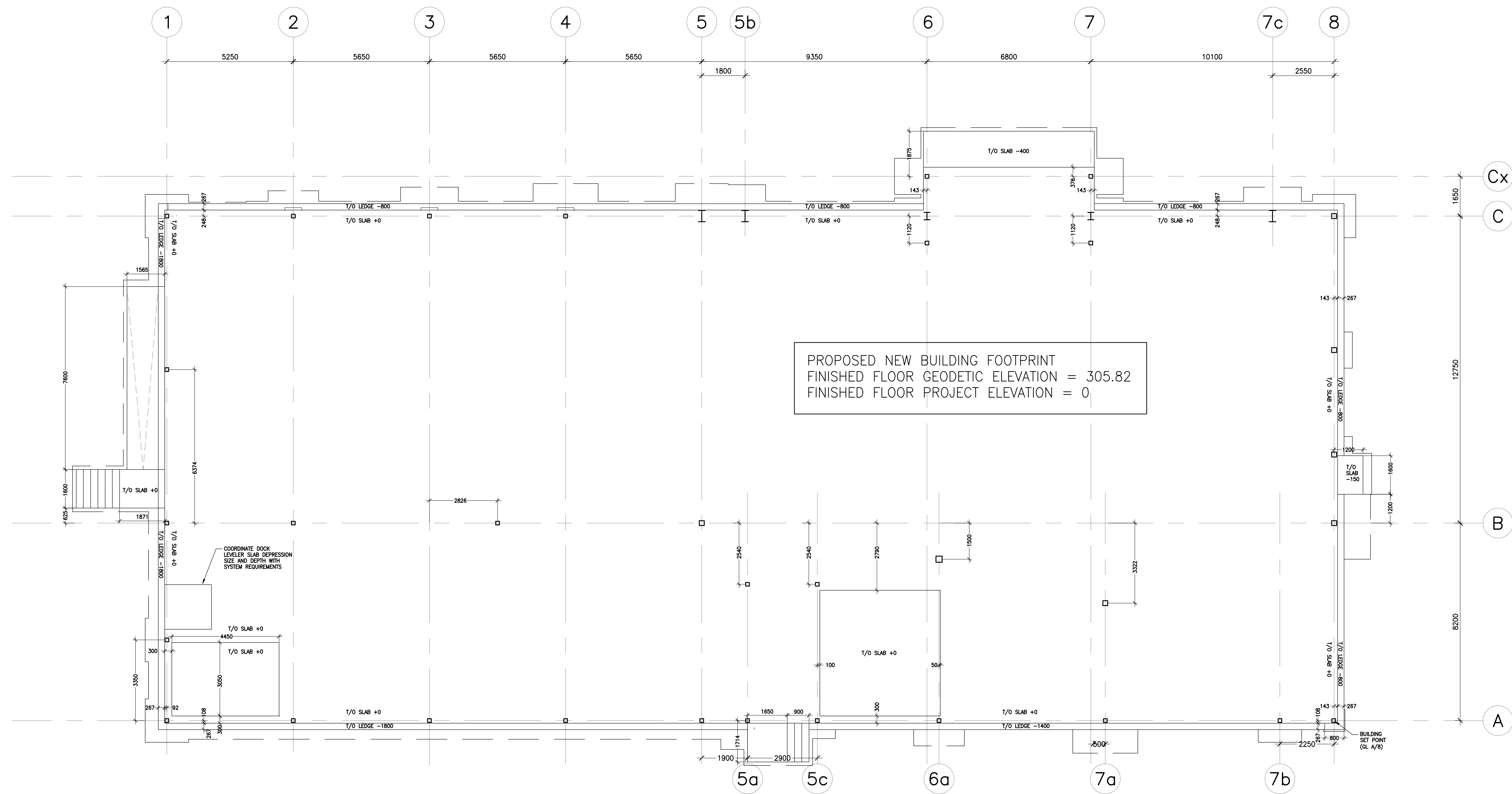
JULY 15, 2022

PROJECT NUMBER

2102

DRAWING NUMBER

A120



Contractor must check and verify all dimensions on the job, and report any discrepancies to the Architect before proceeding with the work.
Do not scale this drawing.

REVISIONS AND ISSUES

REV	DESCRIPTION	DATE	BY
1	REVISED SPA	210809	AB
2	ISSUED FOR TENDER	210824	AB
3	REVISION TO BUILDING PERMIT	220315	AB
4	SI-01	220615	AB
5	BLG SET-OUT CAD	220715	AB
6	ISSUED FOR CONSTRUCTION	220715	AB
7			
8			
9			
10			
11			
12			

MJMA
maclennan jaunkalns miller architects
425 adelade street west level 6
toronto ontario m5v 3c1
416 593 4794
www.mjmaarchitects.com

TRITON ENGINEERING SERVICES LTD
CIVIL ENGINEERS
229 BROADWAY, UNIT 1
ORANGEVILLE, ONTARIO, L9W 1K4
TEL 519 941 0330 FAX 519 941 1830

BLACKWELL
STRUCTURAL ENGINEERS
134 PETER STREET, SUITE 1301
TORONTO, ONTARIO, M5V 2H2
TEL 416.593.5300 FAX 416.593.4840


SMITH + ANDERSON
MECHANICAL AND ELECTRICAL ENGINEERS
1100 - 100 SHEPPARD AVENUE EAST
TORONTO, ONTARIO, M2N 6N5
TEL 416.487.8151

SAYERS FOOD LIMITED

132 BURLEIGH STREET
E 705.856.4531
e: sayers@apsley.ca

NORTH ARROW

SEAL



PROJECT TITLE
**NEW SAYERS FOOD STORE
BURLEIGH STREET, APSLEY**

DRAWING TITLE
**GROUND LEVEL
REFLECTED CEILING PLANS**

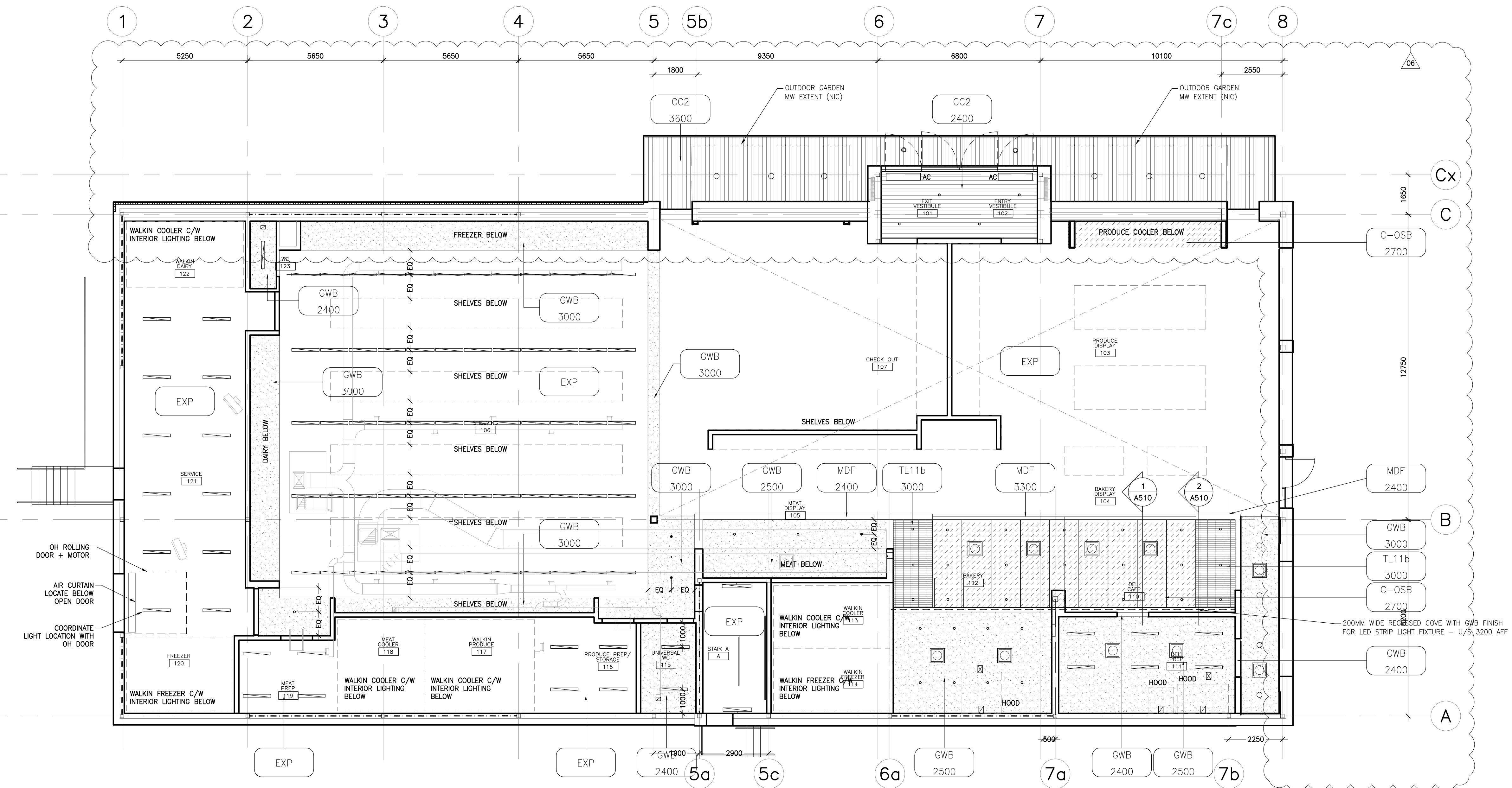
SCALE
1:100

DATE
JULY 15, 2022

PROJECT NUMBER
2102

DRAWING NUMBER

A150



Contractor must check and verify all dimensions on the job, and report any discrepancies to the Architect before proceeding with the work.
Do not scale this drawing.

REVISIONS AND ISSUES

REV	DESCRIPTION	DATE	BY
1	REVISED SPA	210809	AB
2	ISSUED FOR TENDER	210824	AB
3	REVISION TO BUILDING PERMIT	220315	AB
4	SI-01	220615	AB
5	BLG SET-OUT CAD	220715	AB
6	ISSUED FOR CONSTRUCTION	220715	AB
7			
8			
9			
10			
11			
12			

MJMA

macIennan jaunkalns miller architects
425 adelade street west level 6
toronto ontario m5v 3c1
416 593 4794
www.mjmaarchitects.com

TRITON ENGINEERING SERVICES LTD
CIVIL ENGINEERS

229 BROADWAY, UNIT 1
ORANGEVILLE, ONTARIO, L9W 1K4
TEL 519 941 0330 FAX 519 941 1830

BLACKWELL
STRUCTURAL ENGINEERS

134 PETER STREET, SUITE 1301
TORONTO, ONTARIO, M5V 2H2
TEL 416.593.5300 FAX 416.593.4840

SMITH + ANDERSON
MECHANICAL AND ELECTRICAL ENGINEERS


1100 - 100 SHEPPARD AVENUE EAST
TORONTO, ONTARIO, M2N 6N5
TEL 416.487.8151

SAYERS FOOD LIMITED

132 BURLEIGH STREET
E 705.856.4531
e: sayers@apsley.ca

NORTH ARROW

SEAL



PROJECT TITLE

**NEW SAYERS FOOD STORE
BURLEIGH STREET, APSLEY**

DRAWING TITLE

**LEVEL 2
REFLECTED CEILING PLAN**

SCALE

1:100

DATE

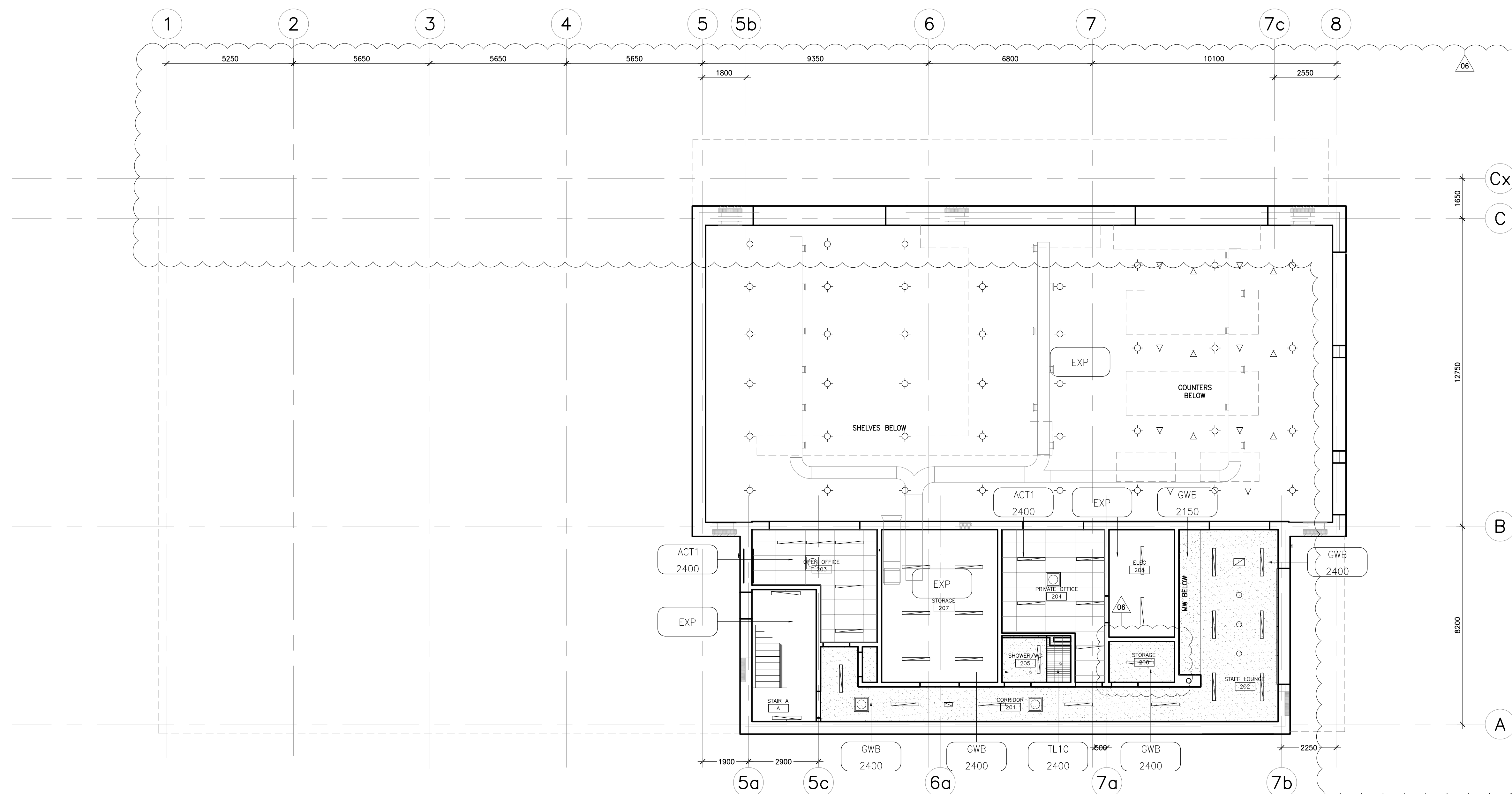
JULY 15, 2022

PROJECT NUMBER

2102

DRAWING NUMBER

A151



Contractor must check and verify all dimensions on the job, and report any discrepancies to the Architect before proceeding with the work.
Do not scale this drawing.

REVISIONS AND ISSUES			
REV	DESCRIPTION	DATE	BY
1	REVISED SPA	210809	AB
2	ISSUED FOR TENDER	210824	AB
3	REVISION TO BUILDING PERMIT	220315	AB
4	SI-01	220615	AB
5	BLG SET-OUT CAD	220715	AB
6	ISSUED FOR CONSTRUCTION	220715	AB
7			
8			
9			
10			
11			
12			

MJMA

maclean jankins miller architects
425 adelaide street west level 6
toronto ontario m5v 3c1
416 593 4794
www.mjmaarchitects.com


TRITON ENGINEERING SERVICES LTD
CIVIL ENGINEERS
229 BROADWAY, UNIT 1
ORANGEVILLE, ONTARIO, L9W 1K4
TEL 519 941 0330 FAX 519 941 1830

BLACKWELL
STRUCTURAL ENGINEERS
134 PETER STREET, SUITE 1301
TORONTO, ONTARIO, M5V 2H2
TEL 416.593.5300 FAX 416.593.4840

SMITH + ANDERSON
MECHANICAL AND ELECTRICAL ENGINEERS
1100 - 100 SHEPPARD AVENUE EAST
TORONTO, ONTARIO, M2N 6N5
TEL 416 487 8151

SAYERS FOOD LIMITED

132 BURLEIGH STREET
E 705.856.4531
e: sayers@apsley.ca



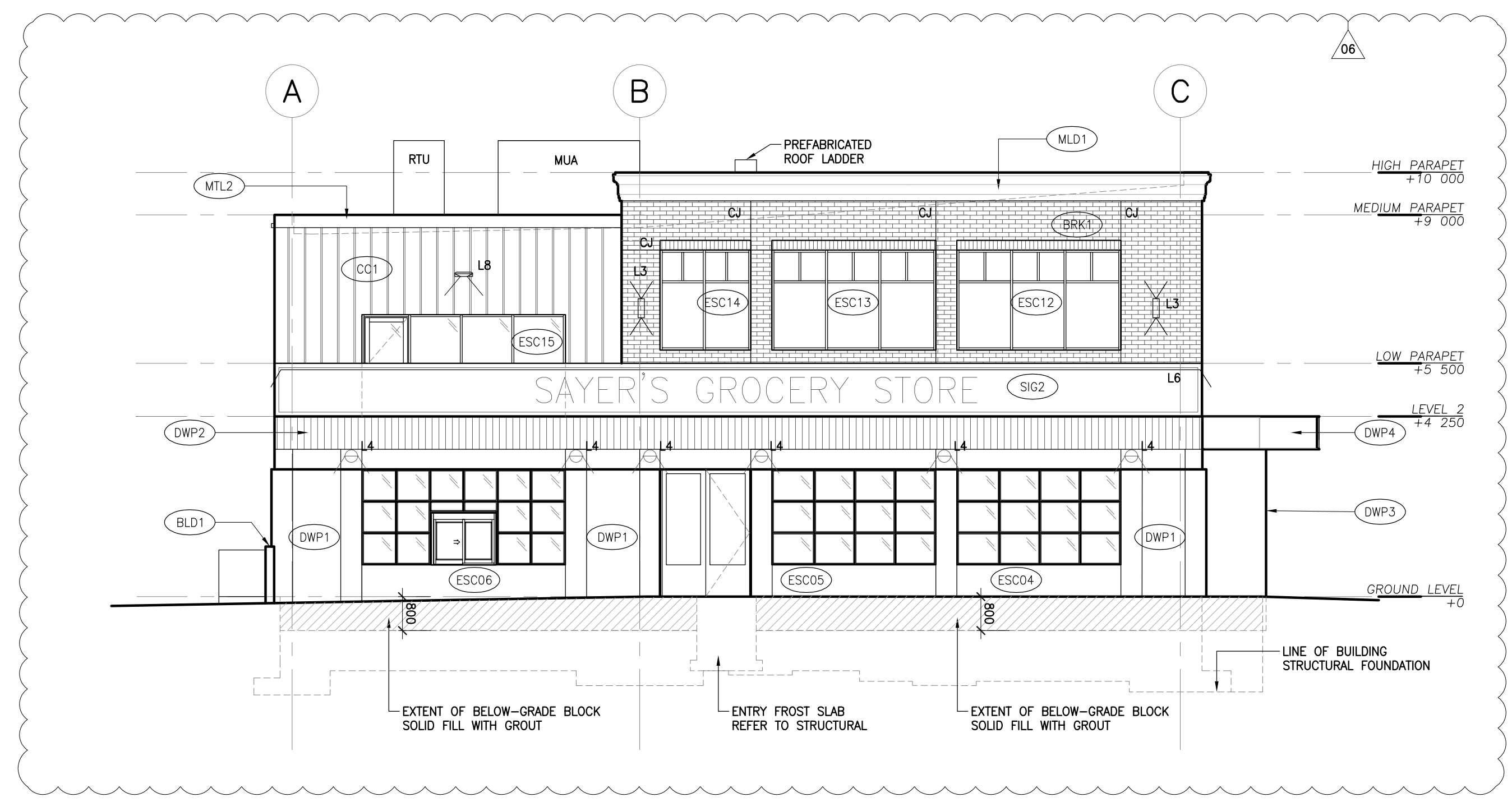
PROJECT TITLE
**NEW SAYERS FOOD STORE
BURLEIGH STREET, APSLEY**

DRAWING TITLE
BUILDING ELEVATIONS

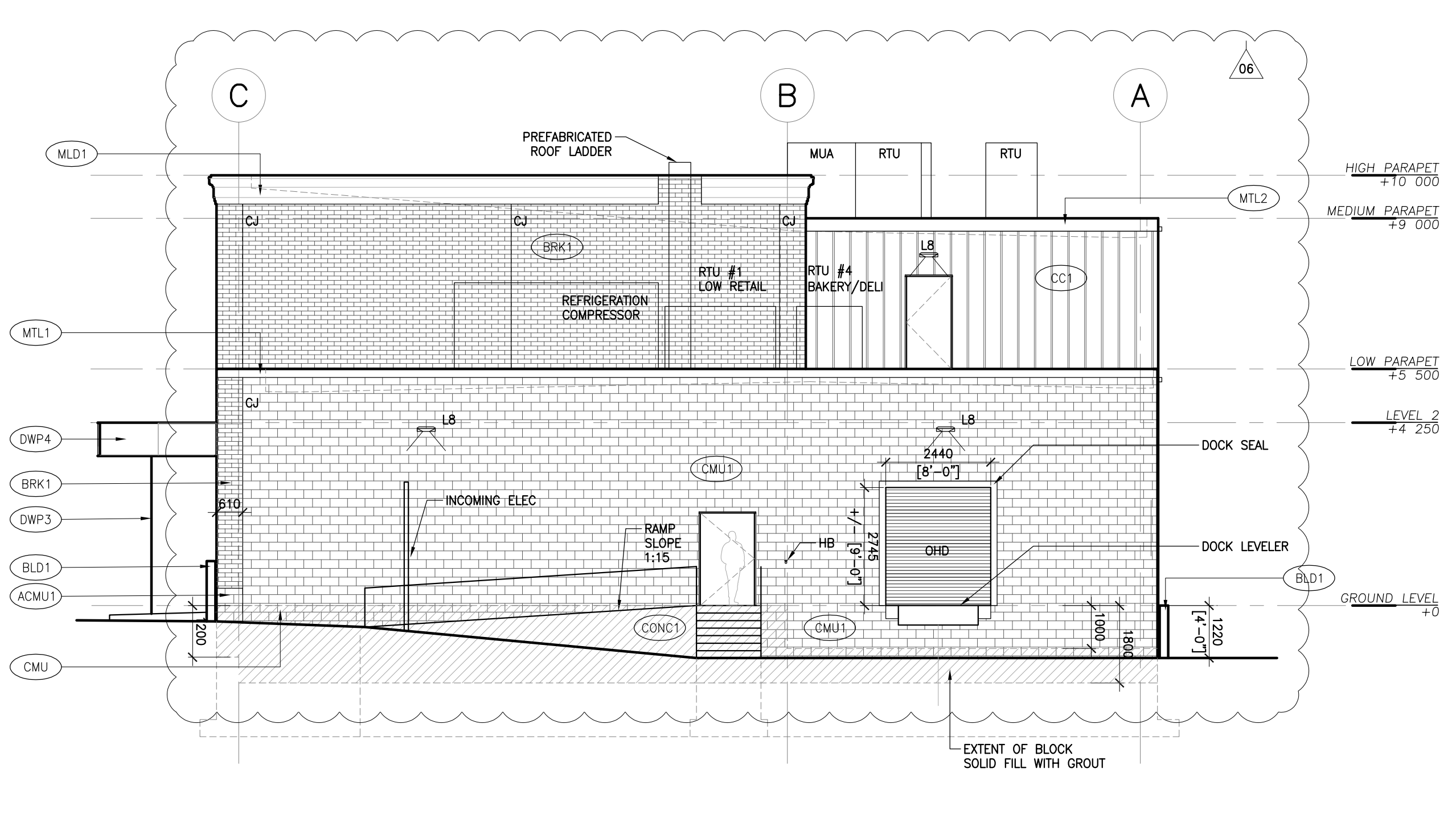
SCALE
1:100
DATE
JULY 15, 2022

PROJECT NUMBER
2102
DRAWING NUMBER

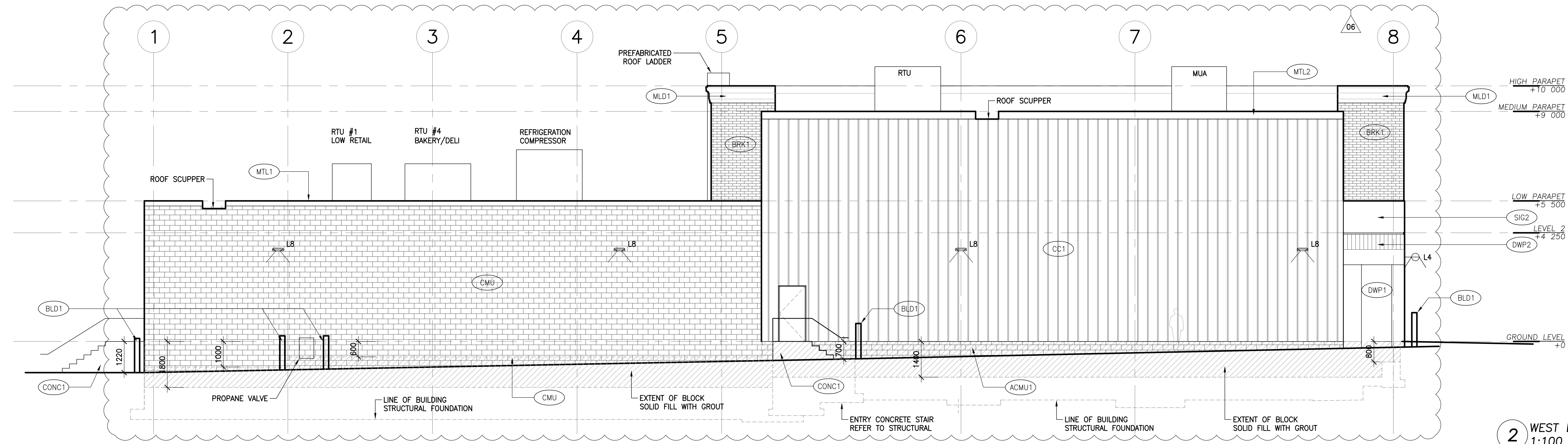
A200



**3 SOUTH ELEVATION
1:100**



**4 NORTH ELEVATION
1:100**



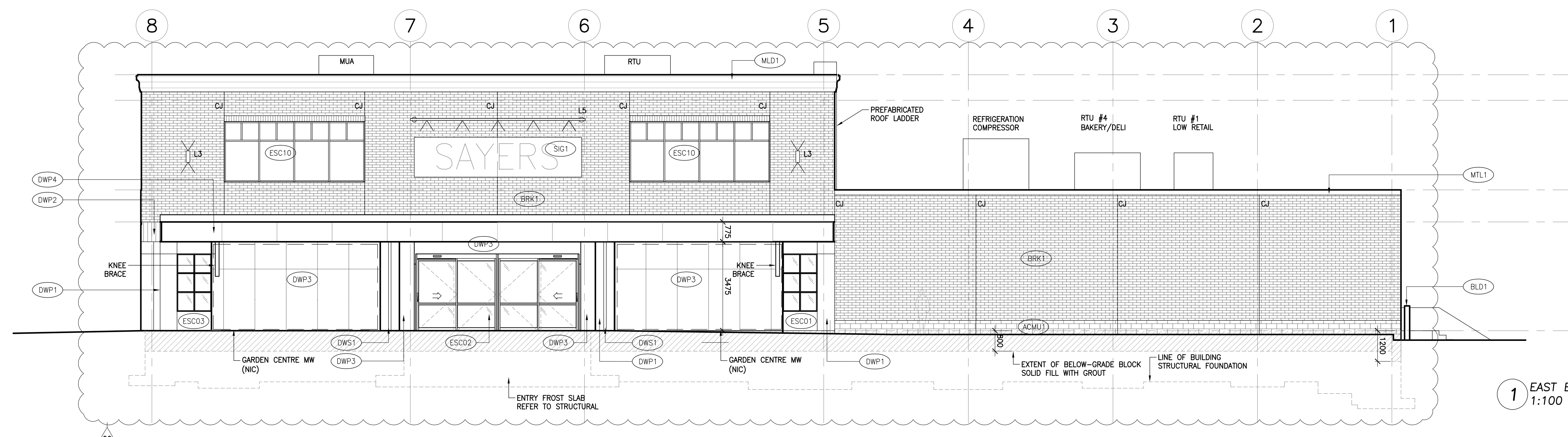
**2 WEST ELEVATION
1:100**

EXTERIOR LIGHTING SCHEDULE

Lighting Fixture	Direction
L1 PARKING LOT LIGHT POST	DOWN
L2 PARKETTE ACCENT LIGHT	DOWN
L3 FACADE UP/DOWN LIGHT	UP/DOWN
L4 FACADE SCENCE	DOWN
L5 FACADE EAST SIGN	DOWN
L6 FACADE SOUTH SIGN	DOWN
L7	-
L8 FACADE SERVICE	DOWN
L9	-
L10 MARKET STALL ACCENT	DOWN
L11 CANOPY POT LIGHTS	DOWN

ELEVATION MATERIAL LEGEND

ACMU1	ARCHITECTURAL CONCRETE MASONRY UNITS
CMU	CONCRETE MASONRY UNITS
BRK1	BRICK
CC1	CEMENT CLADDING - BOARD AND BATTEN TEXTURE
DWP1	DECORATIVE WALL PANELING - PAINTED
DWP2	DECORATIVE WALL PANELING - PAINTED (CC2 + CUSTOM MOLDING)
DWP3	EAST ENTRY PANELING - PAINTED (CC2 + CUSTOM MOLDING)
DWP4	CANOPY FASCIA PANELING - PAINTED (CC2 + CUSTOM MOLDING)
MLD1	EXTERIOR MOLDING - PAINTED PLASTER
CONC1	CIP CONCRETE
MTL1	PREFINISHED METAL FLASHING
MTL2	PREFINISHED METAL FLASHING
-	-
WD1	EXTERIOR WOOD FENCE STAINED
WD2	EXTERIOR WOOD GARDEN STALLS STAINED
BLD1	METAL BOLLARD PAINTED
FC1	FABRIC CANOPY
SIG1	EAST SIGNAGE PANEL
SIG2	SOUTH SIGNAGE PANEL
DWS1	PTD METAL DOWNSPOUT
SPP1	SOLID PHENOLIC PANEL



**1 EAST ELEVATION
1:100**

Contractor must check and verify all dimensions on the job, and report any discrepancies to the Architect before proceeding with the work.
Do not scale this drawing.

REVISIONS AND ISSUES

REV	DESCRIPTION	DATE	BY
1	REVISED SPA	210809	AB
2	ISSUED FOR TENDER	210824	AB
3	REVISION TO BUILDING PERMIT	220315	AB
4	SI-01	220615	AB
5	BLG SET-OUT CAD	220715	AB
6	ISSUED FOR CONSTRUCTION	220715	AB
7			
8			
9			
10			
11			
12			

MJMA

maclellan jaunkalns miller architects
425 adelade street west level 6
toronto ontario m5v 3c1
416 519 4794
www.mjmaarchitects.com

TRITON ENGINEERING SERVICES LTD
CIVIL ENGINEERS
229 BROADWAY, UNIT 1
ORANGEVILLE, ONTARIO, L9W 1K4
TEL 519 941 0330 FAX 519 941 1830

BLACKWELL
STRUCTURAL ENGINEERS
134 PETER STREET, SUITE 1301
TORONTO, ONTARIO, M5V 2H2
TEL 416.593.5300 FAX 416.593.4840

SMITH + ANDERSON
MECHANICAL AND ELECTRICAL ENGINEERS
1100 - 100 SHEPPARD AVENUE EAST
TORONTO, ONTARIO, M2N 6N5
TEL 416.487.8151

SAYERS FOOD LIMITED

132 BURLEIGH STREET
E 705.856.4531
e: sayers@apsley.ca

NORTH ARROW

SEAL



PROJECT TITLE

**NEW SAYERS FOOD STORE
BURLEIGH STREET, APSLEY**

DRAWING TITLE

BUILDING SECTIONS

SCALE

1:100

DATE

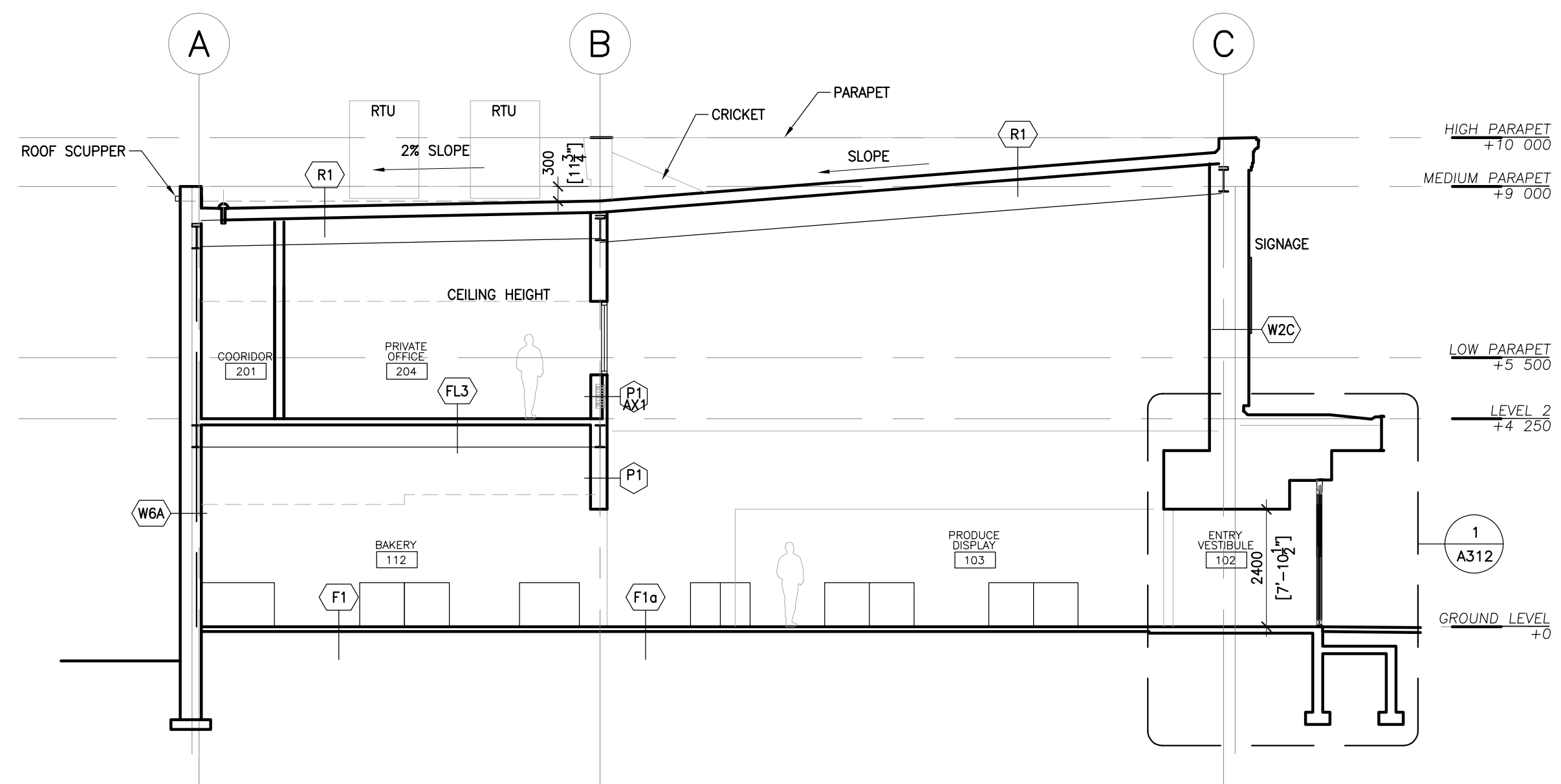
JULY 15, 2022

PROJECT NUMBER

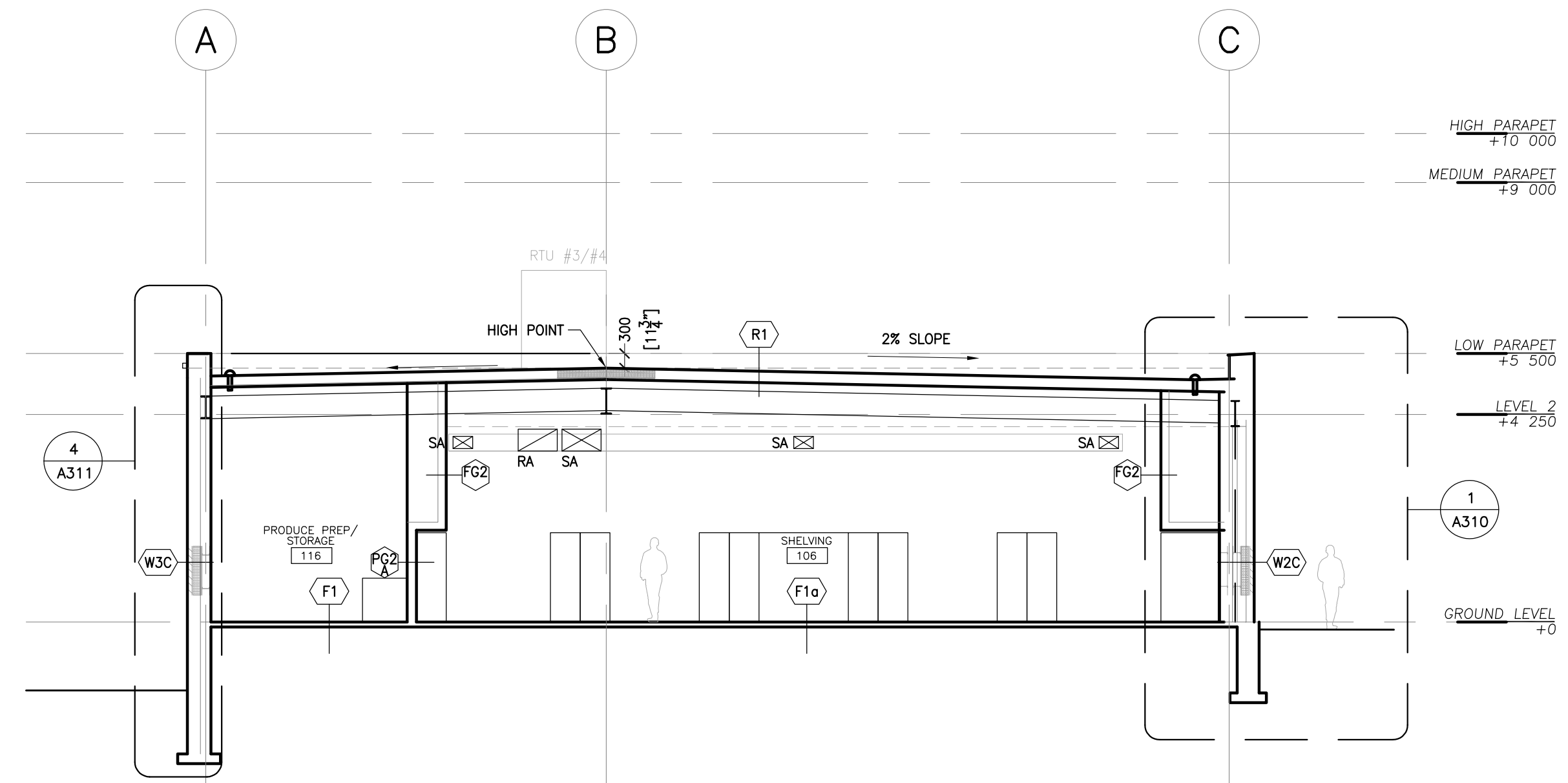
2102

DRAWING NUMBER

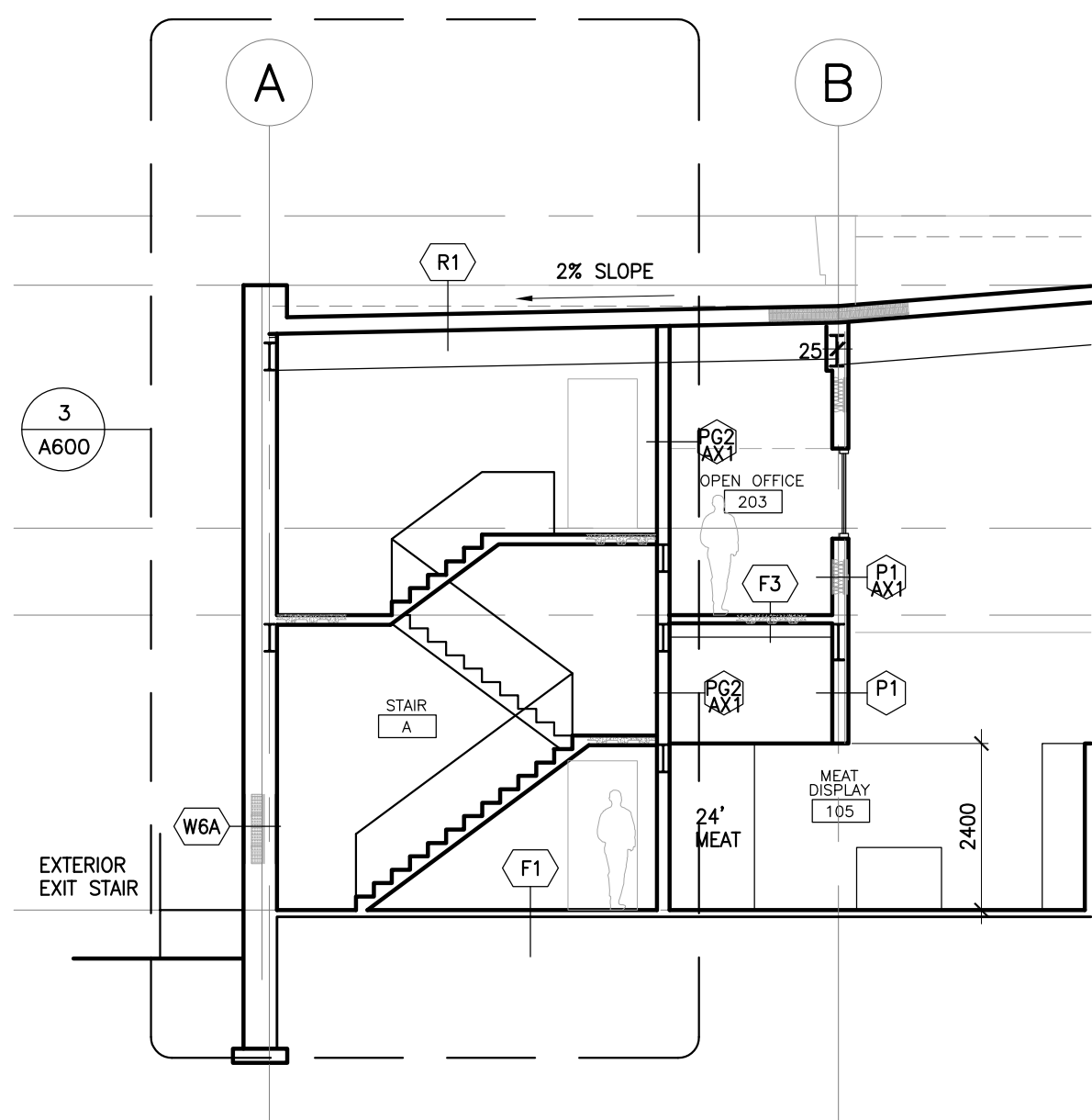
A300



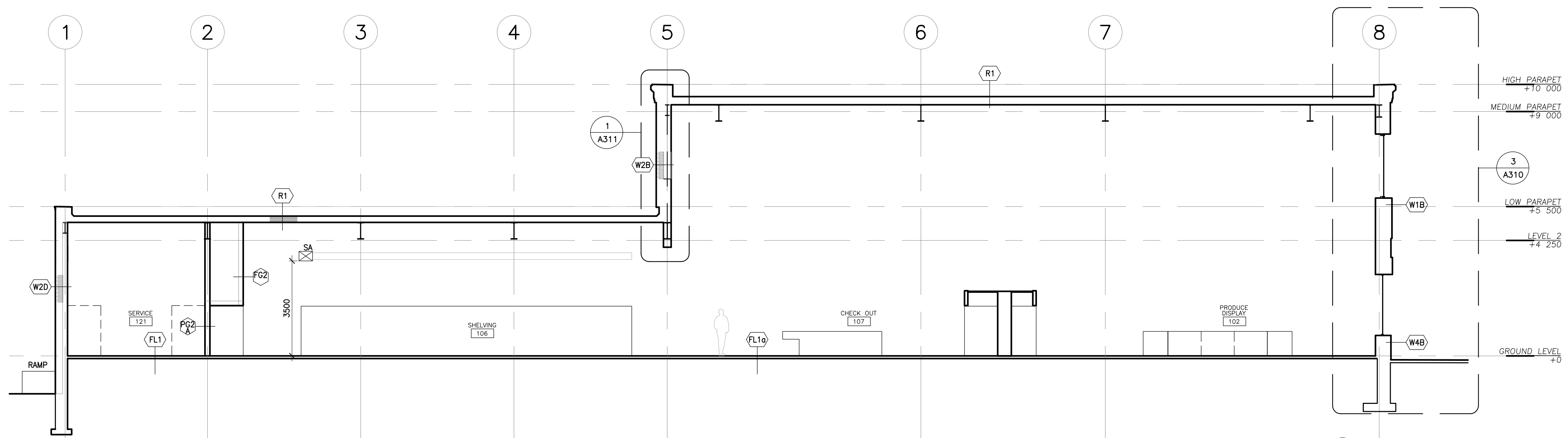
**4 EAST-WEST BUILDING SECTION
1:100**



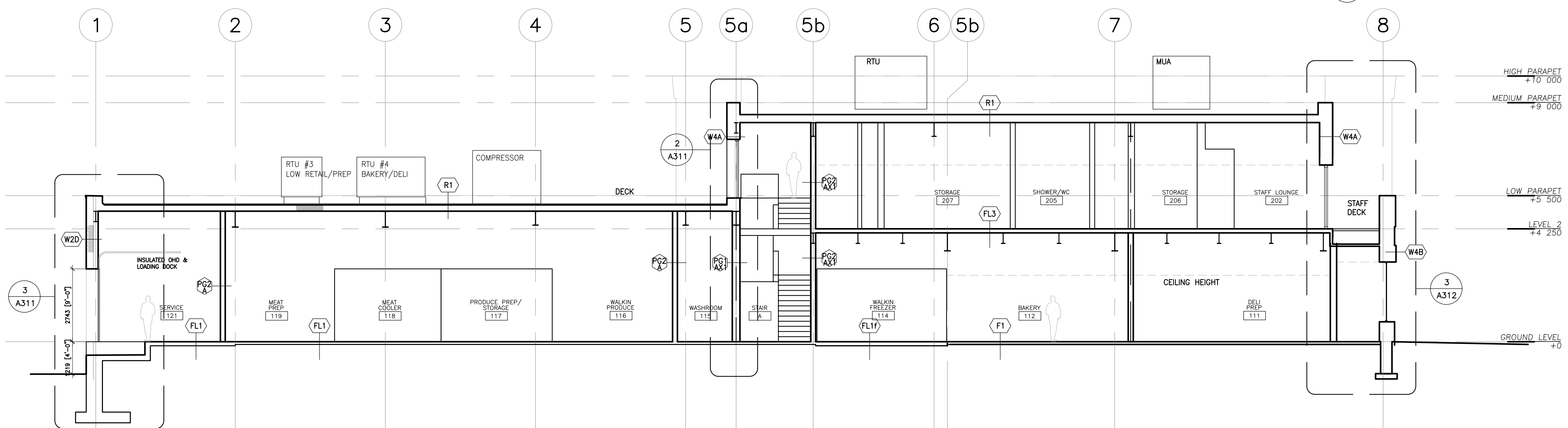
**3 EAST-WEST BUILDING SECTION
1:100**



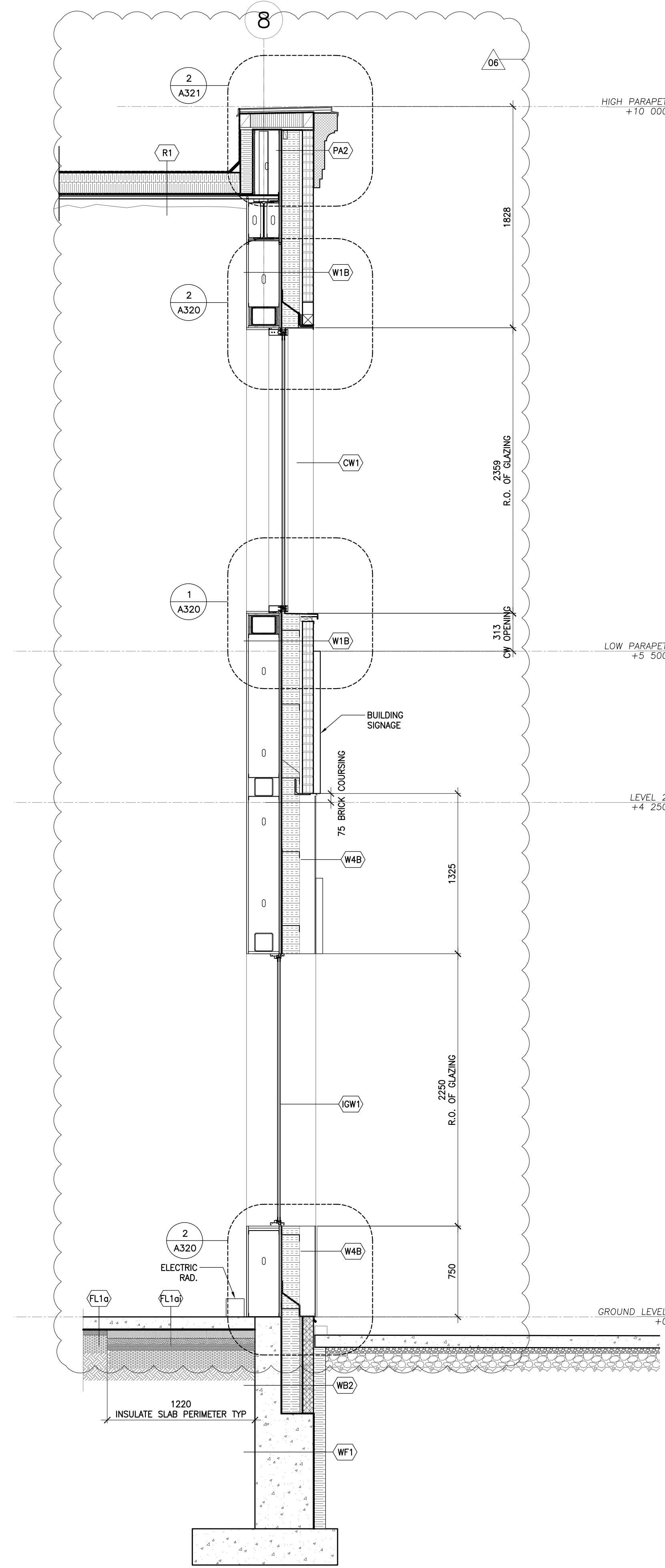
**5 EAST-WEST BUILDING SECTION
1:100**



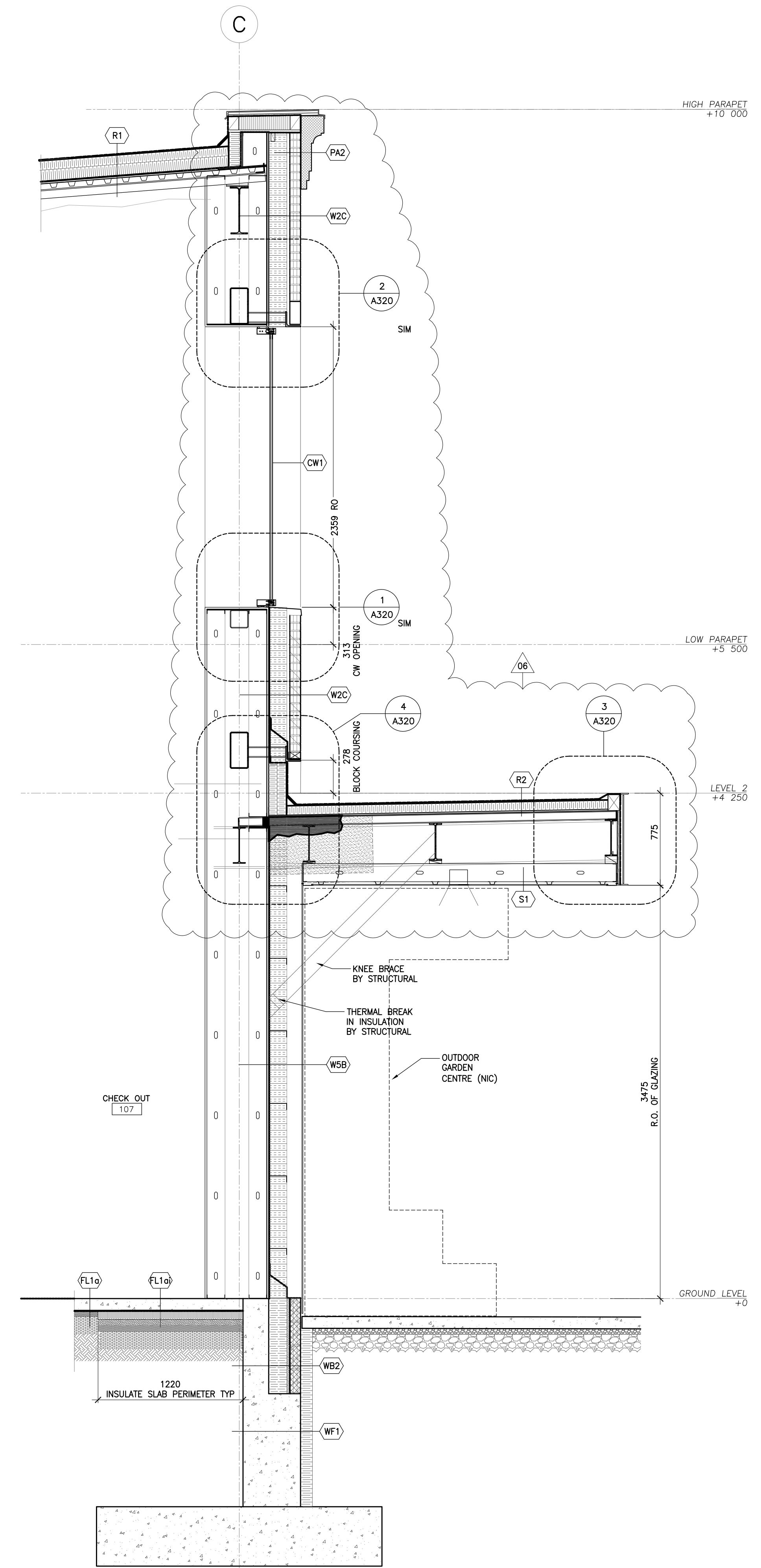
**2 NORTH-SOUTH BUILDING SECTION
1:100**



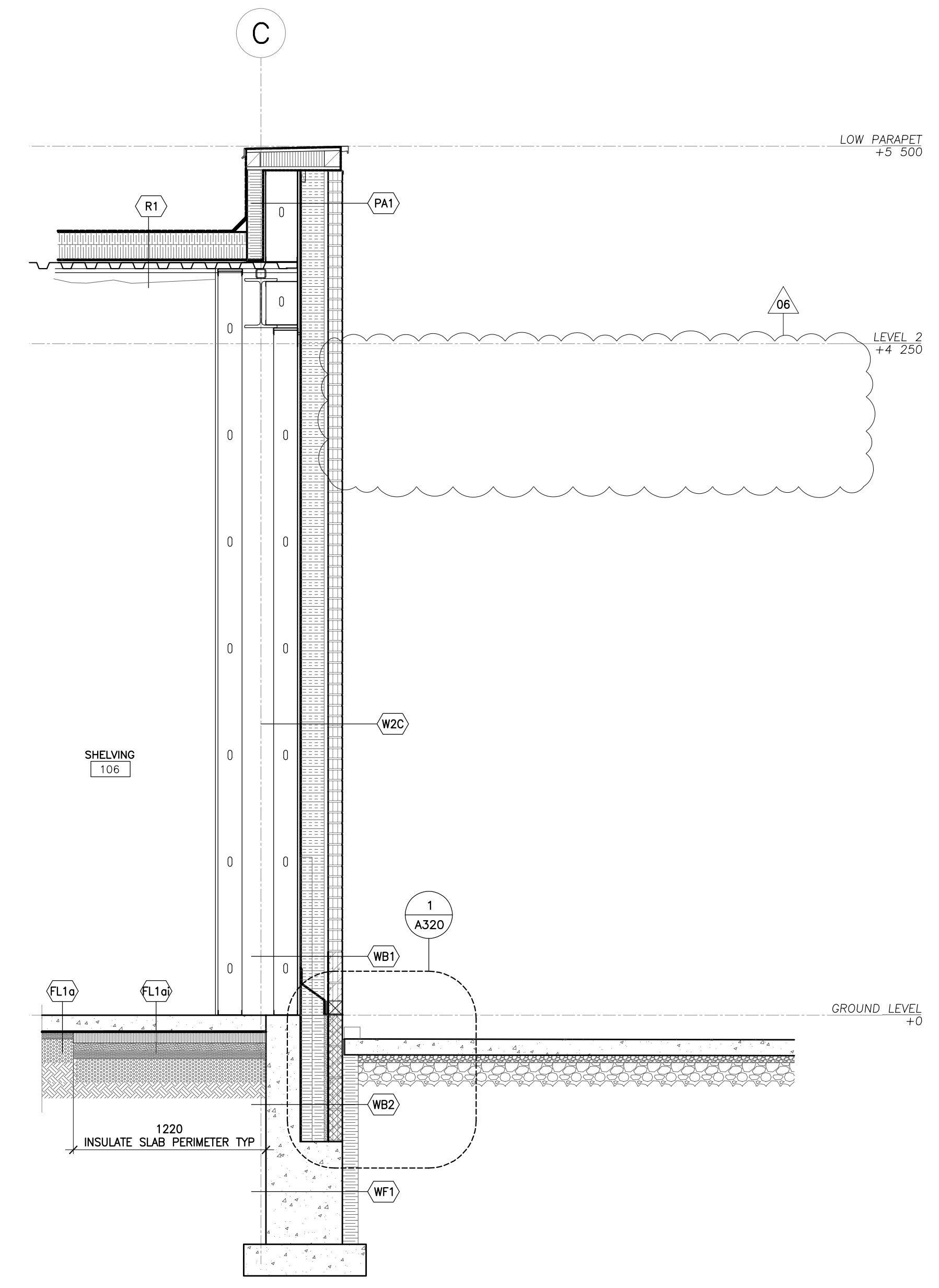
**1 NORTH-SOUTH BUILDING SECTION
1:100**



3 SOUTH WALL SECTION - CANOPY
1:25



2 EAST WALL SECTION - GARDEN CENTRE
1:25



1 EAST WALL SECTION
1:25

Contractor must check and verify all dimensions on the job, and report any discrepancies to the Architect before proceeding with the work.
Do not scale this drawing.

REVISIONS AND ISSUES			
REV	DESCRIPTION	DATE	BY
1	REVISED SPA	210809	AB
2	ISSUED FOR TENDER	210824	AB
3	REVISION TO BUILDING PERMIT	220315	AB
4	SI-01	220615	AB
5	BLG SET-OUT CAD	220715	AB
6	ISSUED FOR CONSTRUCTION	220715	AB
7			
8			
9			
10			
11			
12			

MJMA
maclean jaunkalns miller architects
425 adelaide street west level 6
toronto ontario m5v 3c1
416 593 4794
www.mjmaarchitects.com

TRITON ENGINEERING SERVICES LTD
CIVIL ENGINEERS
229 BROADWAY, UNIT 1
ORANGEVILLE, ONTARIO, L9W 1K4
TEL 519 941 0330 FAX 519 941 1830

BLACKWELL
STRUCTURAL ENGINEERS
134 PETER STREET, SUITE 1301
TORONTO, ONTARIO, M5V 2H2
TEL 416 593 5300 FAX 416 593 4840

SMITH + ANDERSON
MECHANICAL AND ELECTRICAL ENGINEERS
1100 - 100 SHEPPARD AVENUE EAST
TORONTO, ONTARIO, M2N 6N5
TEL 416 487 8151

SAYERS FOOD LIMITED
132 BURLEIGH STREET
E 705.856.4531
e: sayers@psley.ca

NORTH ARROW

SEAL

ASSOCIATION OF ARCHITECTS
REGISTERED ARCHITECT
S392

PROJECT TITLE
**NEW SAYERS FOOD STORE
BURLEIGH STREET, APSLEY**

DRAWING TITLE
**WALL SECTIONS
EAST & SOUTH FACADES**

SCALE
1:25

DATE
JULY 15, 2022

PROJECT NUMBER
2102

DRAWING NUMBER

A310

Contractor must check and verify all dimensions on the job, and report any discrepancies to the Architect before proceeding with the work.
Do not scale this drawing.

REVISIONS AND ISSUES

REV	DESCRIPTION	DATE	BY
1	REVISED SPA	210809	AB
2	ISSUED FOR TENDER	210824	AB
3	REVISION TO BUILDING PERMIT	220315	AB
4	SI-01	220615	AB
5	BLG SET-OUT CAD	220715	AB
6	ISSUED FOR CONSTRUCTION	220715	AB
7			
8			
9			
10			
11			
12			

MJMA

maclean jaunkalns miller architects
425 adelade street west level 6
toronto ontario m5v 3c1
416 593 4794
www.mjmaarchitects.com

TRITON ENGINEERING SERVICES LTD
CIVIL ENGINEERS
229 BROADWAY, UNIT 1
ORANGEVILLE, ONTARIO, L9W 1K4
TEL 519 941 0330 FAX 519 941 1830

BLACKWELL
STRUCTURAL ENGINEERS
134 PETER STREET, SUITE 1301
TORONTO, ONTARIO, M5V 2H2
TEL 416.593.5300 FAX 416.593.4840


SMITH + ANDERSON
MECHANICAL AND ELECTRICAL ENGINEERS
1100 - 100 SHEPPARD AVENUE EAST
TORONTO, ONTARIO, M2N 6N5
TEL 416.487.8151

SAYERS FOOD LIMITED

132 BURLEIGH STREET
E 705.856.4531
e: sayers@apsley.ca

NORTH ARROW

SEAL



PROJECT TITLE

NEW SAYERS FOOD STORE
BURLEIGH STREET, APSLEY

DRAWING TITLE

WALL SECTIONS
NORTH & WEST FACADES

SCALE

1:25

DATE

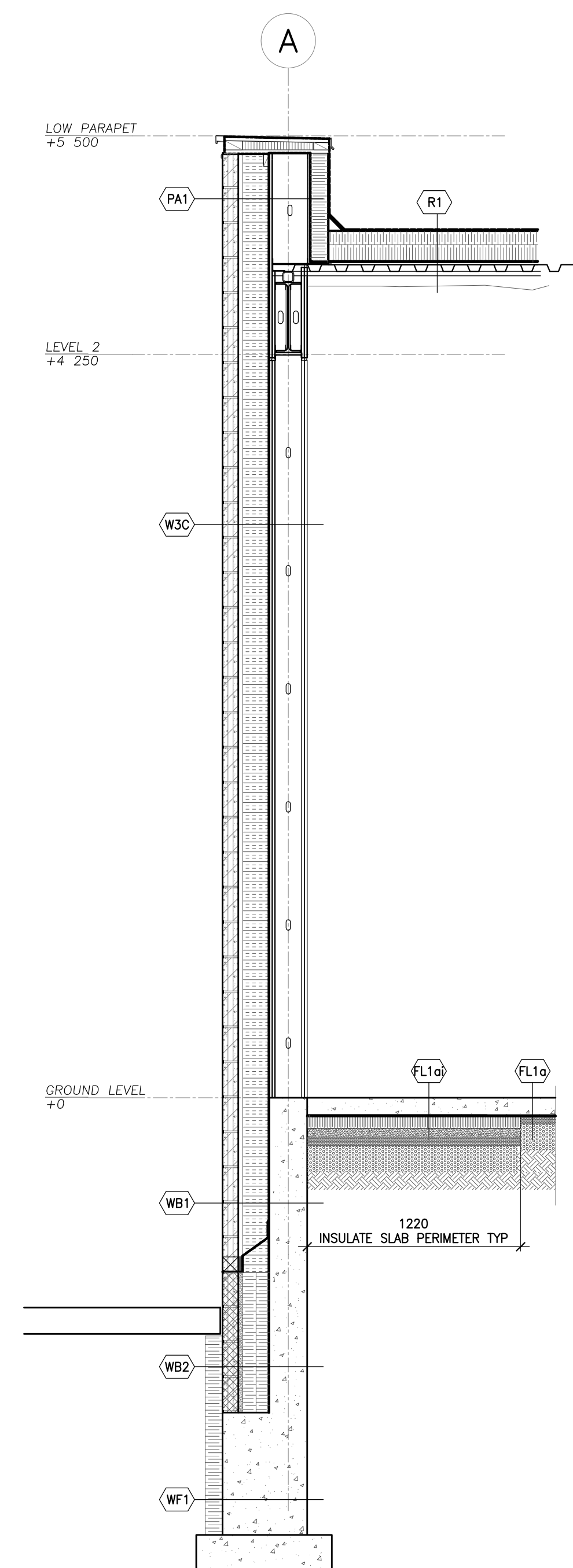
JULY 15, 2022

PROJECT NUMBER

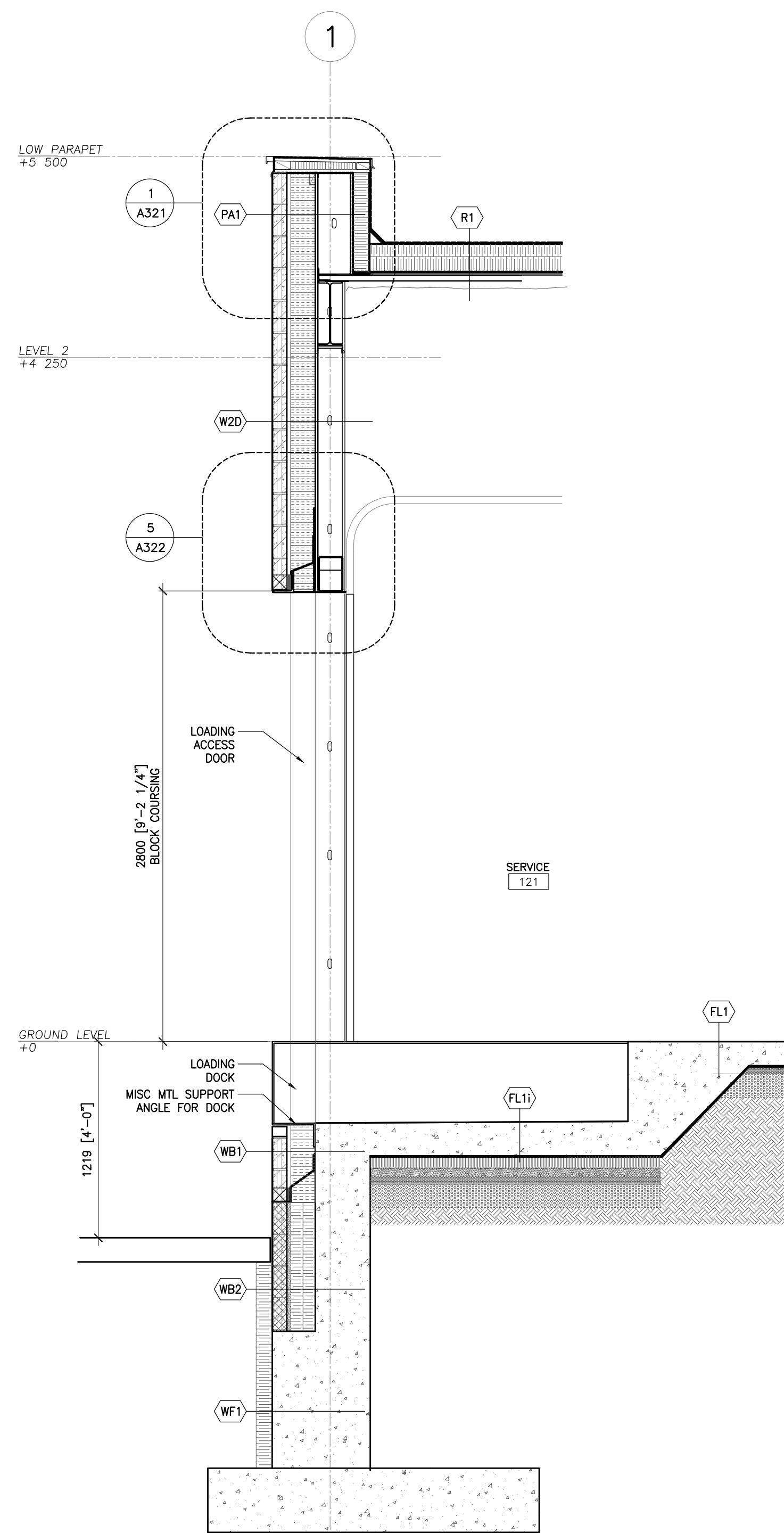
2102

DRAWING NUMBER

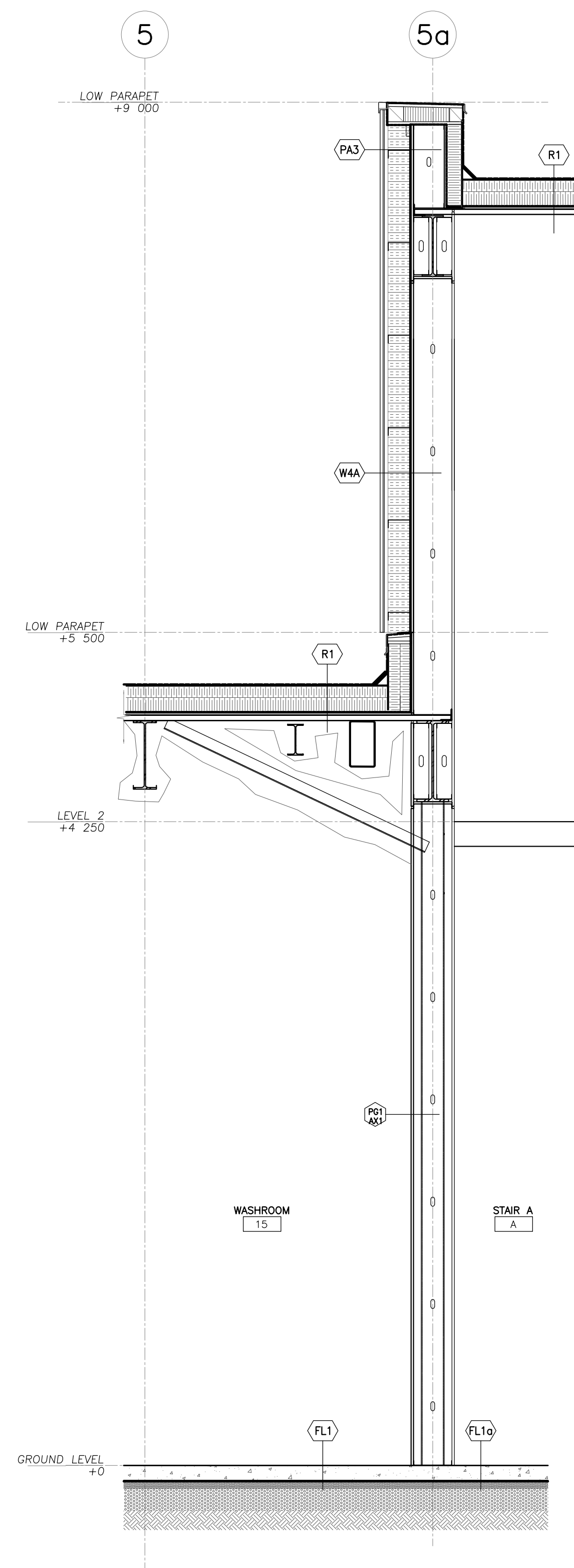
A311



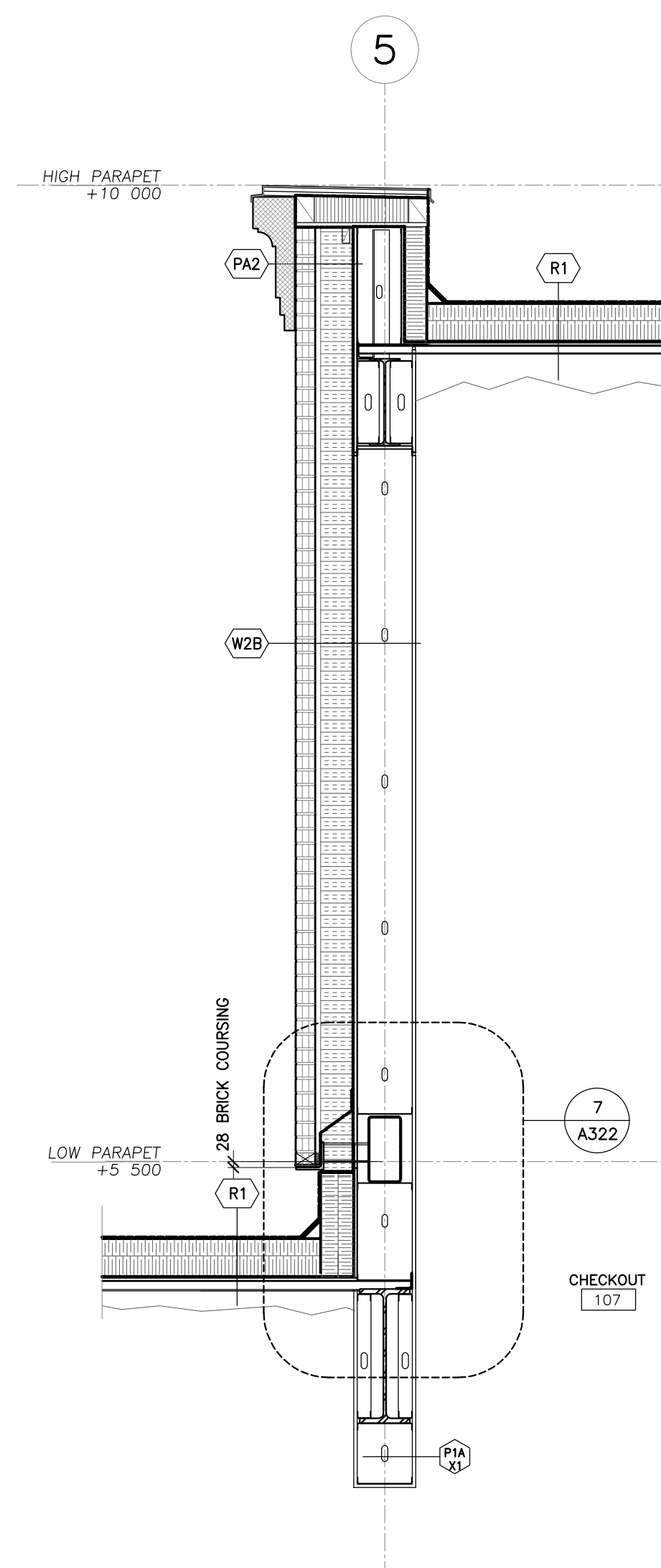
4 WALL SECTION - WEST FACADE
1:25



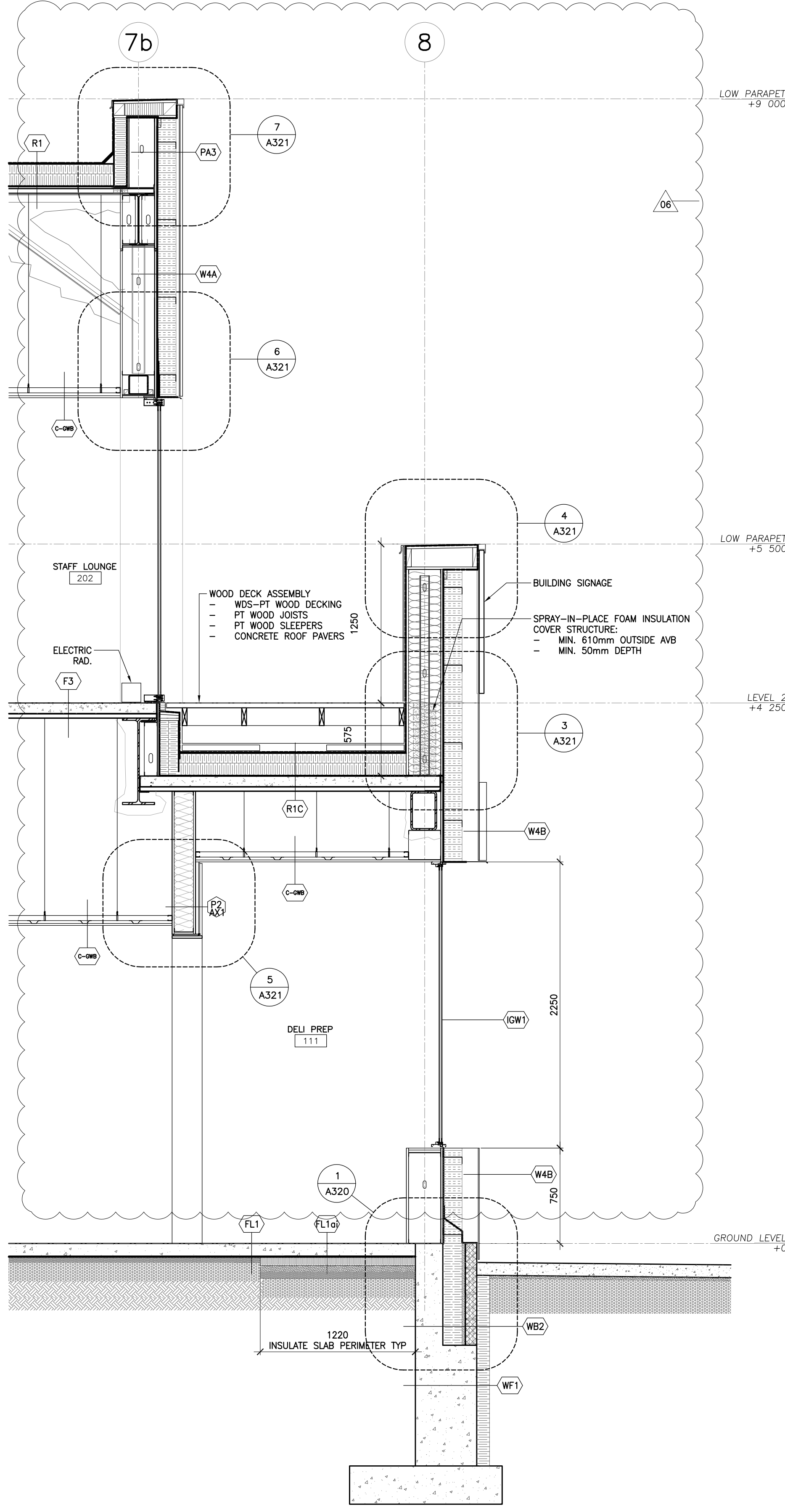
3 WALL SECTION - NORTH FACADE
1:25



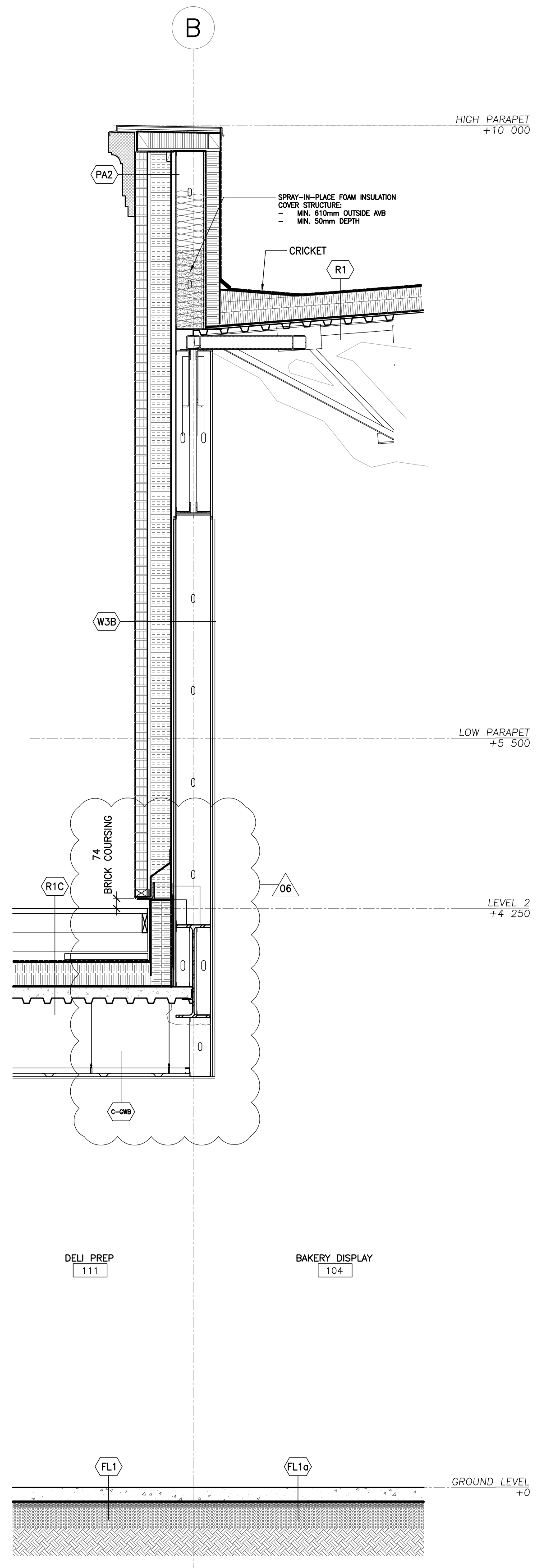
2 WALL SECTION - NORTH STAIR
1:25



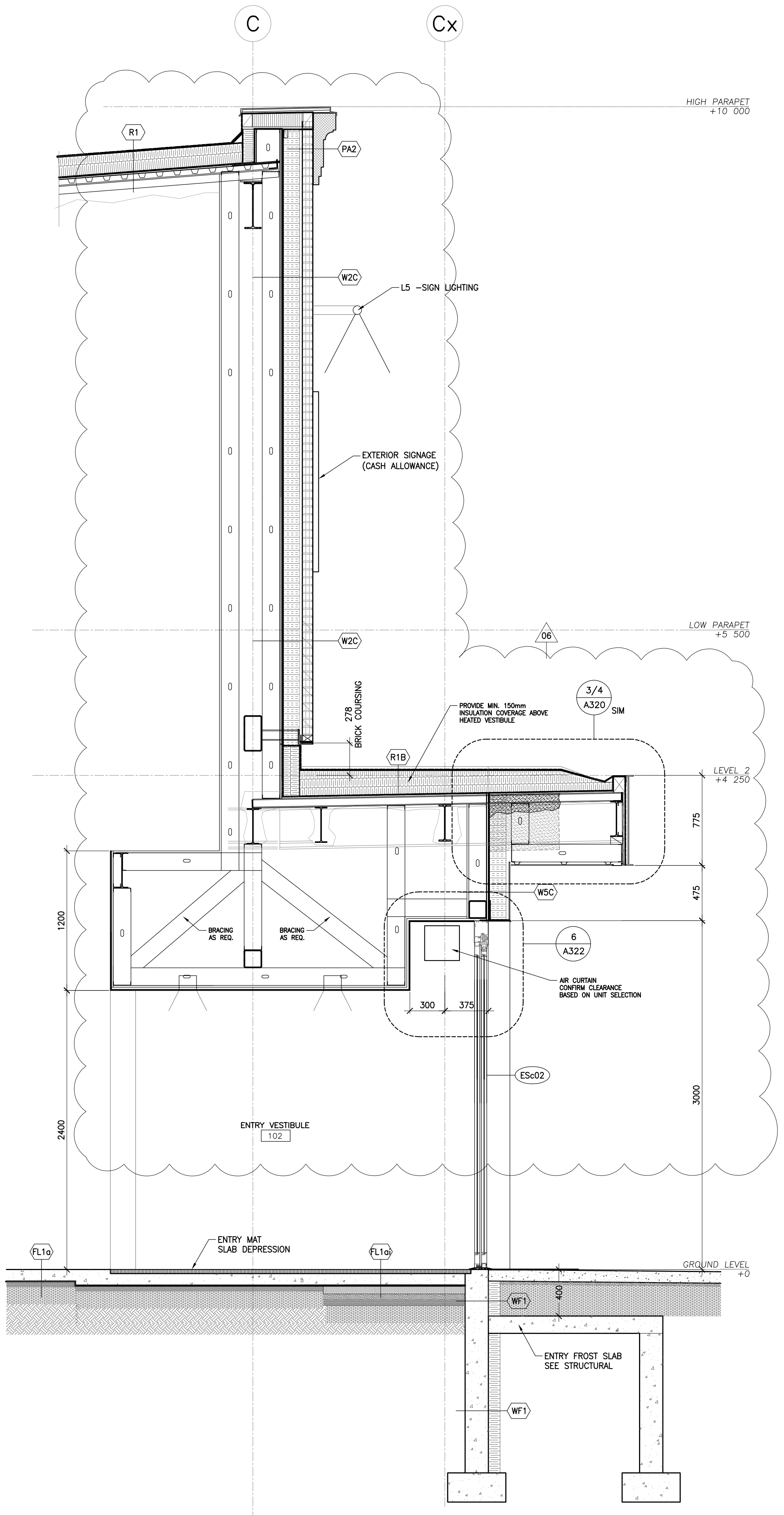
1 WALL SECTION - NORTH L2 BRICK WALL
1:25



3 SOUTH WALL SECTION - L2 SOUTH DECK
1:25



2 WEST WALL SECTION - L2 SOUTH DECK
1:25



1 EAST WALL SECTION - VESTIBULE
1:25

Contractor must check and verify all dimensions on the job, and report any discrepancies to the Architect before proceeding with the work. Do not scale this drawing.

REVISIONS AND ISSUES			
REV	DESCRIPTION	DATE	BY
1	REVISED SPA	210809	AB
2	ISSUED FOR TENDER	210824	AB
3	REVISION TO BUILDING PERMIT	220315	AB
4	SI-01	220615	AB
5	BLG SET-OUT CAD	220715	AB
6	ISSUED FOR CONSTRUCTION	220715	AB
7			
8			
9			
10			
11			
12			

MJMA
maclellan jaunkalns miller architects
425 adelade street west level 6
toronto ontario m5v 3c1
416 593 4794
www.mjmaarchitects.com

TRITON ENGINEERING SERVICES LTD
CIVIL ENGINEERS
229 BROADWAY, UNIT 1
ORANGEVILLE, ONTARIO, L9W 1K4
TEL 519 941 0330 FAX 519 941 1830

BLACKWELL
STRUCTURAL ENGINEERS
134 PETER STREET, SUITE 1301
TORONTO, ONTARIO, M5V 2H2
TEL 416.593.5300 FAX 416.593.4840

SMITH + ANDERSON
MECHANICAL AND ELECTRICAL ENGINEERS
1100 - 100 SHEPPARD AVENUE EAST
TORONTO, ONTARIO, M2N 6N5
TEL 416.487.8151

SAYERS FOOD LIMITED
132 BURLEIGH STREET
E. 705.896.4531
e: sayers@apsley.ca

NORTH ARROW

SEAL

PROJECT TITLE
**NEW SAYERS FOOD STORE
BURLEIGH STREET, APSLEY**

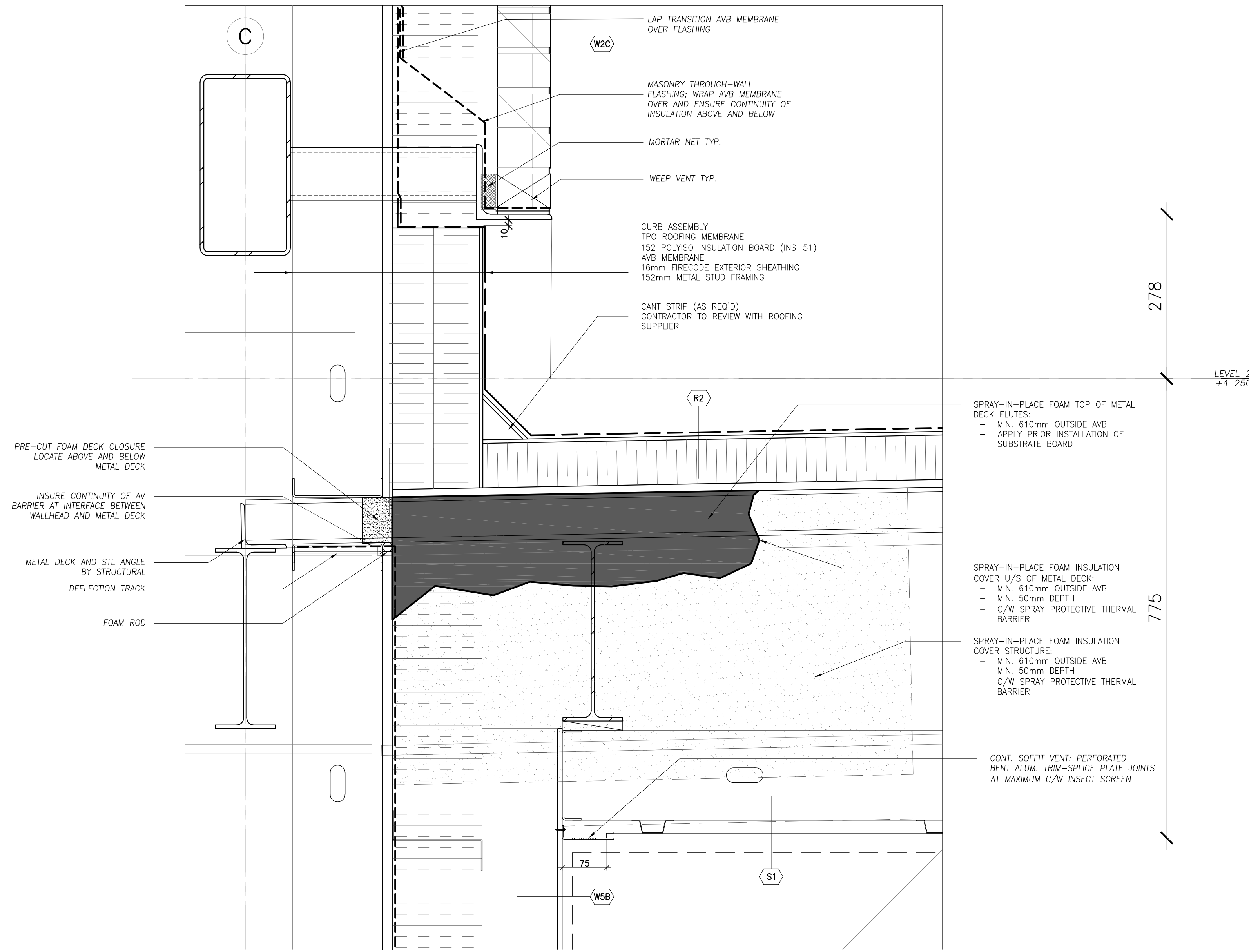
DRAWING TITLE
WALL SECTIONS

SCALE
1:25

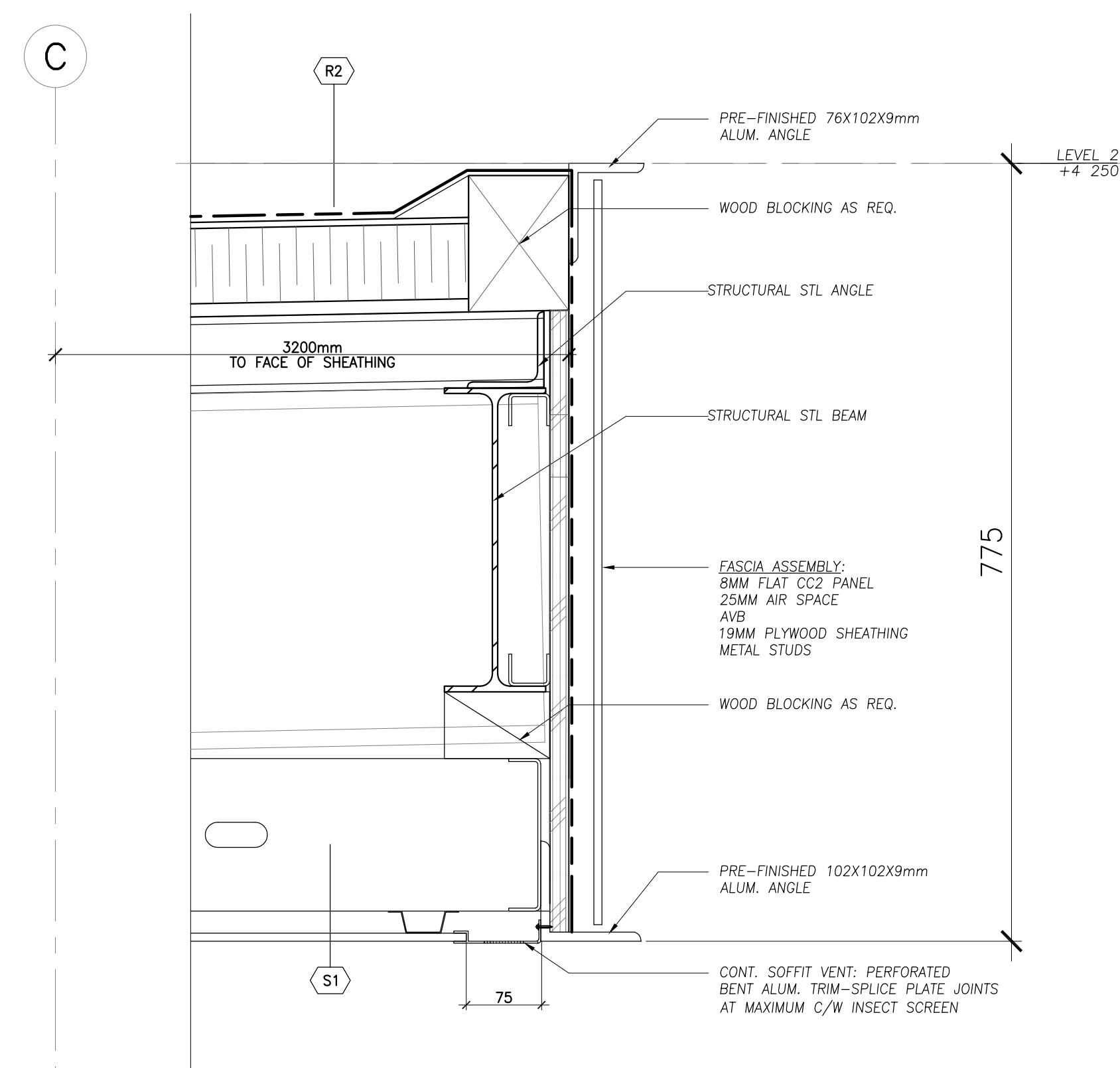
DATE
JULY 15, 2022

PROJECT NUMBER
2102

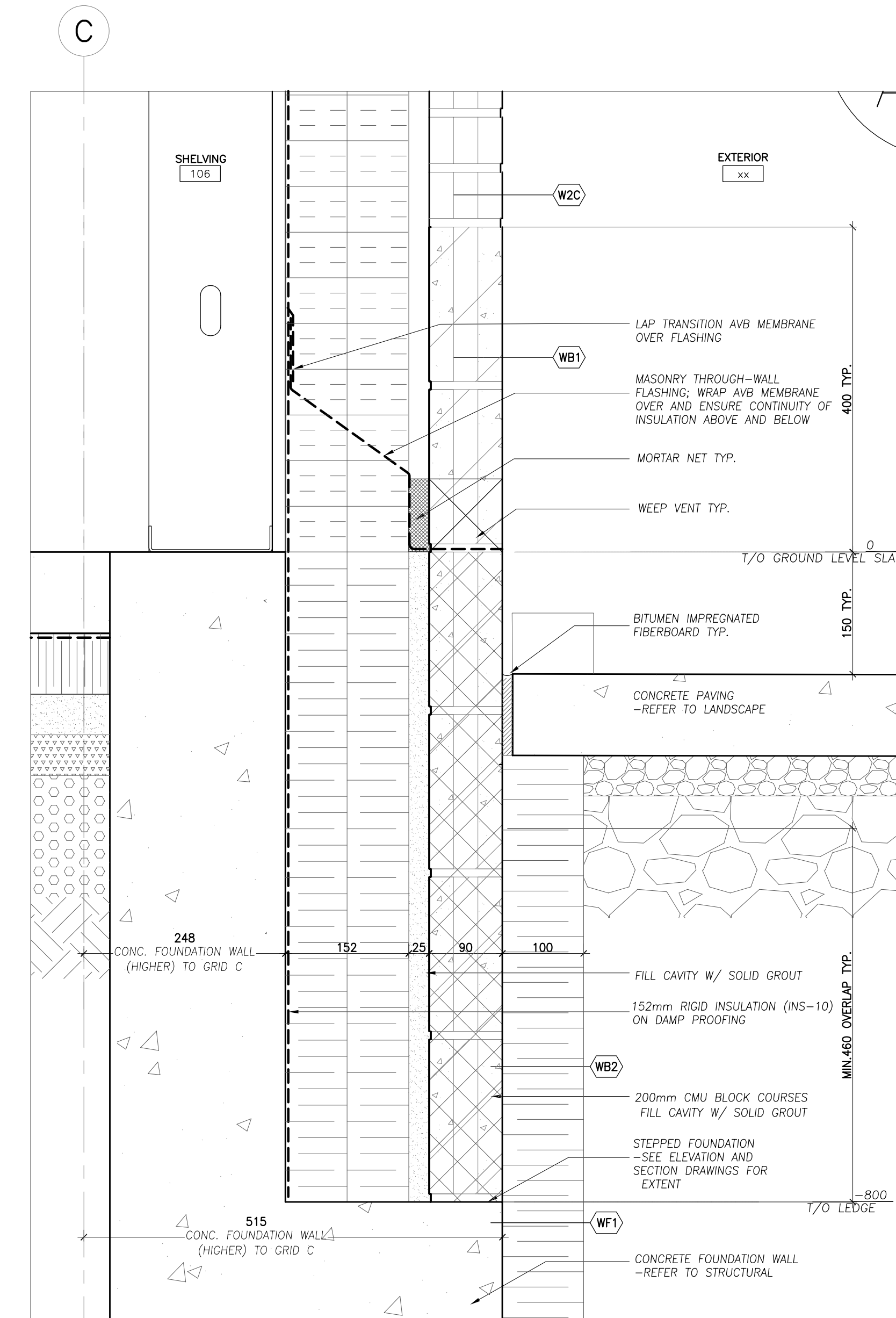
DRAWING NUMBER



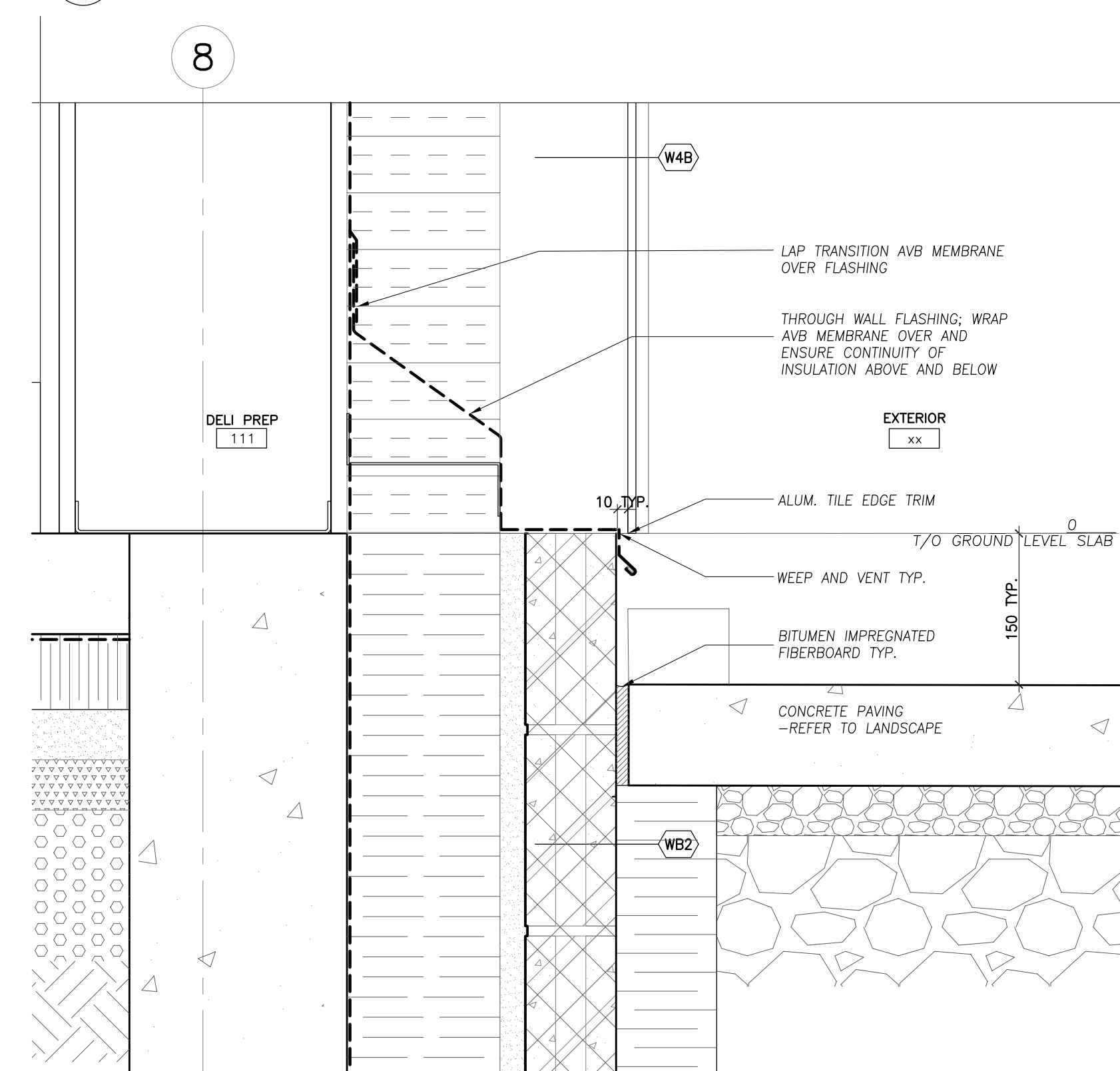
4 SECTION DETAIL - TYP GUTTER
1:5



3 SECTION DETAIL - EAST CANOPY EDGE
1:5



1 SECTION DETAIL - TYP. BRICK BASE
1:100



2 SECTION DETAIL - TYP CC BASE TRANSITION
1:5

Contractor must check and verify all dimensions on the job, and report any discrepancies to the Architect before proceeding with the work.
Do not scale this drawing.

REVISIONS AND ISSUES			
REV	DESCRIPTION	DATE	BY
1	REVISED SPA	210809	AB
2	ISSUED FOR TENDER	210824	AB
3	REVISION TO BUILDING PERMIT	220315	AB
4	SI-01	220615	AB
5	BLG SET-OUT CAD	220715	AB
6	ISSUED FOR CONSTRUCTION	220715	AB
7			
8			
9			
10			
11			
12			

MJMA
maclean jaunkalns miller architects
425 adelade street west level 6
toronto ontario m5v 3c1
416 593 4794
www.mjmaarchitects.com

TRITON ENGINEERING SERVICES LTD
CIVIL ENGINEERS
229 BROADWAY, UNIT 1
ORANGEVILLE, ONTARIO, L9W 1K4
TEL 519 941 0330 FAX 519 941 1830

BLACKWELL
STRUCTURAL ENGINEERS
134 PETER STREET, SUITE 1301
TORONTO, ONTARIO, M5V 2H2
TEL 416.593.5300 FAX 416.593.4840

SMITH + ANDERSON
MECHANICAL AND ELECTRICAL ENGINEERS
1100 - 100 SHEPPARD AVENUE EAST
TORONTO, ONTARIO, M2N 6N5
TEL 416.487.8151

SAYERS FOOD LIMITED
132 BURLEIGH STREET
E 705.856.4531
e: sayers@apsley.ca

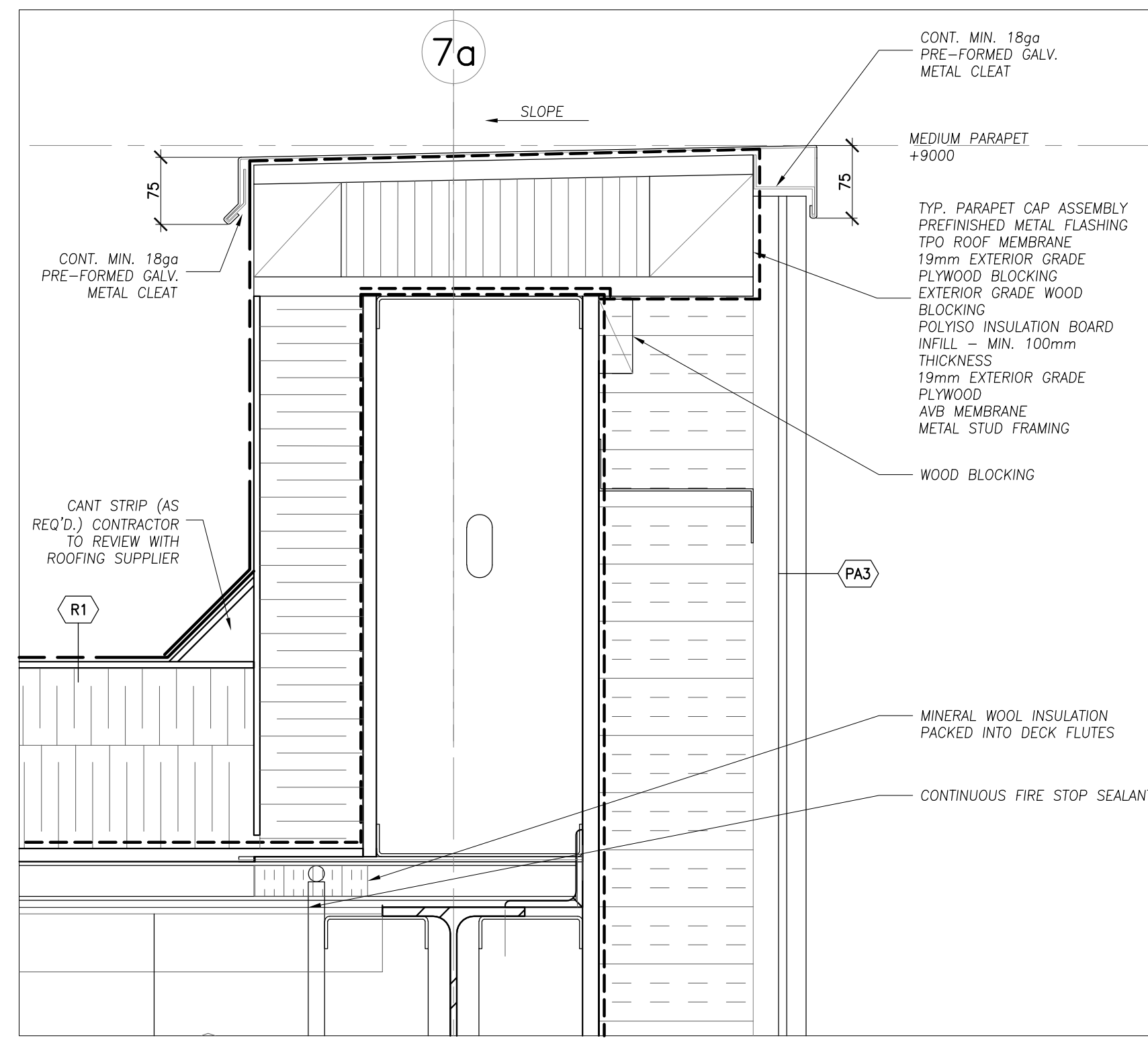
NORTH ARROW
SEAL
ASSOCIATION OF ARCHITECTS
OF ONTARIO
REGISTERED ARCHITECT
5362

PROJECT TITLE
**NEW SAYERS FOOD STORE
BURLEIGH STREET, APSLEY**

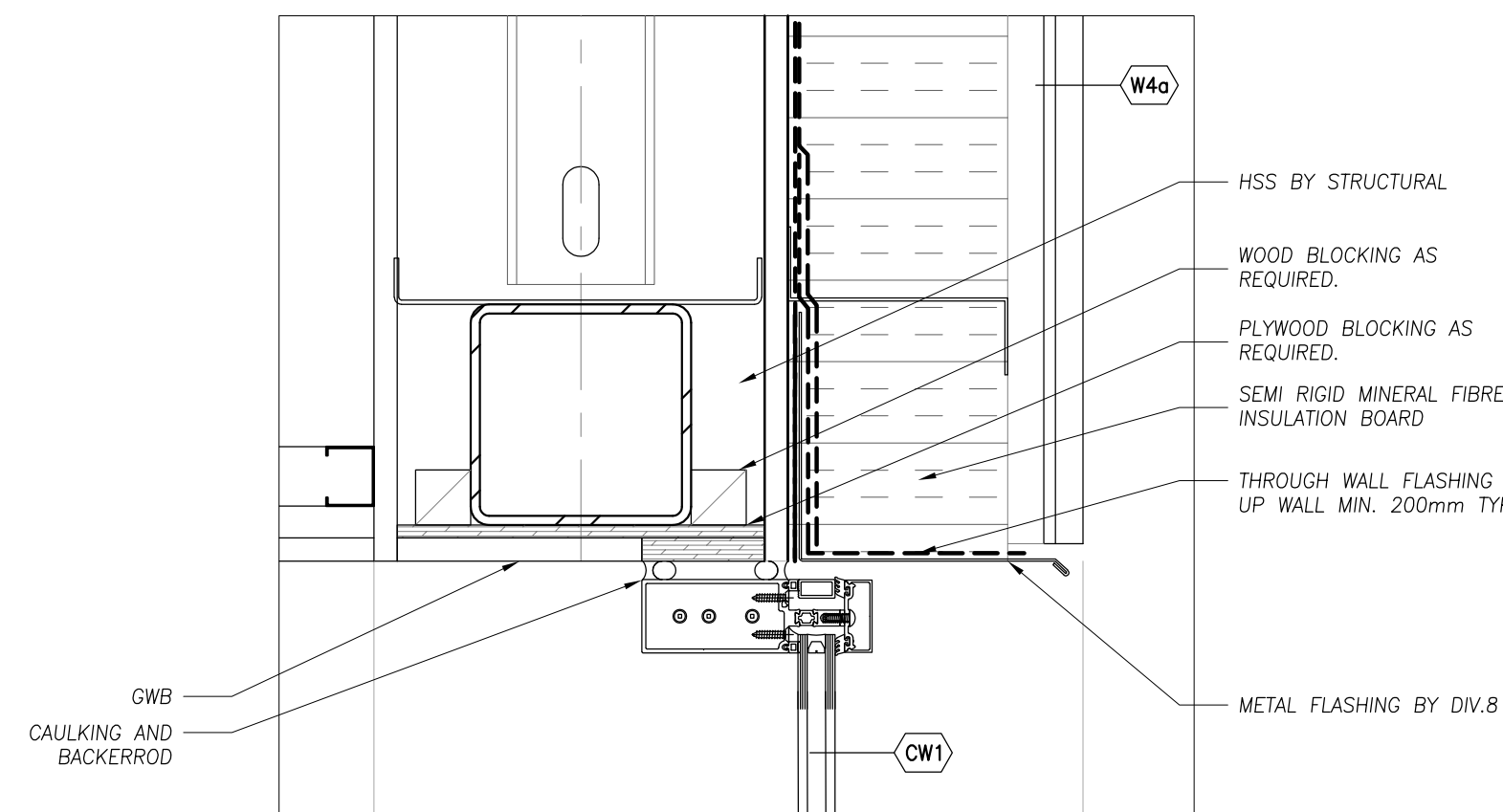
DRAWING TITLE
SECTION DETAILS
SCALE
1:5
DATE
JULY 15, 2022

PROJECT NUMBER
2102
DRAWING NUMBER

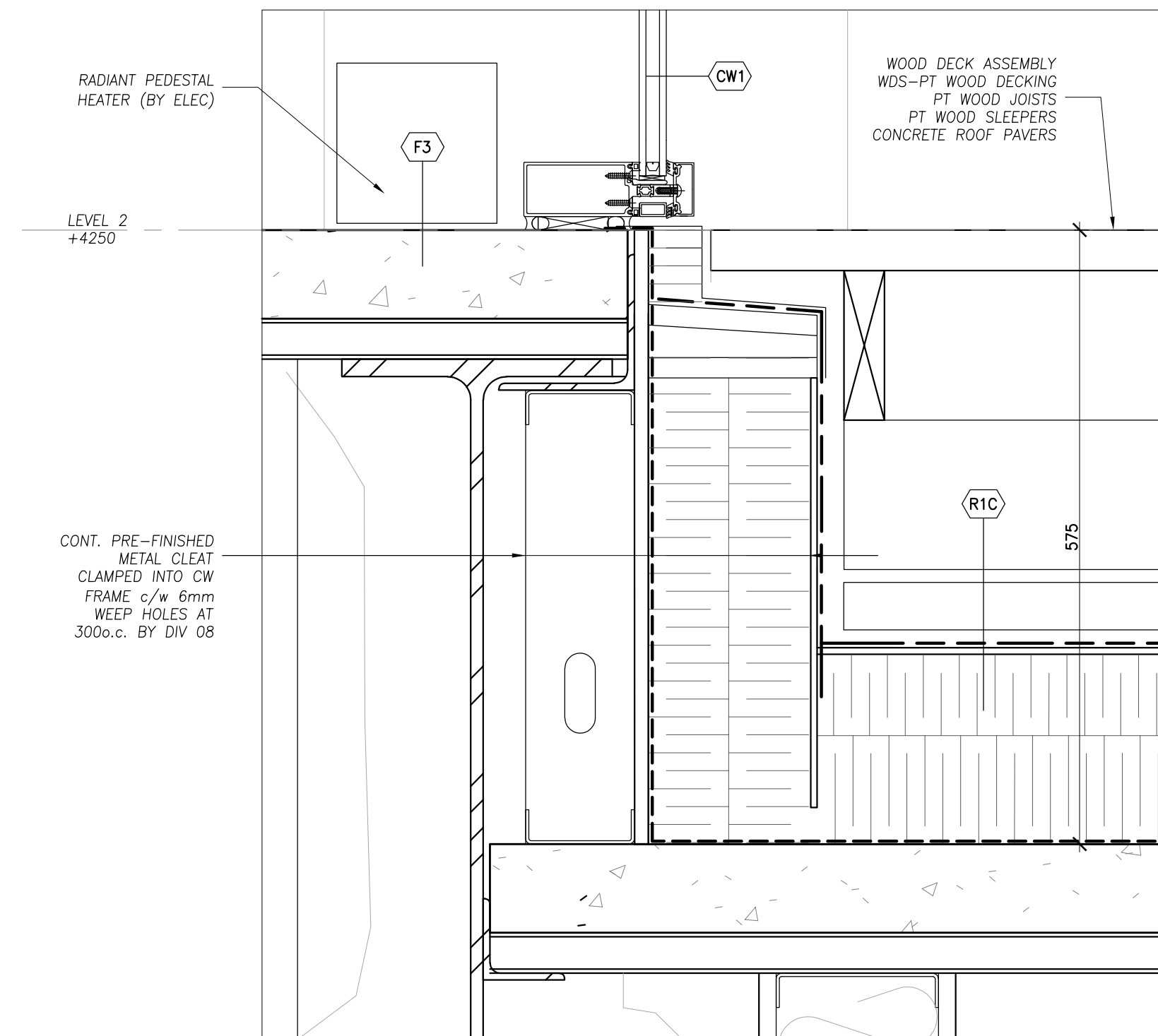
A320



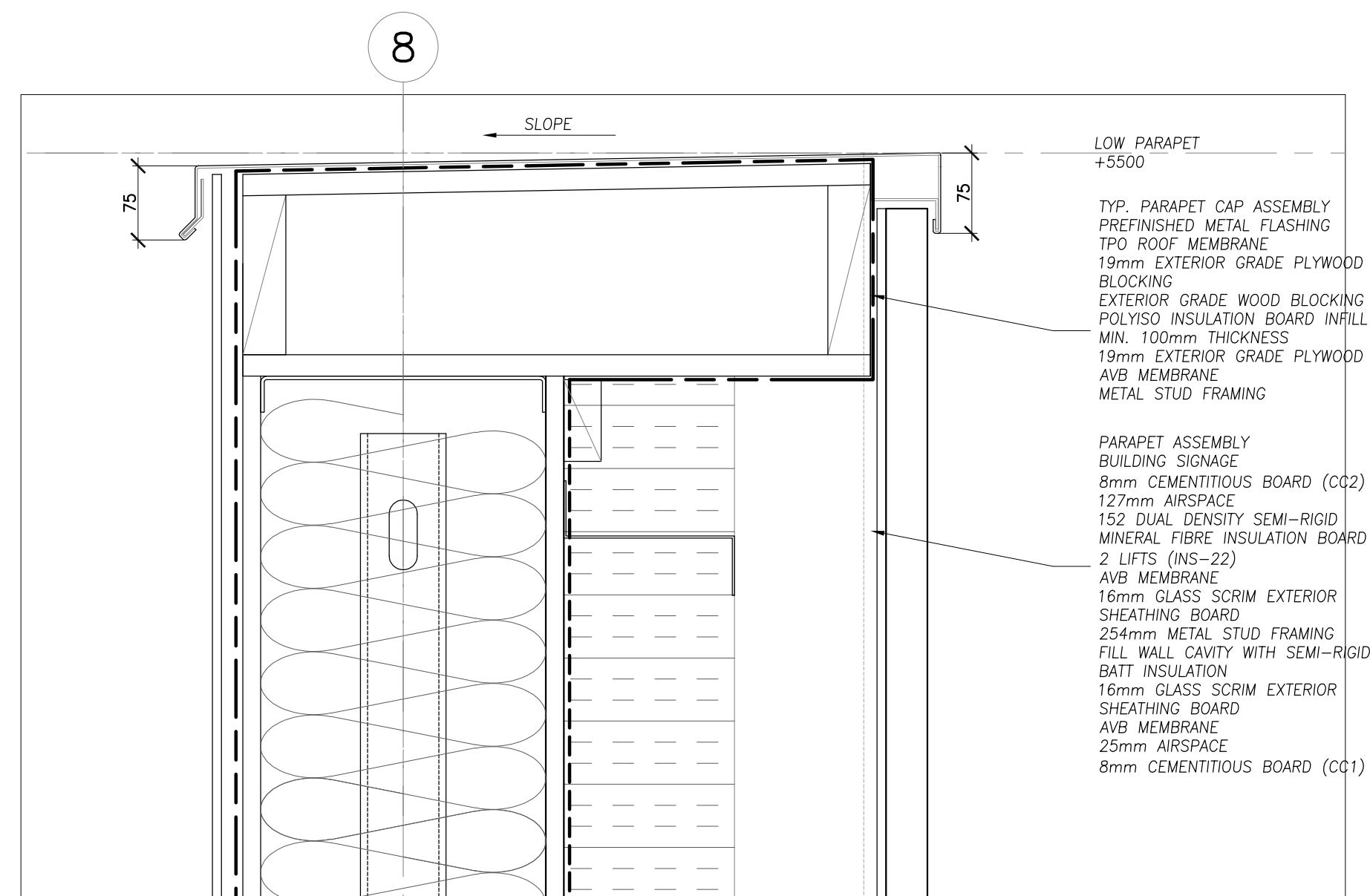
7 SECTION DETAIL - SOUTH CC1 PARAPET
1:5



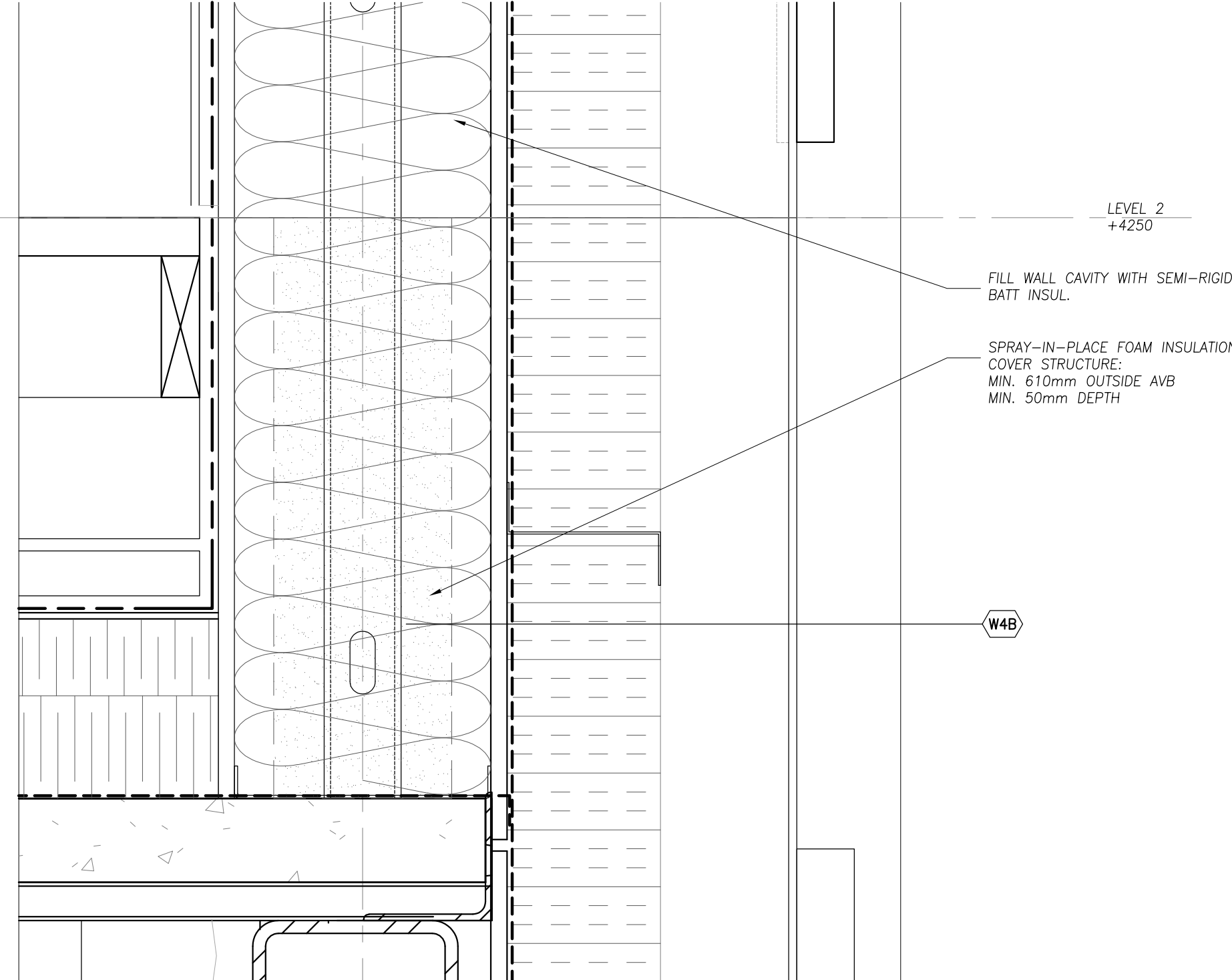
6 SECTION DETAIL - SOUTH DECK DOOR HEAD
1:5



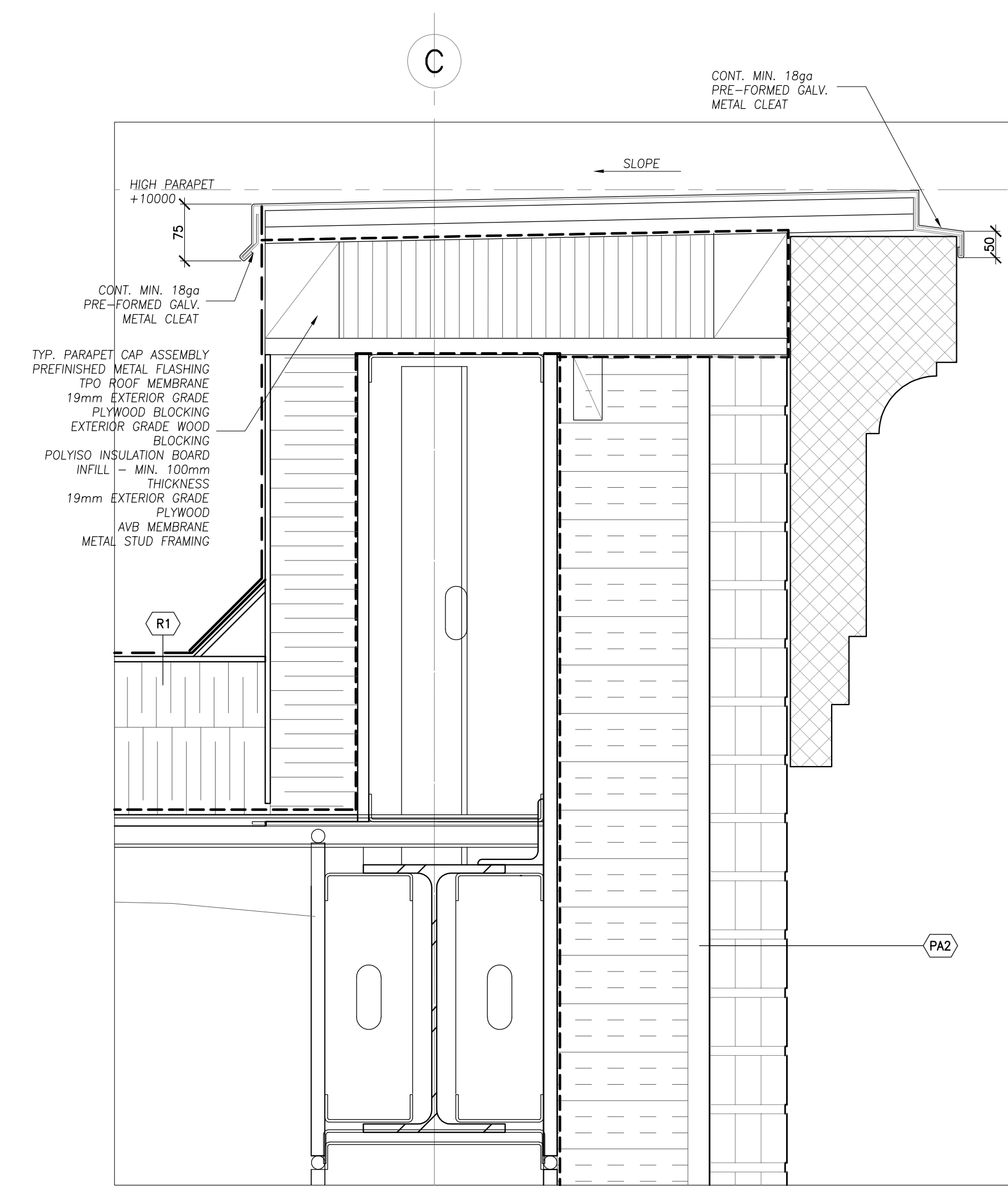
5 SECTION DETAIL - SOUTH DECK BASE
1:5



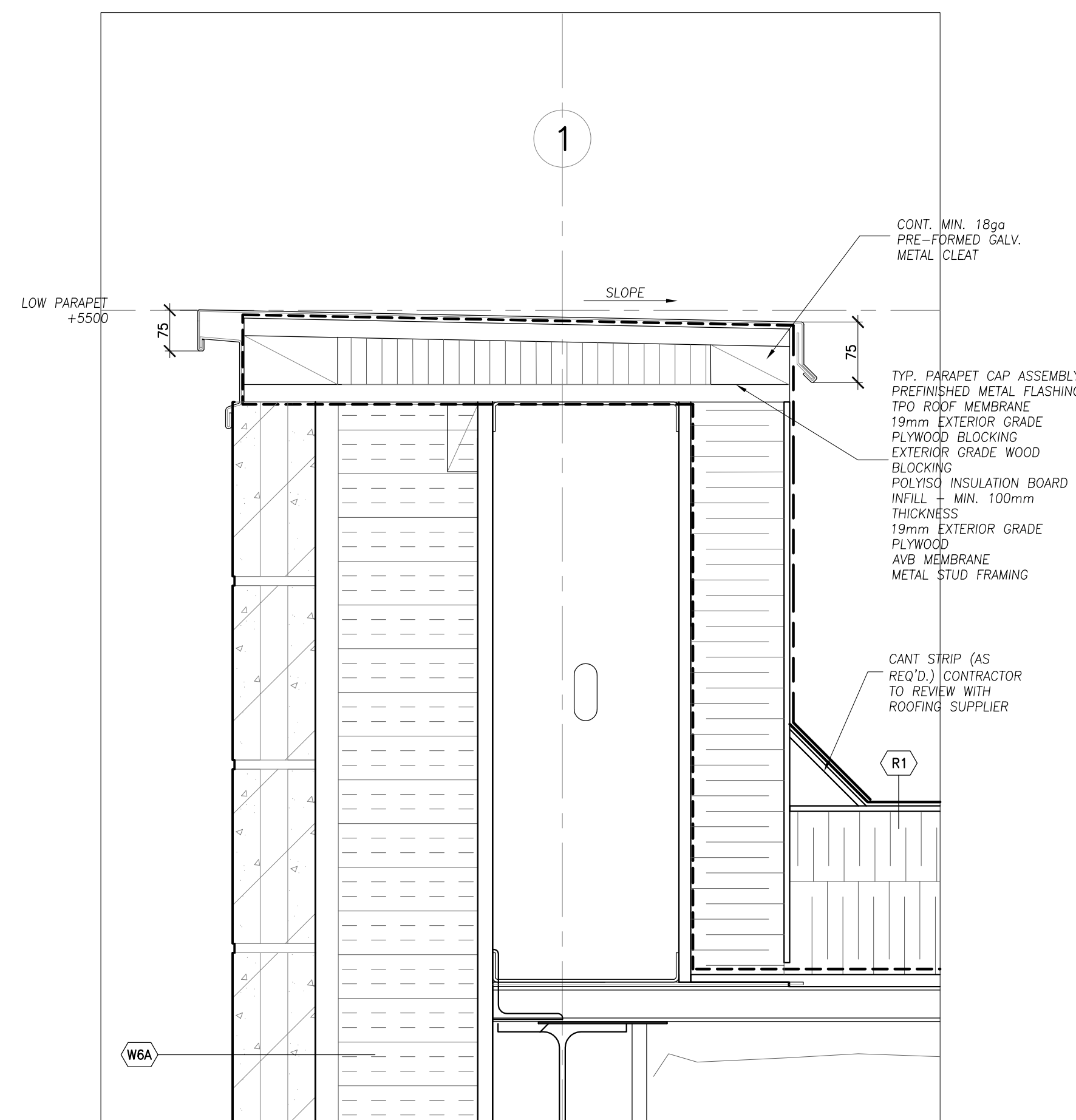
4 SECTION DETAIL - SOUTH DECK PARAPET
1:5



3 SECTION DETAIL - SOUTH DECK BASE
1:5



2 SECTION DETAIL - SOUTH BRICK PARAPET
1:5



1 SECTION DETAIL - NORTH PARAPET
1:5

Contractor must check and verify all dimensions on the job, and report any discrepancies to the Architect before proceeding with the work.
Do not scale this drawing.

REV	DESCRIPTION	DATE	BY
1	REVISED SPA	210809	AB
2	ISSUED FOR TENDER	210824	AB
3	REVISION TO BUILDING PERMIT	220315	AB
4	SI-01	220615	AB
5	BLG SET-OUT CAD	220715	AB
6	ISSUED FOR CONSTRUCTION	220715	AB
7			
8			
9			
10			
11			
12			

MJMA
maclennan jaunkalns miller architects
425 adelade street west level 6
toronto ontario m5v 3c1
416 593 4794
www.mjmaarchitects.com

TRITON ENGINEERING SERVICES LTD
CIVIL ENGINEERS
229 BROADWAY, UNIT 1
ORANGEVILLE, ONTARIO, L9W 1K4
TEL 519 941 0330 FAX 519 941 1830

BLACKWELL
STRUCTURAL ENGINEERS
134 PETER STREET, SUITE 1301
TORONTO, ONTARIO, M5V 2H2
TEL 416.593.5300 FAX 416.593.4840

SMITH + ANDERSON
MECHANICAL AND ELECTRICAL ENGINEERS
1100 - 100 SHEPPARD AVENUE EAST
TORONTO, ONTARIO, M2N 6N5
TEL 416.487.8151

SAYERS FOOD LIMITED
132 BURLEIGH STREET
E. 705.856.4531
e: sayers@apsley.ca

NORTH ARROW

SEAL

ASSOCIATION OF ARCHITECTS OF ONTARIO

REGISTERED ARCHITECT

5362

PROJECT TITLE
**NEW SAYERS FOOD STORE
BURLEIGH STREET, APSLEY**

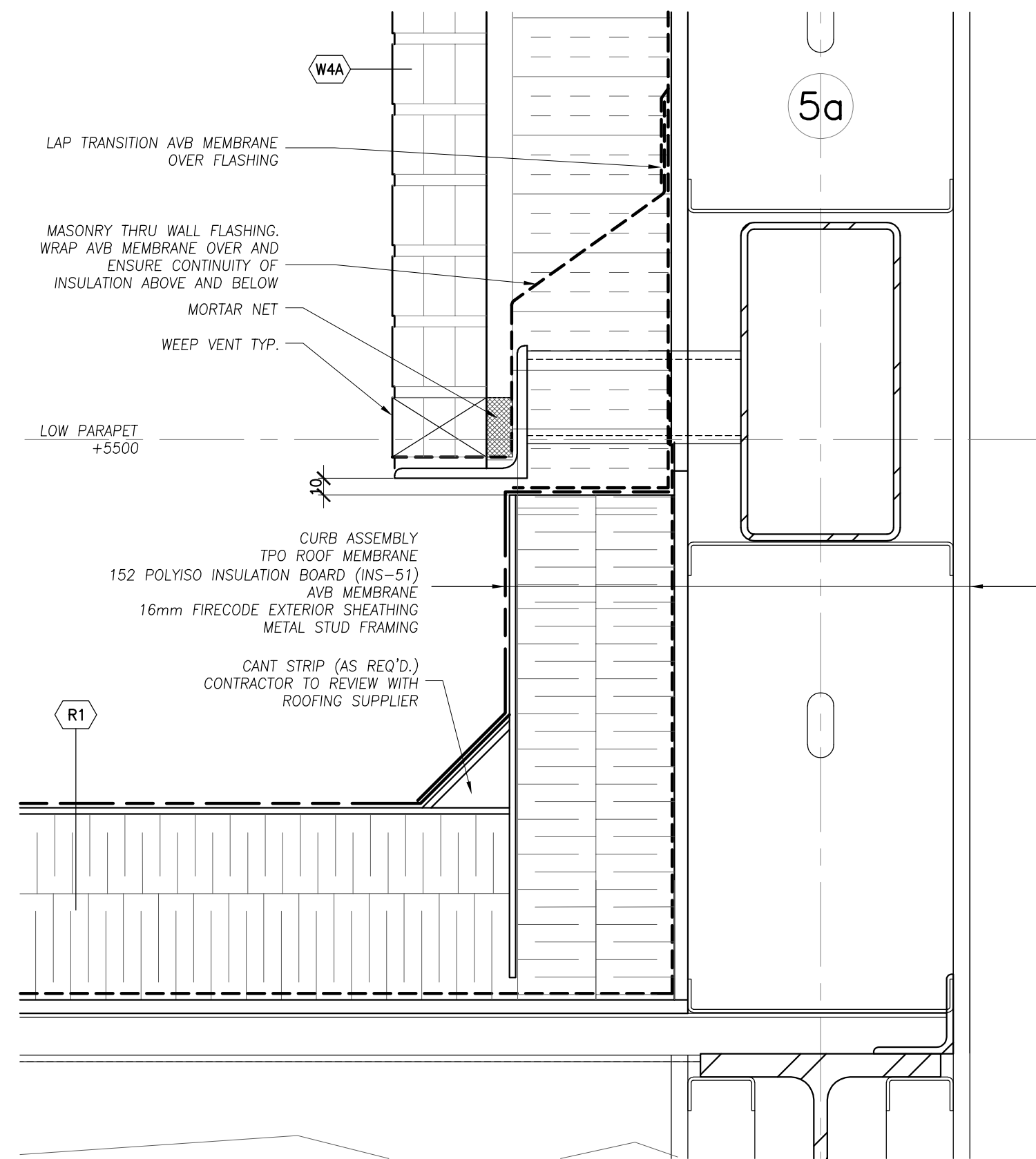
DRAWING TITLE
SECTION DETAILS

SCALE
1:5

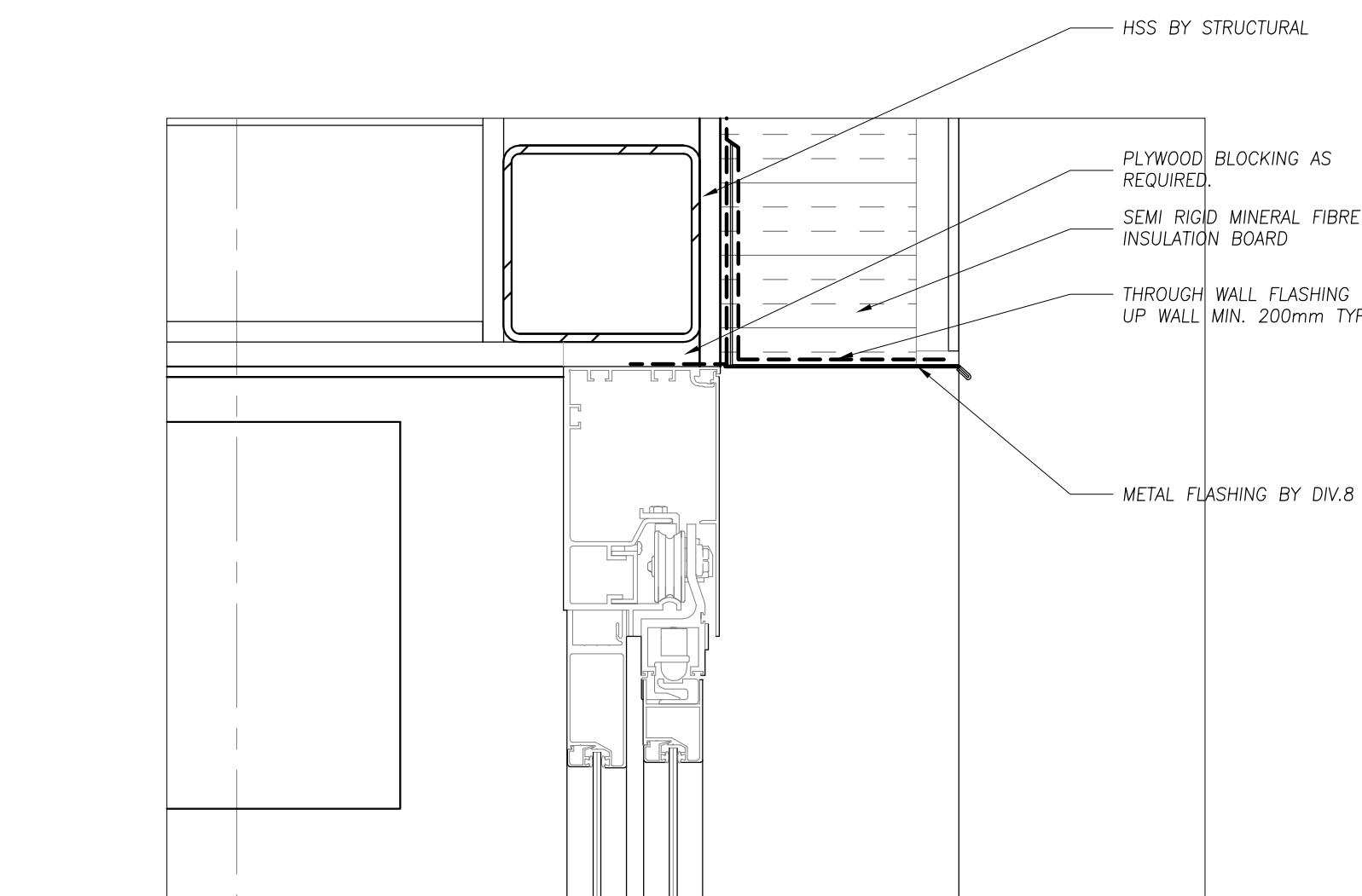
DATE
JULY 15, 2022

PROJECT NUMBER
2102

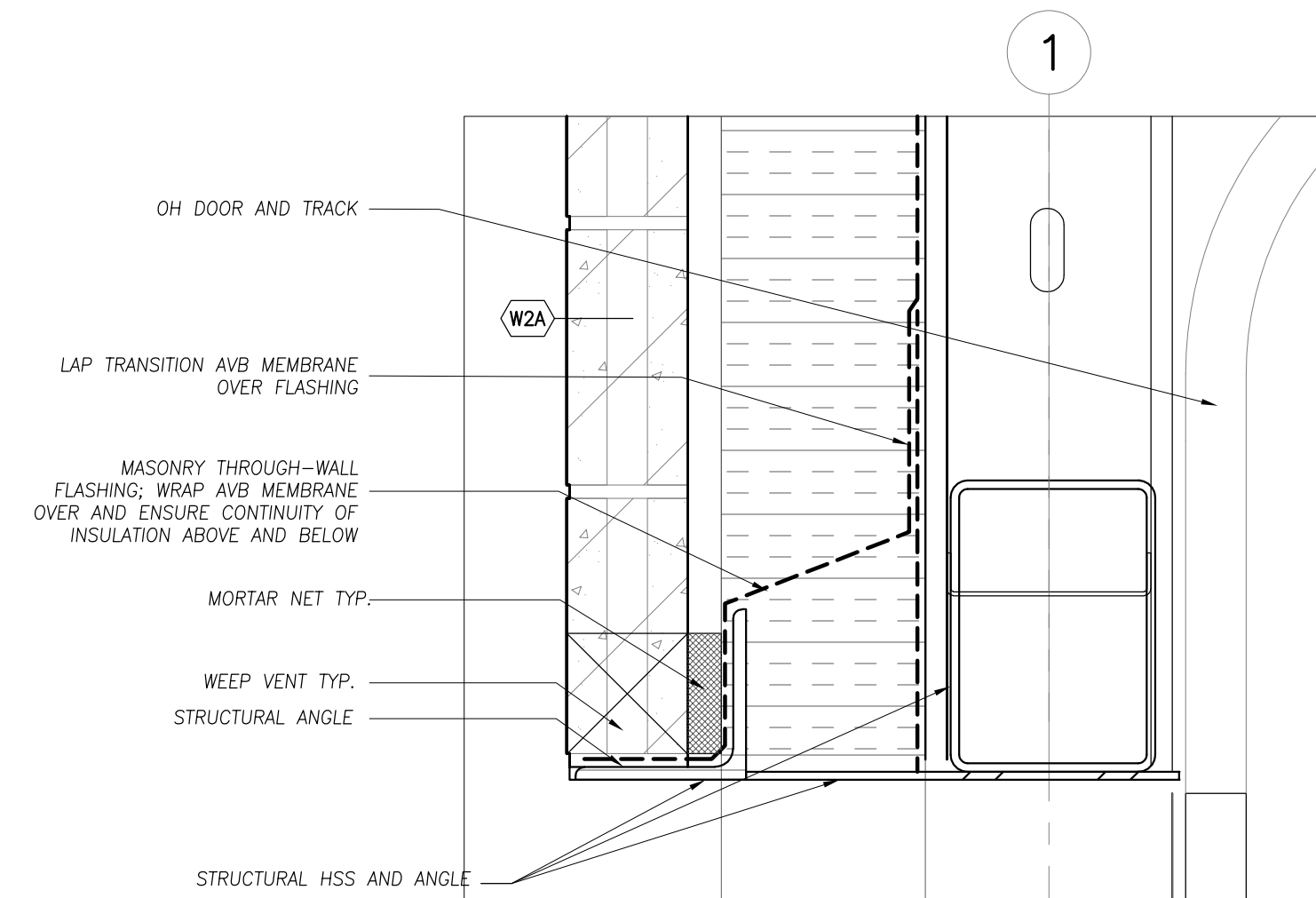
DRAWING NUMBER



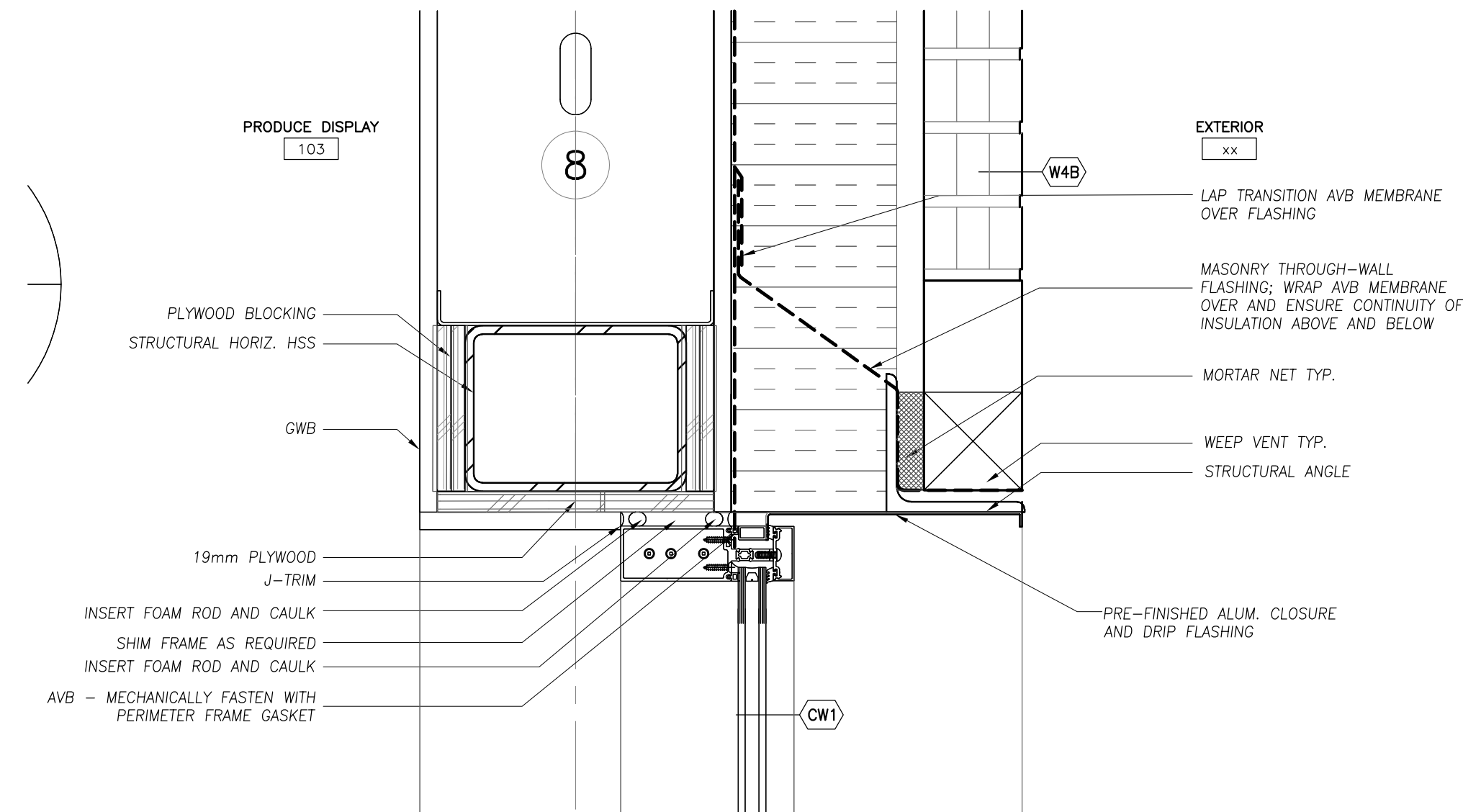
5 SECTION DETAIL - L2 NORTH ROOF BRICK BASE
1:5



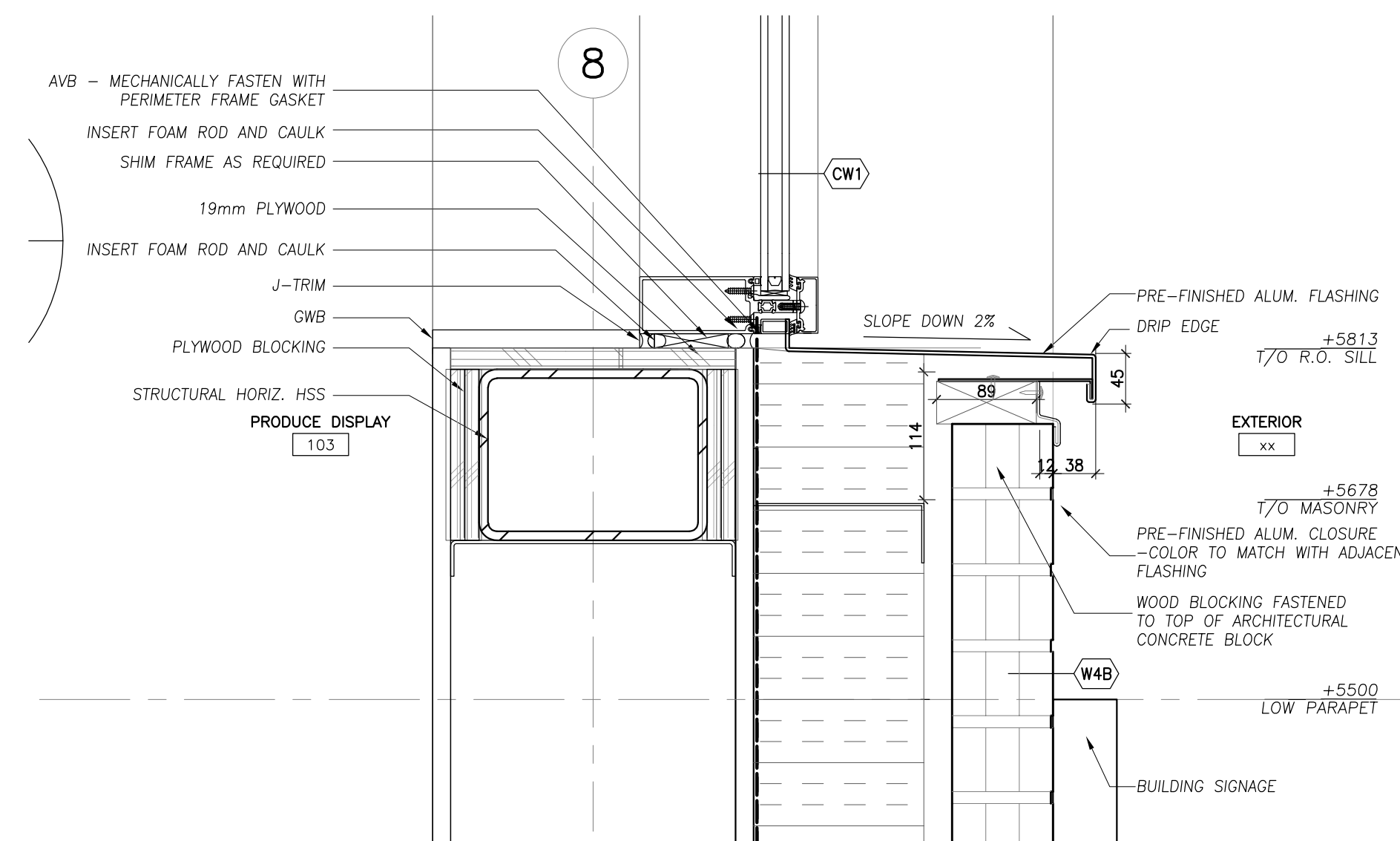
4 SECTION DETAIL - AUTO DOOR ENTRY HEAD
1:5



3 SECTION DETAIL - DELIVERY DOOR HEAD DETAIL
1:5



2 SECTION DETAIL - CW1 HEAD
1:5



1 SECTION DETAIL - CW1 SILL
1:5

Contractor must check and verify all dimensions on the job, and report any discrepancies to the Architect before proceeding with the work.
Do not scale this drawing.

REVISIONS AND ISSUES

REV	DESCRIPTION	DATE	BY
1	REVISED SPA	210809	AB
2	ISSUED FOR TENDER	210824	AB
3	REVISION TO BUILDING PERMIT	220315	AB
4	SI-01	220615	AB
5	BLG SET-OUT CAD	220715	AB
6	ISSUED FOR CONSTRUCTION	220715	AB
7			
8			
9			
10			
11			
12			

MJMA
maclennan jaunkalns miller architects
425 adelade street west level 6
toronto ontario m5v 3c1
416 593 4794
www.mjmaarchitects.com

TRITON ENGINEERING SERVICES LTD
CIVIL ENGINEERS
229 BROADWAY, UNIT 1
ORANGEVILLE, ONTARIO, L9W 1K4
TEL 519 941 0330 FAX 519 941 1830


BLACKWELL
STRUCTURAL ENGINEERS
134 PETER STREET, SUITE 1301
TORONTO, ONTARIO, M5V 2H2
TEL 416.593.5300 FAX 416.593.4840

SMITH + ANDERSON
MECHANICAL AND ELECTRICAL ENGINEERS
1100 - 100 SHEPPARD AVENUE EAST
TORONTO, ONTARIO, M2N 6N5
TEL 416 487 8151

SAYERS FOOD LIMITED

132 BURLEIGH STREET
E 705.856.4531
e: sayers@apsley.ca

NORTH ARROW



PROJECT TITLE

NEW SAYERS FOOD STORE
BURLEIGH STREET, APSLEY

DRAWING TITLE

WALL SECTIONS
NORTH FACADES

SCALE

1:25

DATE

JULY 15, 2022

PROJECT NUMBER

2102

DRAWING NUMBER

A322

Contractor must check and verify all dimensions on the job, and report any discrepancies to the Architect before proceeding with the work.
Do not scale this drawing.

REVISIONS AND ISSUES

REV	DESCRIPTION	DATE	BY
1	REVISED SPA	210809	AB
2	ISSUED FOR TENDER	210824	AB
3	REVISION TO BUILDING PERMIT	220315	AB
4	SI-01	220615	AB
5	BLG SET-OUT CAD	220715	AB
6	ISSUED FOR CONSTRUCTION	220715	AB
7			
8			
9			
10			
11			
12			

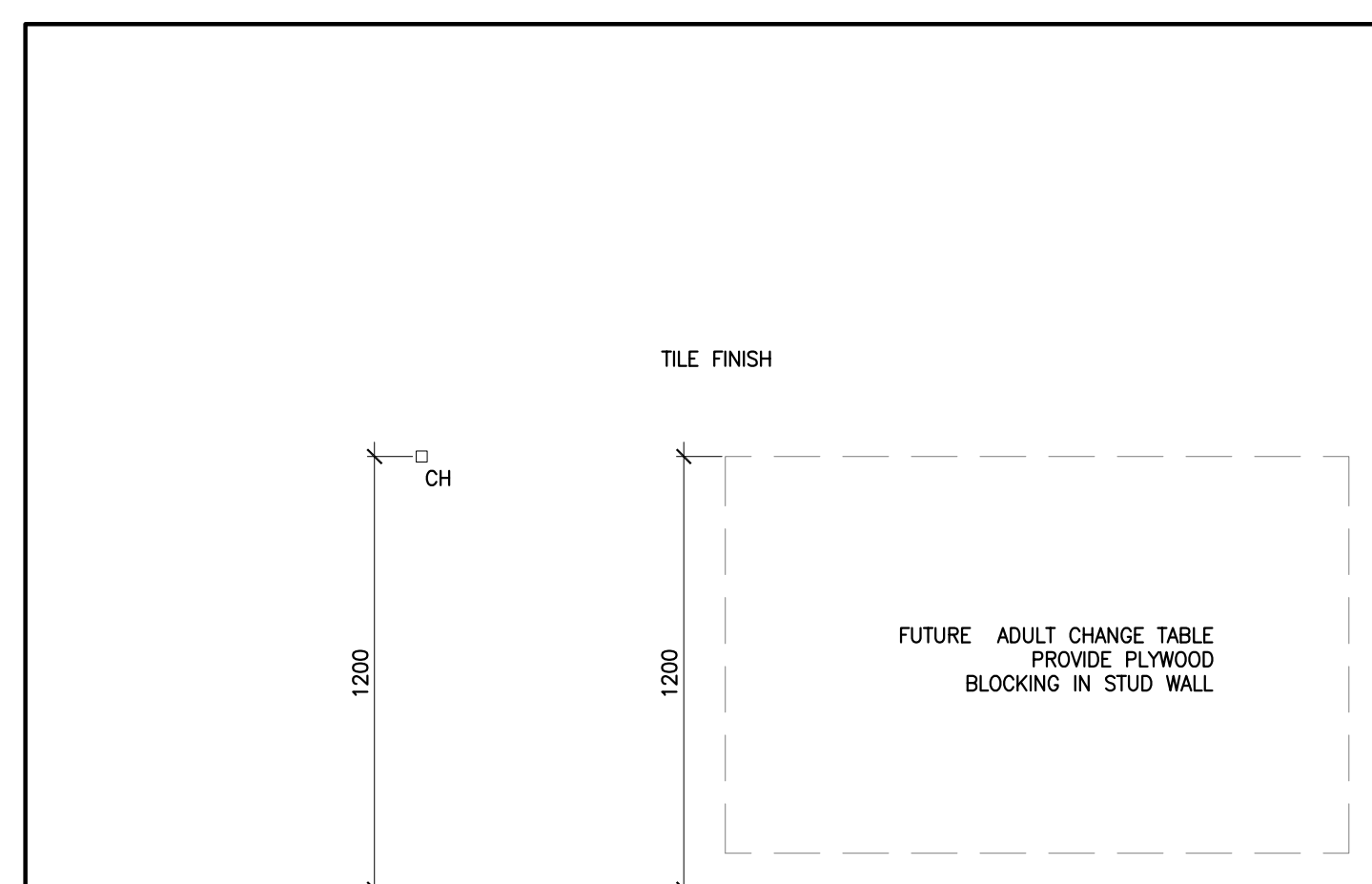
MJMA

maclean jaunkalns miller architects
425 adelade street west level 6
toronto ontario m5v 3c1
416 593 4794
www.mjmaarchitects.com

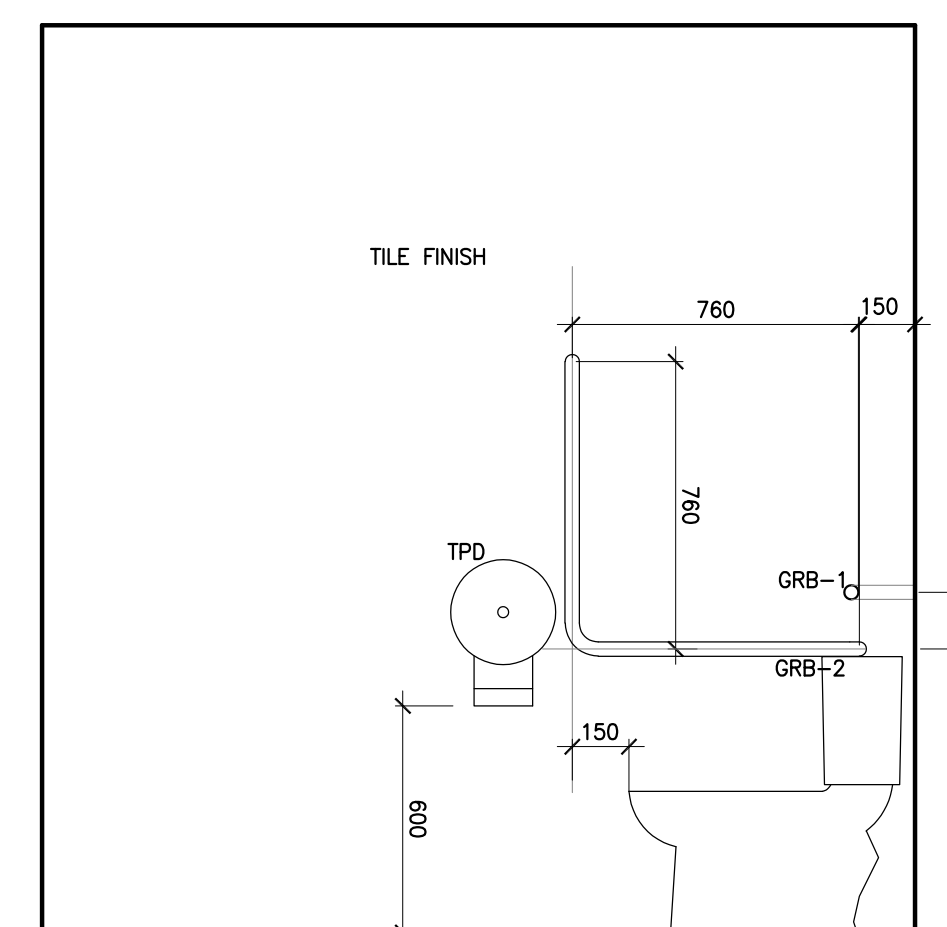
TRITON ENGINEERING SERVICES LTD
CIVIL ENGINEERS
229 BROADWAY, UNIT 1
ORANGEVILLE, ONTARIO, L9W 1K4
TEL 519 941 0330 FAX 519 941 1830

BLACKWELL
STRUCTURAL ENGINEERS
134 PETER STREET, SUITE 1301
TORONTO, ONTARIO, M5V 2H2
TEL 416.593.5300 FAX 416.593.4840

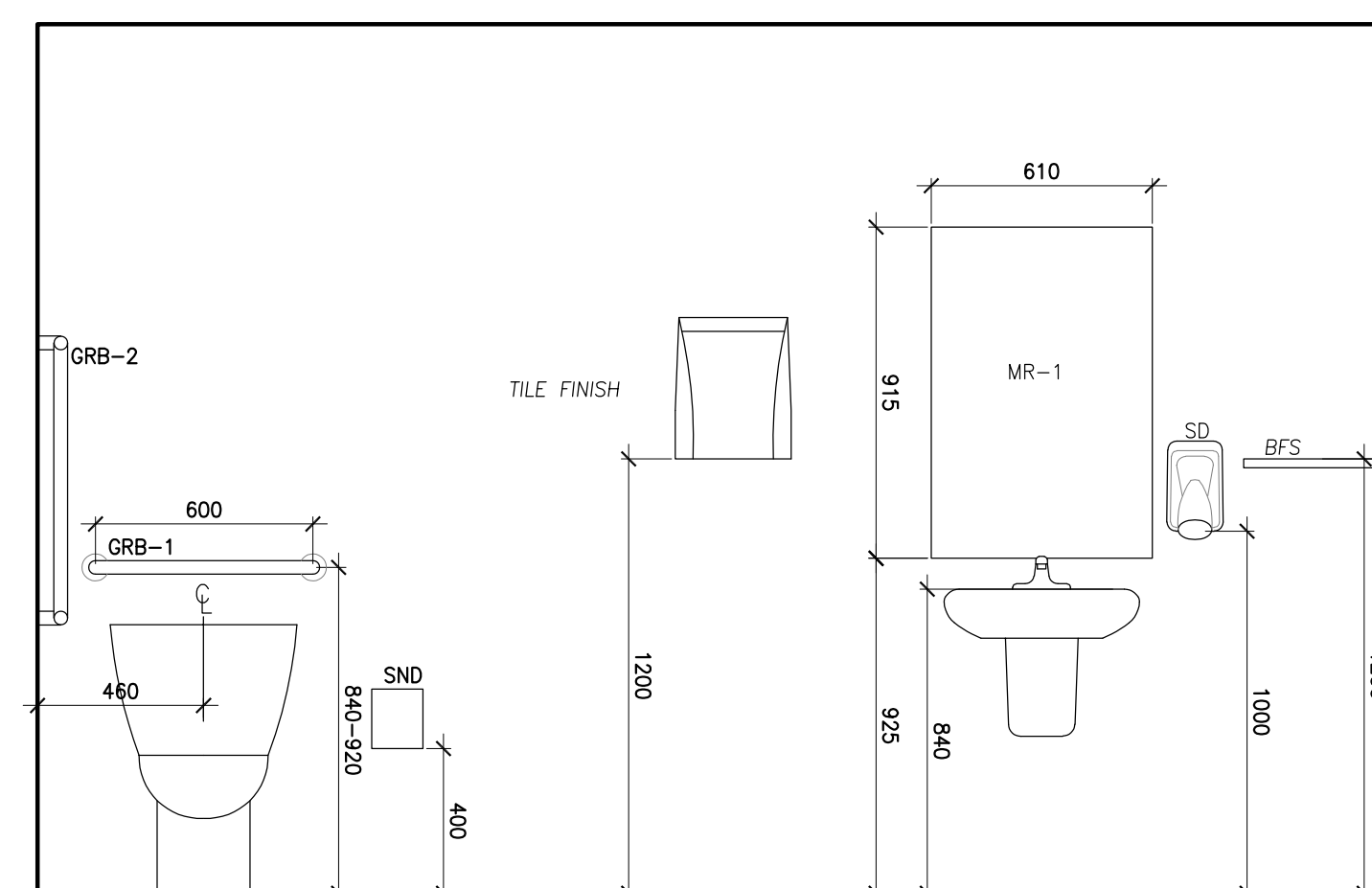
SMITH + ANDERSON
MECHANICAL AND ELECTRICAL ENGINEERS
1100 - 100 SHEPPARD AVENUE EAST
TORONTO, ONTARIO, M2N 6N5
TEL 416.487.8151



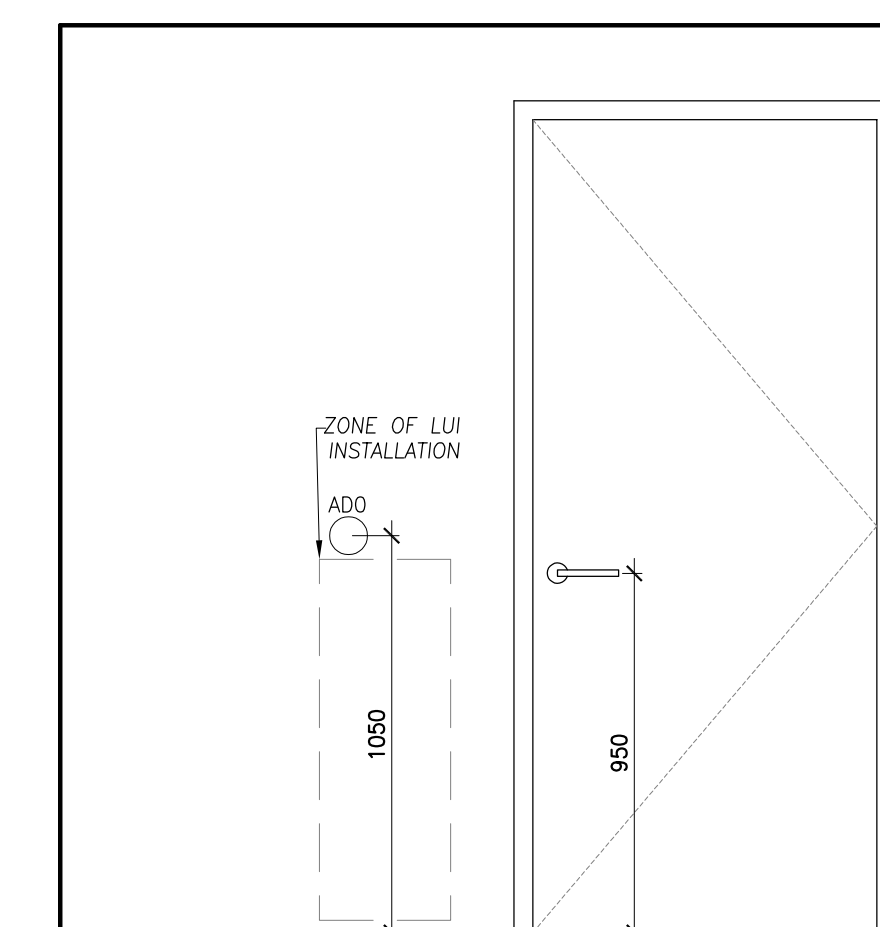
5 INT. ELEVATION - UNI. WC SOUTH
1:20



4 INT. ELEVATION - UNI. WC WEST
1:20

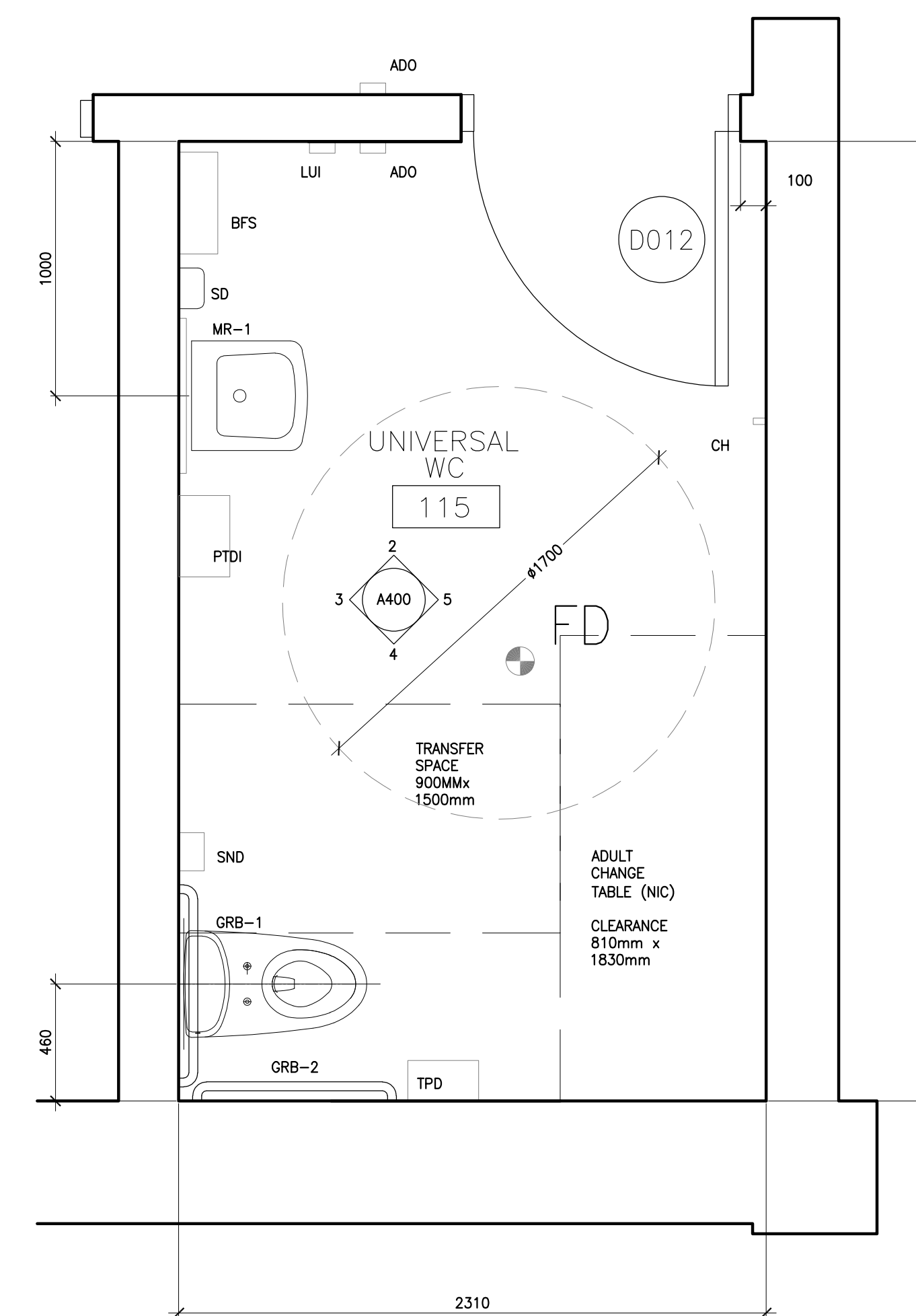


3 INT. ELEVATION - UNI. WC NORTH
1:20



2 INT. ELEVATION - UNI. WC EAST
1:20


LEGEND	NOTES
ADO AUTOMATIC DOOR OPERATOR	UNIVERSAL WASHROOM:
BF BARRIER FREE	PROVIDE AN EMERGENCY CALL SYSTEM THAT CONSISTS OF AUDIBLE AND VISUAL SIGNAL DEVICES INSIDE AND OUTSIDE OF THE WASHROOM THAT ARE ACTIVATED BY A CONTROL DEVICE INSIDE THE WASHROOM;
BFS SST BOTTLE FILL SHELF (BOBRICK B-295x16)	AN EMERGENCY SIGN THAT CONTAINS THE WORDS "IN THE EVENT OF AN EMERGENCY PUSH EMERGENCY BUTTON AND AUDIBLE AND VISUAL SIGNAL WILL ACTIVATE";
BFCN FOLD DOWN BARRIER FREE ADULT CHANGE TABLE (NIC)	SIGN LETTERS AT LEAST 25MM HIGH WITH A 5MM STROKE;
CH COAT HOOK (NIC)	POST SIGN ABOVE EMERGENCY BUTTON (LUI);
FD FLOOR DRAIN	PROVIDE UNIVERSAL WC IDENTIFICATION SIGNAGE TO CONSISTING OF THE INTERNATIONAL SYMBOL OF ACCESS AND SUCH GRAPHICS, TACTILE OR WRITTEN DIRECTIONS AS NEEDED TO INDICATE A UNIVERSAL WASHROOM SPACE;
GRB UNIVERSAL WC GRAB BARS GRB-1 HORIZONTAL BAR GRB-2 90 DEGREE BAR	
LUI LIGHT-UP INDICATOR	
MR MIRRORS - TEMPERED MR-1 610mm X 910mm	
PTDI PAPER TOWEL DISPENSER (N.I.C.)	
SCR SHOWER CURTAIN, RINGS, ROD	
SD SOAP DISPENSER (N.I.C.)	
SHW SHOWER	
SNR SAN. NAPKIN RECEPTOR (N.I.C.)	
TPD TOILET PAPER DISPENSER (N.I.C.)	
WD WASTE DISPOSAL BIN (N.I.C.)	



1 PLAN CALLOUT - UNIVERSAL WC
1:20

SAYERS FOOD LIMITED

132 BURLLEIGH STREET
E. 705.806.4531
e: sayers@apsley.ca



PROJECT TITLE
**NEW SAYERS FOOD STORE
BURLLEIGH STREET, APSLEY**

DRAWING TITLE
**UNIVERSAL WC
ENLARGED PLAN**

SCALE
1:100
DATE
JULY 15, 2022

PROJECT NUMBER
2102
DRAWING NUMBER

A400

- #79 - REFRIGERATION SYSTEM**
- OWNER TO SUPPLY AND INSTALL REFRIGERATION SYSTEM TO SERVICE ALL DISPLAY & WALKIN COOLERS/FREEZERS
 - REFER TO OXFORD ENERGY SOLUTIONS INC. DESCRIPTION BELOW FOR BASIS OF DESIGN FOR SYSTEM
 - SUPPLY - CONTACT BEN KUNGL AT OXFORD ENERGY SOLUTIONS INC.
 - EMAIL: BEN@OXFORDENERGY.CA
 - PHONE: 519-532-6373
 - ACCEPTABLE INSTALLERS:
 - OXFORD ENERGY SOLUTIONS INC (SEE ABOVE)
 - RITE-TEMP REFRIGERATION (519-631-8550)
 - HILL VALLEY ENERGY (terry@hillvalleyenergy.com)

Heat Loads:
 Please refer to excel spread sheet for load profile and circuits.
 this system currently has 28 refrigeration circuits in the control sequence.
 Total load profile = approx 200,000 @20 deg F SST, 60,000 @ -10 deg F SST, total system

Oxford Refrigeration LPP model 300/70. Complete packaged outdoor unit.
 Sized based on above mentioned loads. Condenser sized for full store at heat of rejection approximately 320,000 btu/hr based on a 15 degree T/D.
 Complete Oxford Sensori Platform with Gatemanager interface included.
 Secure access with firewall and trend logs.
 Lo and Medium Temp comprised of Copeland ZB scroll compressors with oil management and OPTIONAL Oxford Vapour Drive compressor, magnetic drive, oil free compressor.

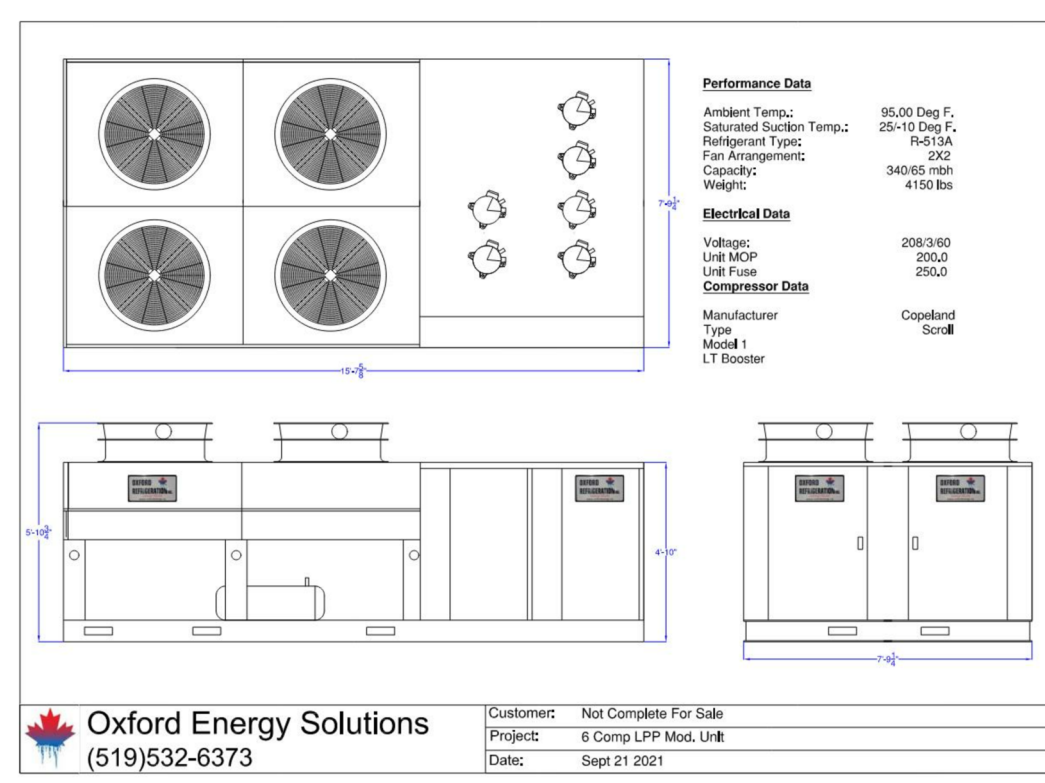
208/3 phase with 24vac control system.
 Boil out suction accumulator with sub-cooling loop, changeable suction and liquid line filters.
 Isolation valves, floating head pressure control, dual relief valves on receiver.
 Sub cooled loop and receiver on condenser.
 R-513a/POE oil, HFO, LOW GWP refrigerant.
 CSA approved.
 No disconnect in panel.
 Primary med temp compressor vfd driven.
 Condenser fans vfd driven.
 Low temperature compressor vfd driven
 Power monitor in cabinet.
 All EXV controls shown as separate below for all circuits.
 Store layout and distribution of local and remote case controls to be determined.
 System is PRE-programmed, PRE-charged with 100lbs of refrigerant and all I/O is PRE-checked.
 Spare can of POE oil shipped loose.

-Customer responsible for proper installation, piping practices, start up and commissioning with the assistance of Oxford tech.
 -Equipment comes pre-programmed/set up based on layout of store provided.
 -System receiver is exempt from TSSA registration.

-all terms and conditions listed at www.oxfordenergy.ca
 -Oxford Energy will not be held responsible for any delays of equipment affected by events that are beyond the control of Oxford Energy Solutions Inc.
 -Oxford Energy will not be held accountable for any issues resulting in loss of product or damage to product. The accountability of the food stuff in storage is the sole responsibility of the facility owner.

-Oxford listed equipment has a free 2nd year compressor warranty when trained personnel submits start up report on compressors. This can be done electronically.
 -3rd year warranty on compressors is available upon discussion and is an extra charge that is not included in this estimate.
 -All installation, permits, structural, engineering, etc all the responsibility of the customer.
 -Unloading equipment at site is responsibility of customer.
 -Location of internal 15" HMI screen to be discussed and connected to Internet system.
 -All cases/fixtures by Arneg. This estimate only covers the equipment listed in it.
 -All low temperature display cases will have high temp interlock relay installed by Arneg for automatic shut off of all door anti sweat heaters to be controlled via automation system. If case is being re-used then electrical of case will be re-done with EXV kit and relays.
 -All power for evaporator fans and defrost heaters to be supplied from the facility power distribution and controlled via low voltage signals to each case. Each case has the isolation relays for evaporator fans and defrost heaters in the case.

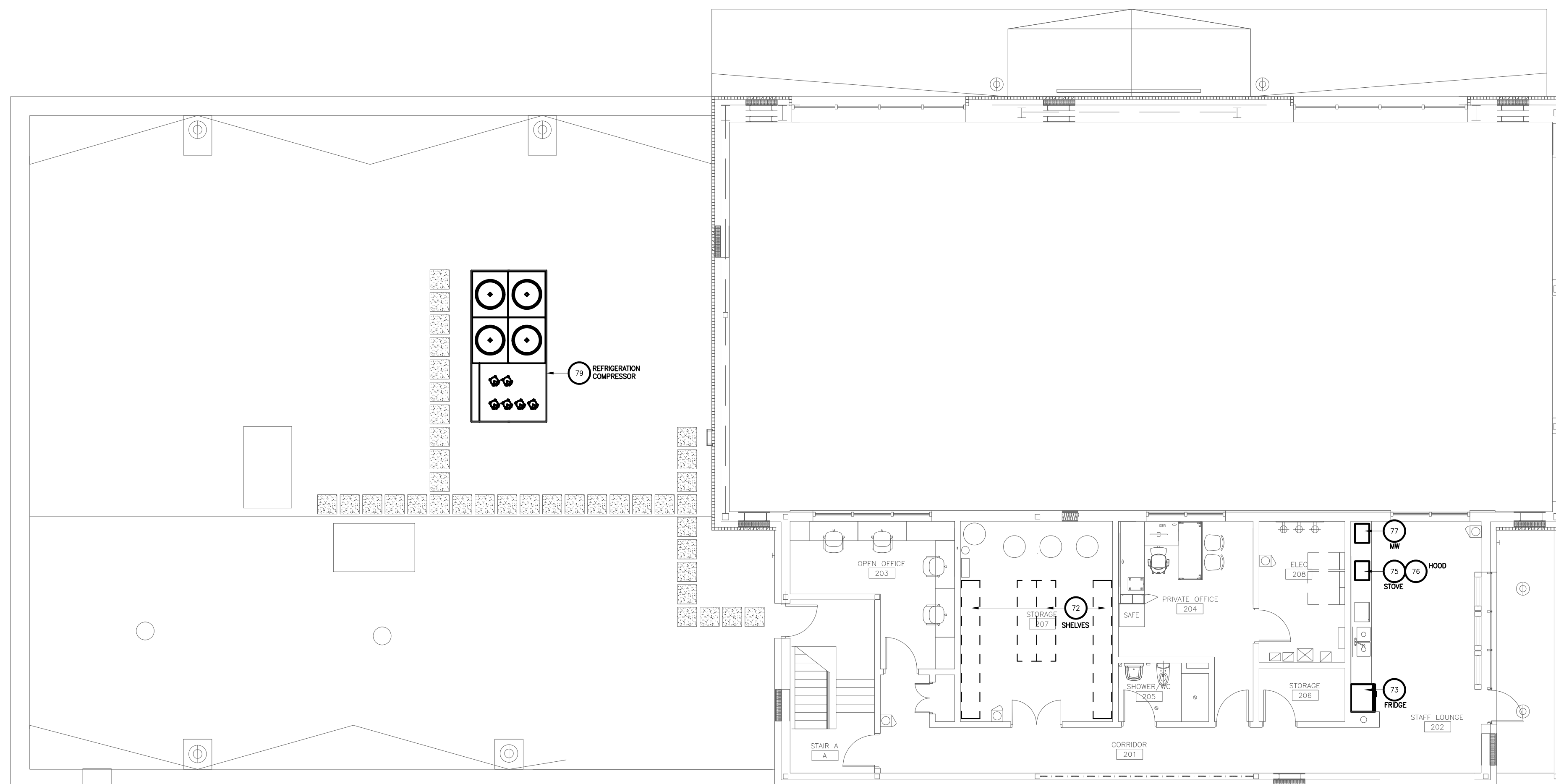
Evaporators listed for all walk in coolers/freezers on excel sheet.
 All evaporators will have ECM fan motors, insulated drain pans, electric defrost where applicable.
 Evaporator Ref Plus LSA/E series with insulated drain pans, ECM motors and electric defrost heaters where applicable.
 Listing of evaporator models on excel sheet and quantity.
 4 walk in cooler evaporators, 2 walk in freezer evaporators. 1 cut room evap.
 7 evaporators in total.
 Shipped directly to site.
 230vac single phase
 Oxford Refrigeration stand alone Sensori Circuit control with VEV integrated driver.
 Room and evaporator coil sensors and all transducers and cables required.
 Includes EXV sized as per Excel sheet.
 220/120/24vac/dc voltages
 CSA approved.



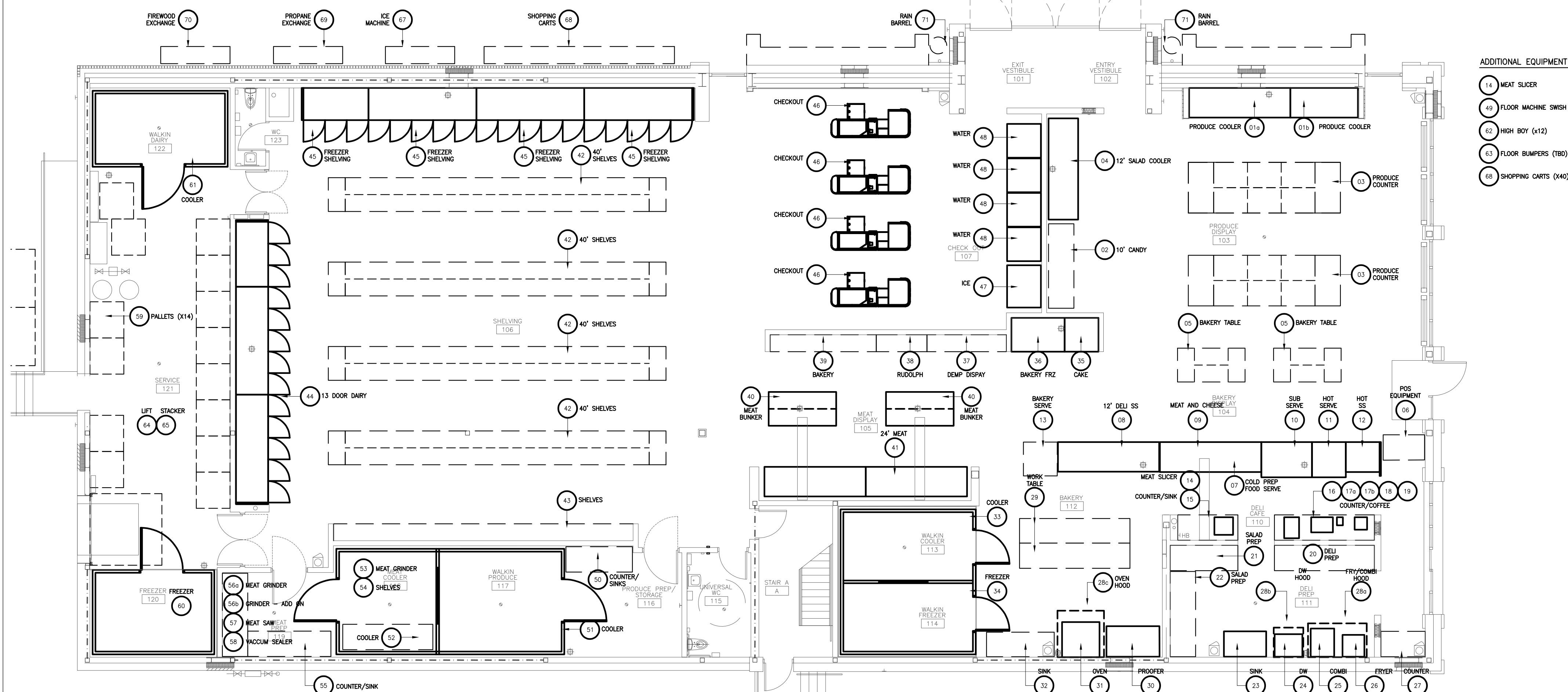
Oxford Energy Solutions
 (519)532-6373

Completed: Not Complete For Sale
 Project: 6 Comp LPP Mod. LHK
 Date: Sept 21 2021

1 REFRIGERATION SYSTEM



3 LEVEL 2 EQUIPMENT PLAN
 1:100



2 GROUND LEVEL EQUIPMENT PLAN
 1:100

Contractor must check and verify all dimensions on the job, and report any discrepancies to the Architect before proceeding with the work.
 Do not scale this drawing.

REVISIONS AND ISSUES			
REV	DESCRIPTION	DATE	BY
1	REVISED SPA	210809	AB
2	ISSUED FOR TENDER	210824	AB
3	REVISION TO BUILDING PERMIT	220315	AB
4	SI-01	220615	AB
5	BLG SET-OUT CAD	220715	AB
6	ISSUED FOR CONSTRUCTION	220715	AB
7			
8			
9			
10			
11			
12			

MJMA

maclean jankins miller architects
 425 adelade street west level 6
 Toronto Ontario M5V 3C1
 416 593 4794
 www.mjmaarchitects.com

TRITON ENGINEERING SERVICES LTD
 CIVIL ENGINEERS
 229 BROADWAY, UNIT 1
 ORANGEVILLE, ONTARIO, L9W 1K4
 TEL 519 941 0330 FAX 519 941 1830

BLACKWELL
 STRUCTURAL ENGINEERS
 134 PETER STREET, SUITE 1301
 TORONTO, ONTARIO, M5V 2H2
 TEL 416.593.5300 FAX 416.593.4840


SMITH + ANDERSON
 MECHANICAL AND ELECTRICAL ENGINEERS
 1100 - 100 SHEPPARD AVENUE EAST
 TORONTO, ONTARIO, M2N 6N5
 TEL 416.487.8151

SAYERS FOOD LIMITED

132 BURLEIGH STREET
 E. 705.856.4831
 e: sayers@apsley.com

NORTH ARROW

SEAL



PROJECT TITLE

NEW SAYERS FOOD STORE
 BURLEIGH STREET, APSLEY

DRAWING TITLE

EQUIPMENT FLOOR PLANS

SCALE

1:100

DATE

JULY 15, 2022

PROJECT NUMBER

2102

DRAWING NUMBER

A450

ITEM NO.	QTY	LOCATION	DESCRIPTION	BRAND	BASE OF DESIGN	DIMENSIONS (WxDxH)	SPEC COMMENTS	MECHANICAL				CONNECTION	AF(mm)	VOLTS	ELECTRICAL		HP	KW	ELECTRICAL REMARKS				
								COLD WATER (mm)	HOT WATER (mm)	FILTERED H2O	DRAIN				PHASE	AMPS							
05a	1	103 - PRODUCE DISPLAY	12' PRODUCE COOLER	Arneg	USGONA PMS-13 LSR T436 105-162 HF R23 2019-10-24	3657mm x 2602mm x 1892mm	OWNER SUPPLIED - CONTRACTOR INSTALLED. 12' UNIT, GANG TOGETHER WITH 4' UNIT	NA	NA	NA	1.1/2" ABS	NA	NA	Hardwired	Floor Supplied	120v	60Hz	1	3 Fans (0.57) + LED Lights EE (0.24) + (0.64)W	NA	NA	No Night Curtains No Electric Defrost Black Interior	
06	1	103 - PRODUCE DISPLAY	4' PRODUCE COOLER	Arneg	USGONA PMS-13 LSR T436 105-162 HF R23 2019-10-24	2438mm x 2602mm x 1892mm	OWNER SUPPLIED - CONTRACTOR INSTALLED. 4' UNIT, GANG TOGETHER WITH 12' UNIT	NA	NA	NA	1.1/2" ABS	NA	NA	Hardwired	Floor Supplied	120v	60Hz	1	2 Fans (0.57) + LED Lights EE (0.60) + (2.0-0.23)	NA	NA	No Night Curtains No Electric Defrost Black Interior	
07	1	103 - PRODUCE DISPLAY	30' CANTY	Caviga			OWNER SUPPLIED;	NA	NA	NA	NA	NA	NA	NA	NA	NA	NA	NA	NA	NA	NA	No Elec. Req.	
08	2	103 - PRODUCE DISPLAY	PRODUCE COUNTER	Caviga			OWNER SUPPLIED;	NA	NA	NA	NA	NA	NA	NA	NA	NA	NA	NA	NA	NA	NA	No Elec. Req.	
04	1	103 - PRODUCE DISPLAY	12' SALAD COOLER	Arneg	USGONA PMS-2_15 LSR T476 105-101 LF MF R14 2014-06-14	3657mm x 2602mm x 2088mm	OWNER SUPPLIED - CONTRACTOR INSTALLED.	NA	NA	NA	1.1/2" ABS	NA	NA	Hardwired	Floor Supplied	120v	60Hz	1	3 Fans (0.57) + LED Canopy = 1 + LED 3 rows Shelves 1-25 TOTAL = 2.82 A	NA	NA	No Electric Defrost Black Interior	
05	2	104 - BAKERY DISPLAY	BAKERY TABLE	Caviga			OWNER SUPPLIED;	NA	NA	NA	NA	NA	NA	NA	NA	NA	NA	NA	NA	NA	NA	No Elec. Req.	
06	1	104 - BAKERY DISPLAY	POS EQUIPMENT	Hubert			OWNER SUPPLIED - CONTRACTOR INSTALLED.	NA	NA	NA	NA	NA	NA	NA	NA	NA	NA	NA	NA	NA	NA	No Elec. Req.	
07		Reserved						NA	NA	NA	NA	NA	NA	NA	NA	NA	NA	NA	NA	NA	NA	No Elec. Req.	
08	1	110 - DELI CAFE	12' DELI SELF SERVE	Arneg	USGONA PMS-1 L3 LSR TRS 105-136 LF MF R14 2014-05-30	3657mm x 2602mm x 1526mm	OWNER SUPPLIED - CONTRACTOR INSTALLED.	NA	NA	NA	1.1/2" ABS	NA	NA	Hardwired	Floor Supplied	120v	60Hz	1	2 Fans (0.57) + LED Canopy = 1 + LED 3 rows Shelves 1-25 TOTAL = 2.82 A	NA	NA	No Electric Defrost Black Interior	
09	1	110 - DELI CAFE	MEAT & CHEESE	Arneg	GLASGOW 2 V	3658mm x 2083mm x 1372mm	OWNER SUPPLIED - CONTRACTOR INSTALLED.	NA	NA	NA	1.1/2" ABS	NA	NA	Hardwired	Floor Supplied	120v	60Hz	1	2 Fans (0.23) + LED Canopy = 1 + LED 3 rows Shelves TOTAL = 2.3 A	NA	NA	Provide Separate hardwired connection to GFI Plug Supplied with Case (for safety).	
10	1	110 - DELI CAFE	SUB SERV	Arneg	ADRE 2 FROST/COLD	1823mm x 1270mm x 1372mm	OWNER SUPPLIED - CONTRACTOR INSTALLED.	NA	NA	NA	1.1/2" ABS(42)	NA	NA	Hardwired	Floor Supplied	120v	60Hz	1	2 Fans (0.43) + LED Canopy = 24" LED 3 rows Shelves 1-2 TOTAL = 0.8 A	NA	NA	NA	
11	1	110 - DELI CAFE	HOT SERV	Arneg	GLASGOW 2 HOT/CHAUD	1218mm x 2083mm x 1372mm	OWNER SUPPLIED - CONTRACTOR INSTALLED.	NA	NA	NA	No Drain	NA	NA	Hardwired	Floor Supplied	120v	60Hz	1	2 Fans (0.23) + LED Canopy = 2 TOTAL = 0.46 A Hot Water = 18.6 A	NA	NA	Provide Separate hardwired connection to GFI Plug Supplied with Case (for safety).	
12	1	110 - DELI CAFE	HOT SS	Arneg	GLASGOW 2 HOT/CHAUD	1218mm x 2083mm x 1372mm	OWNER SUPPLIED - CONTRACTOR INSTALLED.	NA	NA	NA	No Drain	NA	NA	Hardwired	Floor Supplied	120v	60Hz	1	2 Fans (0.23) + LED Canopy = 2 TOTAL = 0.46 A Hot Water = 18.6 A	NA	NA	Provide Separate hardwired connection to GFI Plug Supplied with Case (for safety).	
13	1	110 - DELI CAFE	BAKERY SERVICE				OWNER SUPPLIED;	NA	NA	NA	NA	NA	NA	NA	NA	NA	NA	NA	NA	NA	NA	No Elec. Req.	
14	2	110 - DELI CAFE	MEAT SLICER	Hubert	MPI-1 MEAT SLICER	473mm x 405mm x 788mm	OWNER SUPPLIED. Note: Inc. Removable Knife Option	NA	NA	NA	NA	NA	NA	Wiring 5-10R	0' Card	120v	60Hz	1	5.6A	1/2 HP	0.72w		
15	1	110 - DELI CAFE	MEAT SLICER COUNTER/STOVE	GIS			OWNER SUPPLIED;																
16	1	110 - DELI CAFE	BURRO CHIEF	Hendrix	ParoChef - Buffet	1.80mm x 762mm x 382mm	OWNER SUPPLIED; None Ventless	NA	NA	NA	NA	NA	NA	Not to be used for Fatty Proteins - W no-handling	Wiring 6-10R	0' Card	200V/240vac	60Hz	1	3.8A	NA	NA	3.5 SW
17a	1	110 - DELI CAFE	ESPRESSO MACHINE	Smacook	Semioroff Apprx. Life 3-Group Full-Size	788mm x 546mm x 546mm	OWNER SUPPLIED; inc. TAPY 3x3/8" (1.0300001) - The Coffee Shop 3-Group Coffmaker	1/2"	1/2"	NA	No	Yes - 1" max.	NA	Inc. Dedicated Cold Water Line with Shutoff valve & 1/2" compression fitting. Inc. 20V 1.5 bar water softener	Wiring 6-20R	Wiring Counter	220v	60Hz	1	20A			
17b	1	110 - DELI CAFE	Coffee Grinder	Smacook	M8i G1 Demand	215mm x 292mm x 410mm	OWNER SUPPLIED;	NA	NA	NA	NA	NA	NA	Wiring 5-10R	0' Card	115v	60Hz	1	5	N/A	NA	175w	
18	1	110 - DELI CAFE	COFFEE MAKER	Keurig	Keurig DRUPS-ABS-1-AK-0M-DV-FPS	225mm x 354mm x 344mm	OWNER SUPPLIED;							Supplied with 1/4" male Barb fitting	Hardwired		220v	60Hz	1	2.5A		NA	1477w
19	1	110 - DELI CAFE	ESPRESSO COUNTER	GIS			OWNER SUPPLIED;																
20	1	111 - DELI PREP.	12' DELI PREP	GIS			OWNER SUPPLIED;																
21	1	111 - DELI PREP.	8' SALAD PREP	GIS			OWNER SUPPLIED;																
22	1	111 - DELI PREP.	30' SALAD PREP	GIS			OWNER SUPPLIED;																
23	1	111 - DELI PREP.	DVA	GIS			OWNER SUPPLIED - CONTRACTOR INSTALLED.																
24	1	111 - DELI PREP.	DISHWASHER	HOBART	AM15VLT BAS	1000mm x 813mm x 1718mm	OWNER SUPPLIED - CONTRACTOR INSTALLED. Note: No Vent Hood, Reverse On and Opening Clearances	1/2" female garden hose (1/2" length)	1/2" female garden hose (1/2" length)	1/4" female garden hose (1/2" length)	1/2" barb fitting with hose (1/2" length)	NA	NA	Hardwired	E1 - 12 11/16" AFF E2 - 14 13/16" AFF E3 - 15 11/16" AFF	E1 - 200-240 E2 - 200-240 E3 - 200-240	60Hz	3	E1 - 50 E2 - 50 E3 - 50			Refer to Spec Sheet For E1, E2, E3 Designation	
25	1	111 - DELI PREP.	COMB	Regional	Combo Pro 1-900T 600 (V)	853mm x 1026mm x 775mm	OWNER SUPPLIED - CONTRACTOR INSTALLED.	1/2" Hose	NA	NA	1" OD	NA	NA	Hardwired	60mm AFF	200V/240 VAC	60Hz	3	60A Breaker			NA	18.9 kw Electric - Not Gas Option
26	1	111 - DELI PREP.	RFIR	HOBART	2TRSLF-1	182mm x 762mm x 1200mm	OWNER SUPPLIED - CONTRACTOR INSTALLED.	NA	NA	NA	NA	Propane	1.1/4" NPT Common Gas Connection 188mm AFF	Hardwired		120v	60Hz	1	1.83kW	NA	NA	1/3 HP	
27	1	111 - DELI PREP.	OVEN	GIS			OWNER SUPPLIED;																
28a	1	111 - DELI PREP.	EXHAUST HOOD COMB + RFIR	GAYLORD	14 RD X10 DCA-300-54 PBA-14 MAKE-UP AIR PLENUM BOX ANSUL-FRE SUSPENSION SYSTEM	0' 4" 1772mm x 762mm	OWNER SUPPLIED - CONTRACTOR INSTALLED.	NA	NA	NA	NA	NA	NA	REFER TO MECHANICAL DRAWINGS	Hardwired								
28b	1	111 - DELI PREP.	EXHAUST HOOD OVEN	GAYLORD	14 RD X10 DCA-300-56 PBA-12 MAKE-UP AIR PLENUM BOX ANSUL-FRE SUSPENSION SYSTEM	0' 4" 1676mm x 762mm	OWNER SUPPLIED - CONTRACTOR INSTALLED.	NA	NA	NA	NA	NA	NA	REFER TO MECHANICAL DRAWINGS	Hardwired								
28c	1	111 - DELI PREP.	EXHAUST HOOD DISHWASHER	GAYLORD	VHS-16-43 VENTILATOR ANSUL-FRE SUSPENSION SYSTEM	0' 4" 1967mm x 2602mm x 762mm	OWNER SUPPLIED - CONTRACTOR INSTALLED.	NA	NA	NA	NA	NA	NA	REFER TO MECHANICAL DRAWINGS	Hardwired								
29	2	112 - BAKERY	BAKERY WORK TABLE	GIS			OWNER SUPPLIED;																
30	1	112 - BAKERY	PROOFER	HOBART	RA225-413' G-FL	1918mm x 1100mm x 2527mm	OWNER SUPPLIED - CONTRACTOR INSTALLED. 14" High Options inc. REFRESA Remote Refrigeration.	1/2" NPT 5" AFF	NA	NA	1.1/2" NPT 5" AFF	NA	NA	Hardwired	8" AFF	240v	60Hz	3 phase	NA	NA	NA	NA	
31	1	112 - BAKERY	OVEN	DOYON	0420	1153mm x 1256mm x 1854mm	OWNER SUPPLIED - CONTRACTOR INSTALLED. Note: Electric Oven	1/4" NPT	NA	YES	NA	NA	NA	inc. Water Filter (F1246)	Hardwired		208v	60Hz	1 phase	130A		NA	270w
32	1	112 - BAKERY	COUNTER/SINK	GIS			OWNER SUPPLIED - CONTRACTOR INSTALLED.																
33	1	113 - WALIN COOLER	COOLER	COOL MASTER	4" COOLER PANELS	2158mm x 4877mm x 2743mm	OWNER SUPPLIED - CONTRACTOR INSTALLED.	NA	NA	NA	NA	NA	NA										
34	1	114 - WALIN FREEZER	FREEZER	COOL MASTER	4" FREEZER PANELS	2158mm x 4877mm x 2743mm	OWNER SUPPLIED - CONTRACTOR INSTALLED.	NA	NA	NA	NA	NA	NA										
35	1	105 - MEAT DISPLAY	CASE	Arneg	PMS-6	1218mm x 1047mm x 1.373mm (top to height)	OWNER SUPPLIED - CONTRACTOR INSTALLED.	NA	NA	NA	1.1/2" ABS	NA	NA	Hardwired	Floor Supplied	120v	60Hz	1	2 Fans (0.13) + LED Canopy = 17" + LED 3 rows 3 Shelves 1-2 TOTAL = 0.6 A	NA	NA	No Electric Defrost Black Interior	
36	1	105 - MEAT DISPLAY	3 DOOR BAKERY FREEZER	MULDERSMAN	RLTM	1575mm x 1162mm x 2281mm	OWNER SUPPLIED - CONTRACTOR INSTALLED.	NA	NA	NA	1.1/2" ABS	NA	NA	Hardwired	Floor Supplied	120v Typical 208v Electric Defrost heater	60Hz	1/2 3	2 Fans = 13.2A, Door Heat = 4.4A, Frame Heat = 0.56A, LED Lighting = 0.26A, Door Heat = 0.65A, Defrost Heat = 6.22A	NA	NA		
37	1	105 - MEAT DISPLAY	CASE DISPLAY	Caviga			OWNER SUPPLIED;																
38	1	105 - MEAT DISPLAY	RIBBOLPH	Caviga			OWNER SUPPLIED;																
39	1	105 - MEAT DISPLAY	BAKERY SHELVING	Caviga			OWNER SUPPLIED;																

Contractor must check and verify all dimensions on the job, and report any discrepancies to the Architect before proceeding with the work.
Do not scale this drawing.

REVISIONS AND ISSUES

REV	DESCRIPTION	DATE	BY
1	REVISED SPA	210809	AB
2	ISSUED FOR TENDER	210824	AB
3	REVISION TO BUILDING PERMIT	220315	AB
4	SI-01	220615	AB
5	BLG SET-OUT CAD	220715	AB
6	ISSUED FOR CONSTRUCTION	220715	AB
7			
8			
9			
10			
11			
12			

MJMA
 maclellan jaunkains miller architects
 425 adelade street west level 6
 Toronto Ontario M5V 3C1
 416 593 4794
 www.mjmaarchitects.com

TRITON ENGINEERING SERVICES LTD
 CIVIL ENGINEERS
 229 BROADWAY, UNIT 1
 ORANGEVILLE, ONTARIO, L9W 1K4
 TEL 519 941 0330 FAX 519 941 1830


BLACKWELL
 STRUCTURAL ENGINEERS
 134 PETER STREET, SUITE 1301
 TORONTO, ONTARIO, M5V 2H2
 TEL 416.593.5300 FAX 416.593.4840

SMITH + ANDERSON
 MECHANICAL AND ELECTRICAL ENGINEERS
 1100 - 100 SHEPPARD AVENUE EAST
 TORONTO, ONTARIO, M2N 6N5
 TEL 416 487 8151

SAYERS FOOD LIMITED

132 BURLEIGH STREET
 T: 705.856.4531
 e: sayers@apsley.ca

NORTH ARROW



PROJECT TITLE
**NEW SAYERS FOOD STORE
 BURLEIGH STREET, APSLEY**

DRAWING TITLE
EQUIPMENT SCHEDULE

SCALE
NTS

DATE
JULY 15, 2022

PROJECT NUMBER
2102

DRAWING NUMBER
A451

ITEM NO.	QTY	LOCATION	DESCRIPTION	BRAND	BASIS OF DESIGN	DIMENSIONS (WxDxH)	SPEC COMMENTS	MECHANICAL				Mech Notes	CONNECTION	AFF (mm)	VOLTS	ELECTRICAL			HP	KW	ELECTRICAL REMARKS	
								COLD WATER (mm)	HOT WATER (mm)	FILTERED H2O	DRAIN					GAS	CYCLE	PHASE				AMPS
90	2	100 - MEAT DISPLAY	MEAT BURNER	Arnie	LAVAL Q2 S/C	2545mm x 1048mm x 935mm	OWNER SUPPLIED - CONTRACTOR INSTALLED	NA	NA	NA	NA	NA	Hardwired	Floor Supplied	230V	60Hz	1	0.68A	NA	NA	Dedicated Circuit	
91	2	100 - MEAT DISPLAY	1/2 MEAT SHELF	Arnie	OSBORN VIKO_L5 LB TD76 105-191 HF 836 2016-06-14	863mm x 1087mm x 208mm	OWNER SUPPLIED - CONTRACTOR INSTALLED	NA	NA	NA	1 1/2" ABS	NA	Hardwired	Floor Supplied	120V	60Hz	1	Fans = 2.5A Cansy = 0.5A Shelf = 1.25A	NA	NA	Dedicated Circuit No Defrost	
92	6	100 - SHELVING	90 SHELVING	ETAEK			OWNER SUPPLIED - CONTRACTOR INSTALLED														Provide Floor Outlet Connections	
93	1	100 - SHELVING	SHELVES	ETAEK			OWNER SUPPLIED - CONTRACTOR INSTALLED															
94	2	100 - SHELVING	3 DOOR DAIRY SHELVING	HUSMANN	RMFM	806mm x 1162mm x 2263mm	OWNER SUPPLIED - CONTRACTOR INSTALLED	NA	NA	NA	1 1/2" ABS	NA	Hardwired	Floor Supplied	120V	60Hz	1	5 Fans 12.5A Door Heat = NA Frame Heat = 0.32; LED Lighting = 0.84A;				
94b	1	100 - SHELVING	3 DOOR DAIRY SHELVING	HUSMANN	RMFM	2350mm x 1162mm x 2263mm	OWNER SUPPLIED - CONTRACTOR INSTALLED	NA	NA	NA	1 1/2" ABS	NA	Hardwired	Floor Supplied	120V	60Hz	1	3 Fans 10.5A Door Heat = NA Frame Heat = 0.32; LED Lighting = 0.53A;				
95	4	100 - SHELVING	3 DOOR FREEZER SHELVING	HUSMANN	RLM	806mm x 1162mm x 2263mm	OWNER SUPPLIED - CONTRACTOR INSTALLED	NA	NA	NA	1 1/2" ABS	NA	Hardwired	Floor Supplied	120V Typical; 200W Electric Defrost Heater	60Hz	1/3	5 Fans 17.5A; Door Heat = 3.6A; Frame Heat = 2.8A; LED Lighting = 0.54A;				
96	4	100 - CHECKOUT	CHECKOUT	PAN OXTON	3-M-130	2625mm x 1235mm x 1305mm	OWNER SUPPLIED AND INSTALLED; CONTRACTOR PROVIDE ROUGH INS	NA	NA	NA	NA	NA			120			2.5A				
97	1	100 - CHECKOUT	ICE MACHINE	HYLAND ICE	MODEL 65		OWNER SUPPLIED	NA	NA	NA	NA	NA	Nema 3-15p	6' Long Cord	115V	60Hz	1 phase	1.5A	NA	NA	Dedicated Circuit	
98	4	100 - CHECKOUT	3B WATER	ROCKY RIDGE	47" 1/2" MODEL	1307mm x 1307mm x 1702mm	OWNER SUPPLIED	NA	NA	NA	NA	NA	NA	NA	NA	NA	NA	NA	NA	NA		
99	1	A - STAFF	FLOOR MACHINE SWASH				OWNER SUPPLIED															
100	1	110 - PRODUCE	COUNTER/SINKS	GSB			OWNER SUPPLIED - CONTRACTOR INSTALL															
101	1	110 - WALNUT PRODUCE	COOLER	COOL MASTER	4" COOLER PANELS OUTDOOR COMPRESSOR (ASH95122MAG1) INTERIOR COILS LIGHT	862mm x 432mm x 2743mm	OWNER SUPPLIED - CONTRACTOR INSTALLED	NA	NA	NA	1"	NA	Coordinate location of drain with based on condensate requirements	Hardwired	OUTDOOR COMPRESSOR (ASH95122MAG1) = 230V INTERIOR COILS = 150V LIGHT = 150V	60Hz		OUTDOOR COMPRESSOR (ASH95122MAG1) = 20A INTERIOR COILS = 15A LIGHT = 15A	OUTDOOR COMPRESSOR (ASH95122MAG1) = 1- 1/2 HP			
102	1	110 - MEAT COOLER	COOLER	COOL MASTER	4" COOLER PANELS OUTDOOR COMPRESSOR (ASH95122MAG1) INTERIOR COILS LIGHT	862mm x 367mm x 2743mm	OWNER SUPPLIED - CONTRACTOR INSTALLED	NA	NA	NA	1"	NA	Coordinate location of drain with based on condensate requirements	Hardwired	OUTDOOR COMPRESSOR (ASH95122MAG1) = 230V INTERIOR COILS = 150V LIGHT = 150V	60Hz		OUTDOOR COMPRESSOR (ASH95122MAG1) = 20A INTERIOR COILS = 15A LIGHT = 15A	OUTDOOR COMPRESSOR (ASH95122MAG1) = 1- 1/2 HP			
103	1	110 - MEAT COOLER	MEAT GRINDER	HOBART	8146-19	2716mm x 676mm x 1233mm	OWNER SUPPLIED	NA	NA	NA	NA	NA	Hardwired		200V	60Hz	3 phase	13.20A	3hp	7.66kW		
104	1	110 - MEAT COOLER	SHREWS	GSB			OWNER SUPPLIED															
105	1	110 - MEAT PREP	COUNTER/SINKS	GSB			OWNER SUPPLIED - CONTRACTOR INSTALL															
106	1	110 - MEAT PREP	MEAT GRINDER	HOBART	M2032-1 Puma Meat Grinder	686mm x 1448mm x 1270mm	OWNER SUPPLIED	NA	NA	NA	NA	NA	115-90	6' Long Cord	208V	60Hz	3 phase	30A	7.5 hp - Grind 1 hp - Mix			
106	1	110 - MEAT PREP	MEAT GRINDER - TENDERIZER ADD-ON	HOBART	803-1 Tenderizer	510mm x 267mm x 462mm	OWNER SUPPLIED	NA	NA	NA	NA	NA	Nema 3-15p	6' Long Cord	115V	60Hz	1 phase	NA	1/2 hp	60W		
107	1	110 - MEAT PREP	MEAT BONE SAW, ELECTRIC	HOBART	8891-22 MEAT BONE SAW	860mm x 845mm x 810mm	OWNER SUPPLIED						115-20p	6' Long Cord	208 240V	60Hz	3 phase	7.25	3hp	1.95kW		
108	1	110 - MEAT PREP	VACUUM SEALER	HOBART			OWNER SUPPLIED															
109	15	120 - SKI/ICE	BALLETS BACKING	GSB			OWNER SUPPLIED															
110	1	120 - FREEZER	FREEZER	COOL MASTER	4" FREEZER PANELS	8048mm x 4394mm x 2743mm	OWNER SUPPLIED - CONTRACTOR INSTALLED	NA	NA	NA	NA	NA										
111	1	120 - WALNUT DAIRY	COOLER	COOL MASTER	4" COOLER PANELS	2745mm x 4826mm x 2743mm	OWNER SUPPLIED - CONTRACTOR INSTALLED	NA	NA	NA	NA	NA										
112	12	000 - MISC INTERIOR	HIGH BOYS	TBC			OWNER SUPPLIED															
113	TBD	000 - MISC INTERIOR	FLOOR BUMPER	Arnie or NEI Plastic			OWNER SUPPLIED - CONTRACTOR INSTALLED															
114	1	000 - MISC INTERIOR	LIFT	Perthco			OWNER SUPPLIED															
115	1	000 - MISC INTERIOR	STACKER	TBC			OWNER SUPPLIED															
116			Reserved																			
117	1	000 - EXTERIOR	ICE MACHINE	HYLAND ICE	MODEL 100	2388mm x 802mm x 802mm	800/82 Cabinet OWNER SUPPLIED	NA	NA	NA	NA	NA	Nema 3-15p	6' Long Cord	115V	60Hz	1 phase	3.5A	NA	NA	Resistor, Dedicated Circuit	
118	40	000 - EXTERIOR	SHOPPING CARTS	TBC			OWNER SUPPLIED															
119	1	000 - EXTERIOR	PROPANE EXCHANGE	TBC			OWNER SUPPLIED															
120	1	000 - EXTERIOR	FIREWOOD EXCHANGE	TBC			OWNER SUPPLIED															
121	2	000 - EXTERIOR	RAIN BARRELS	TBC			OWNER SUPPLIED															
122	TBD	200 - STORAGE	STORAGE SHELVES	CRB			OWNER SUPPLIED															
123	1	200 - STAFF LOUNGE	RESIDENTIAL BRIDGE	Viking	RWFS181 - 30"	514mm x 795mm x 1765mm	OWNER SUPPLIED 55 Finish	NA	NA	YES	NA	NA	Nema 3-15p		120V	60Hz	1 phase	15.5 to 20A	NA			
124			Reserved																			
125	1	200 - STAFF LOUNGE	STOVE - STANDARD ELECTRIC RANGE/OVEN	Flagstone	FFH9040 SW	86 5/8" x 26 7/8" x 3 3/4"	OWNER SUPPLIED															
126	1	200 - STAFF LOUNGE	STOVE - HOOD	Brann	DCS1245C		OWNER SUPPLIED - CONTRACTOR INSTALL															
127	1	200 - STAFF LOUNGE	MICROWAVE	Viking	RW630	610mm x 488mm x 139mm	OWNER SUPPLIED	NA	NA	NA	NA	NA	Nema 3-15p		120V	60Hz	1 phase	13A	NA	1.5kW		
128	1	000 - EXTERIOR	SHOPPING CART CORNER				OWNER SUPPLIED															
129	1	Roof-top	Refrigeration Condenser	TBC			OWNER SUPPLIED - CONTRACTOR INSTALLED															

Contractor must check and verify all dimensions on the job, and report any discrepancies to the Architect before proceeding with the work.
Do not scale this drawing.

REVISIONS AND ISSUES

REV	DESCRIPTION	DATE	BY
1	REVISED SPA	210809	AB
2	ISSUED FOR TENDER	210824	AB
3	REVISION TO BUILDING PERMIT	220315	AB
4	SI-01	220615	AB
5	BLG SET-OUT CAD	220715	AB
6	ISSUED FOR CONSTRUCTION	220715	AB
7			
8			
9			
10			
11			
12			

MJMA
maclean jaunkins miller architects
425 adelade street west level 6
Toronto Ontario M5V 3C1
416 593 4794
www.mjmaarchitects.com

TRITON ENGINEERING SERVICES LTD
CIVIL ENGINEERS
229 BROADWAY, UNIT 1
ORANGEVILLE, ONTARIO, L9W 1K4
TEL 519 941 0330 FAX 519 941 1830


BLACKWELL
STRUCTURAL ENGINEERS
134 PETER STREET, SUITE 1301
TORONTO, ONTARIO, M5V 2H2
TEL 416.593.5300 FAX 416.593.4840

SMITH + ANDERSON
MECHANICAL AND ELECTRICAL ENGINEERS
1100 - 100 SHEPPARD AVENUE EAST
TORONTO, ONTARIO, M2N 6N5
TEL 416 487 8151

SAYERS FOOD LIMITED

132 BURLEIGH STREET
E. 705.856.4531
e: sayers@apsley.ca

NORTH ARROW



PROJECT TITLE
**NEW SAYERS FOOD STORE
BURLEIGH STREET, APSLEY**

DRAWING TITLE
EQUIPMENT SCHEDULE

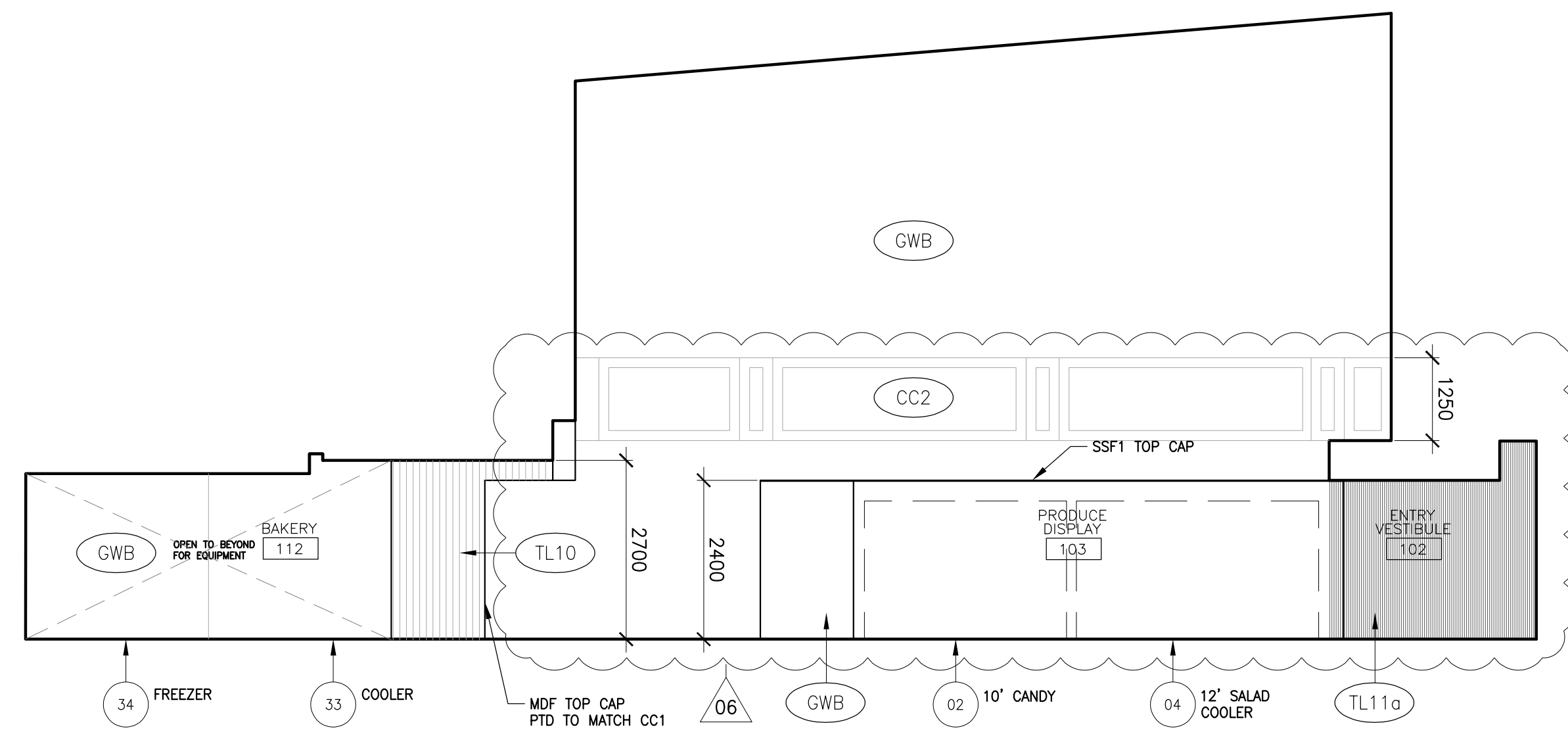
SCALE
NTS

DATE
JULY 15, 2022

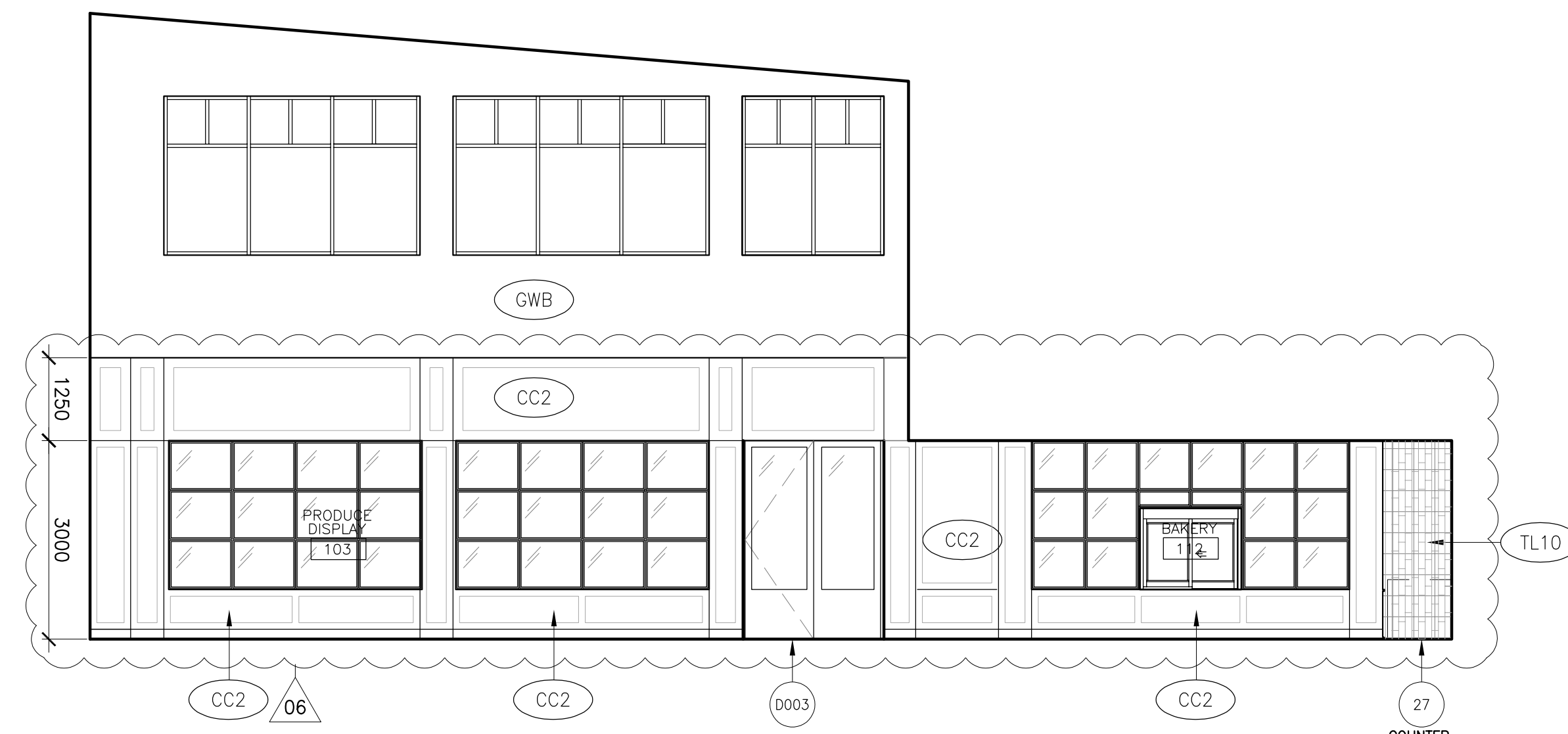
PROJECT NUMBER
2102

DRAWING NUMBER

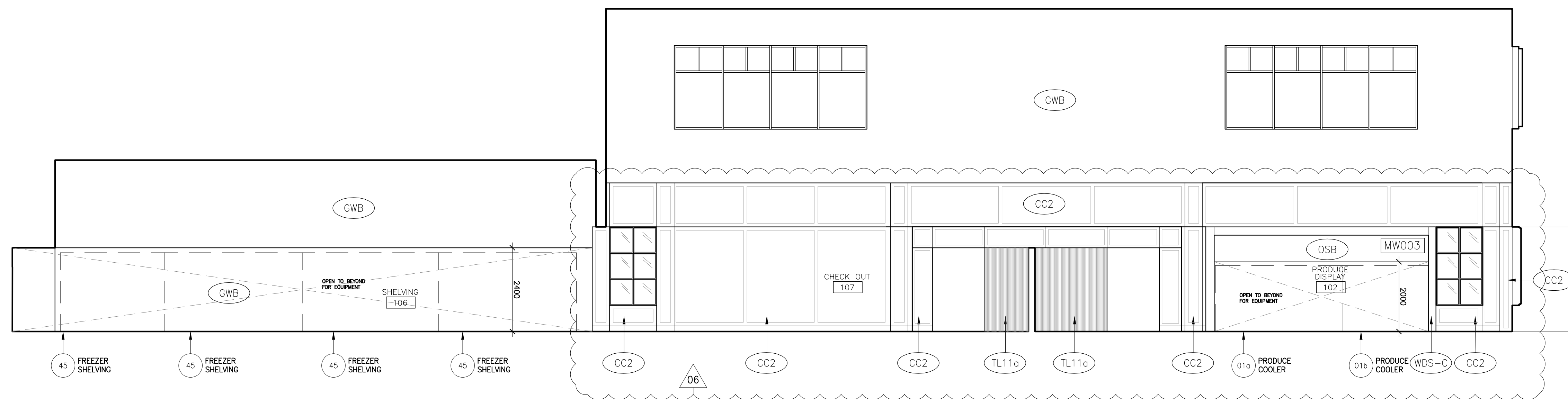
A452



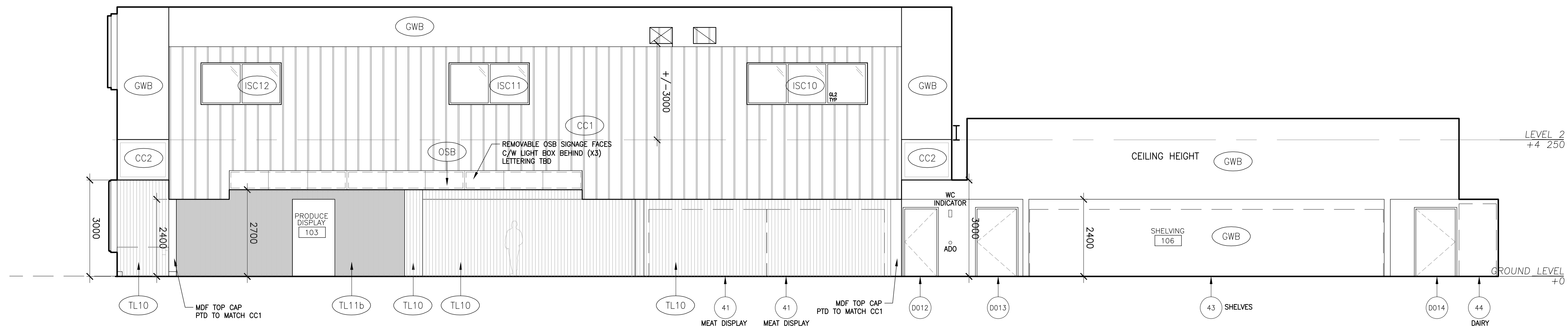
4 NORTH FACING
L1 - PRODUCE DISPLAY



3 SOUTH FACING
L1 - PRODUCE DISPLAY



2 EAST FACING
L1 - PRODUCE DISPLAY



1 WEST FACING
L1 - PRODUCE DISPLAY

Contractor must check and verify all dimensions on the job, and report any discrepancies to the Architect before proceeding with the work.
Do not scale this drawing.

REVISIONS AND ISSUES

REV	DESCRIPTION	DATE	BY
1	REVISED SPA	210809	AB
2	ISSUED FOR TENDER	210824	AB
3	REVISION TO BUILDING PERMIT	220315	AB
4	SI-01	220615	AB
5	BLG SET-OUT CAD	220715	AB
6	ISSUED FOR CONSTRUCTION	220715	AB
7			
8			
9			
10			
11			
12			

MJMA

maclellan jaunkalns miller architects
425 adelade street west level 6
toronto ontario m5v 3c1
416 593 4794
www.mjmaarchitects.com

TRITON ENGINEERING SERVICES LTD
CIVIL ENGINEERS

229 BROADWAY, UNIT 1
ORANGEVILLE, ONTARIO, L9W 1K4
TEL 519 941 0330 FAX 519 941 1830

BLACKWELL
STRUCTURAL ENGINEERS

134 PETER STREET, SUITE 1301
TORONTO, ONTARIO, M5V 2H2
TEL 416.593.5300 FAX 416.593.4840

SMITH + ANDERSON
MECHANICAL AND ELECTRICAL ENGINEERS

1100 - 100 SHEPPARD AVENUE EAST
TORONTO, ONTARIO, M2N 6N5
TEL 416.487.8151

SAYERS FOOD LIMITED

132 BURLEIGH STREET
E 705.856.4531
e: sayers@apsley.ca

NORTH ARROW

SEAL



PROJECT TITLE

**NEW SAYERS FOOD STORE
BURLEIGH STREET, APSLEY**

DRAWING TITLE

INTERIOR ELEVATIONS

SCALE

1:100

DATE

JULY 15, 2022

PROJECT NUMBER

2102

DRAWING NUMBER

A500

Contractor must check and verify all dimensions on the job, and report any discrepancies to the Architect before proceeding with the work.
Do not scale this drawing.

REVISIONS AND ISSUES

REV	DESCRIPTION	DATE	BY
1	REVISED SPA	210809	AB
2	ISSUED FOR TENDER	210824	AB
3	REVISION TO BUILDING PERMIT	220315	AB
4	SI-01	220615	AB
5	BLG SET-OUT CAD	220715	AB
6	ISSUED FOR CONSTRUCTION	220715	AB
7			
8			
9			
10			
11			
12			

MJMA

macLennan jaunkalns miller architects
425 adelade street west level 6
toronto ontario m5v 3c1
416 593 4794
www.mjmachitects.com


TRITON ENGINEERING SERVICES LTD
CIVIL ENGINEERS
229 BROADWAY, UNIT 1
ORANGEVILLE, ONTARIO, L9W 1K4
TEL 519 941 0330 FAX 519 941 1830

BLACKWELL
STRUCTURAL ENGINEERS
134 PETER STREET, SUITE 1301
TORONTO, ONTARIO, M5V 2H2
TEL 416.593.5300 FAX 416.593.4840

SMITH + ANDERSON
MECHANICAL AND ELECTRICAL ENGINEERS
1100 - 100 SHEPPARD AVENUE EAST
TORONTO, ONTARIO, M2N 6N5
TEL 416.487.8151

SAYERS FOOD LIMITED

132 BURLEIGH STREET
E 705.856.4531
s: sayers@apsley.ca



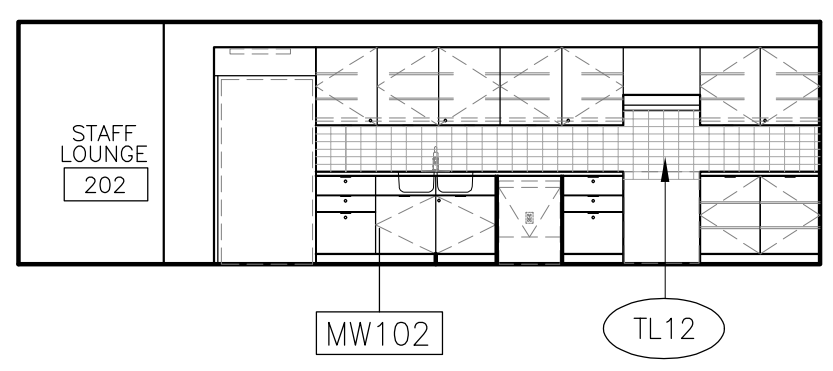
PROJECT TITLE
**NEW SAYERS FOOD STORE
BURLEIGH STREET, APSLEY**

DRAWING TITLE
INTERIOR ELEVATIONS

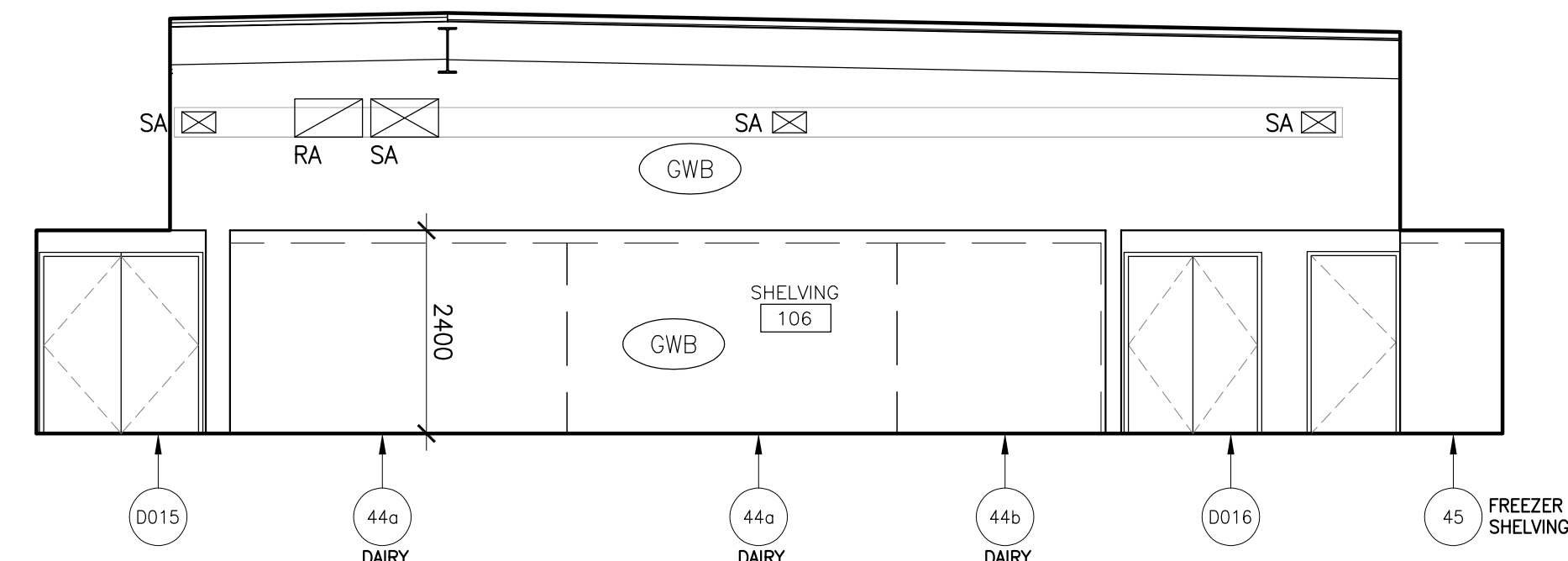
SCALE
1:100
DATE
JULY 15, 2022

PROJECT NUMBER
2102
DRAWING NUMBER

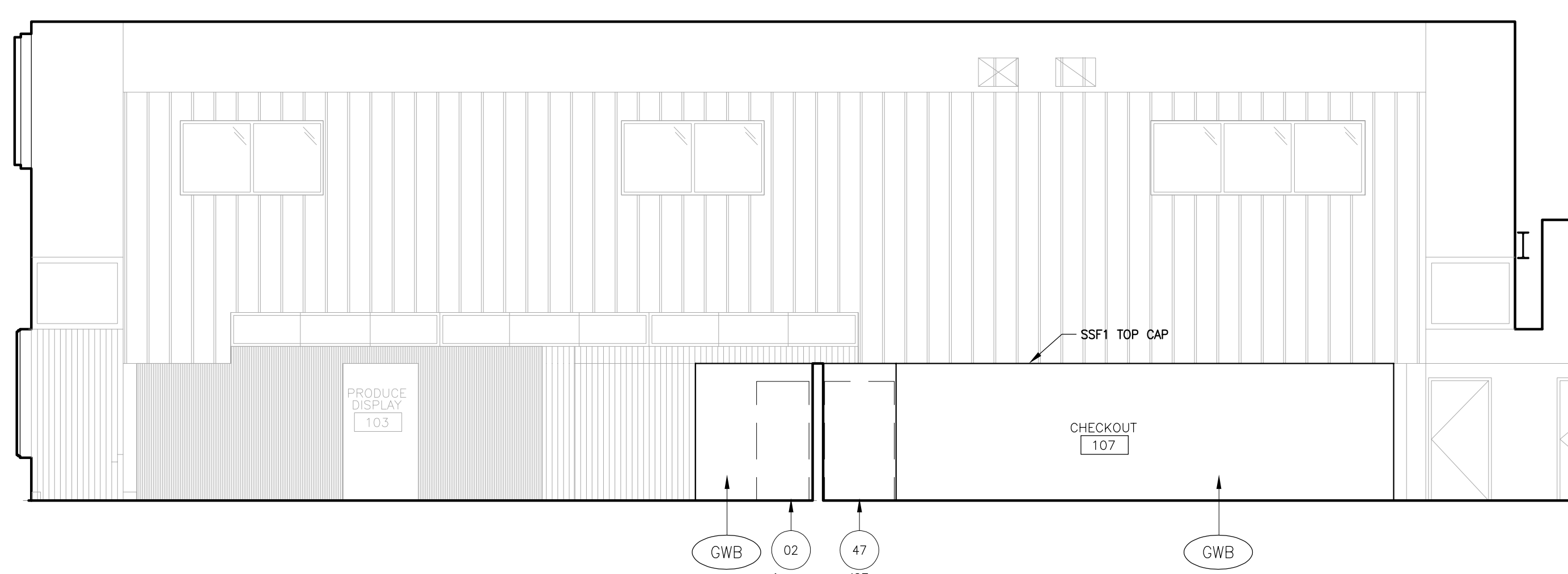
A501



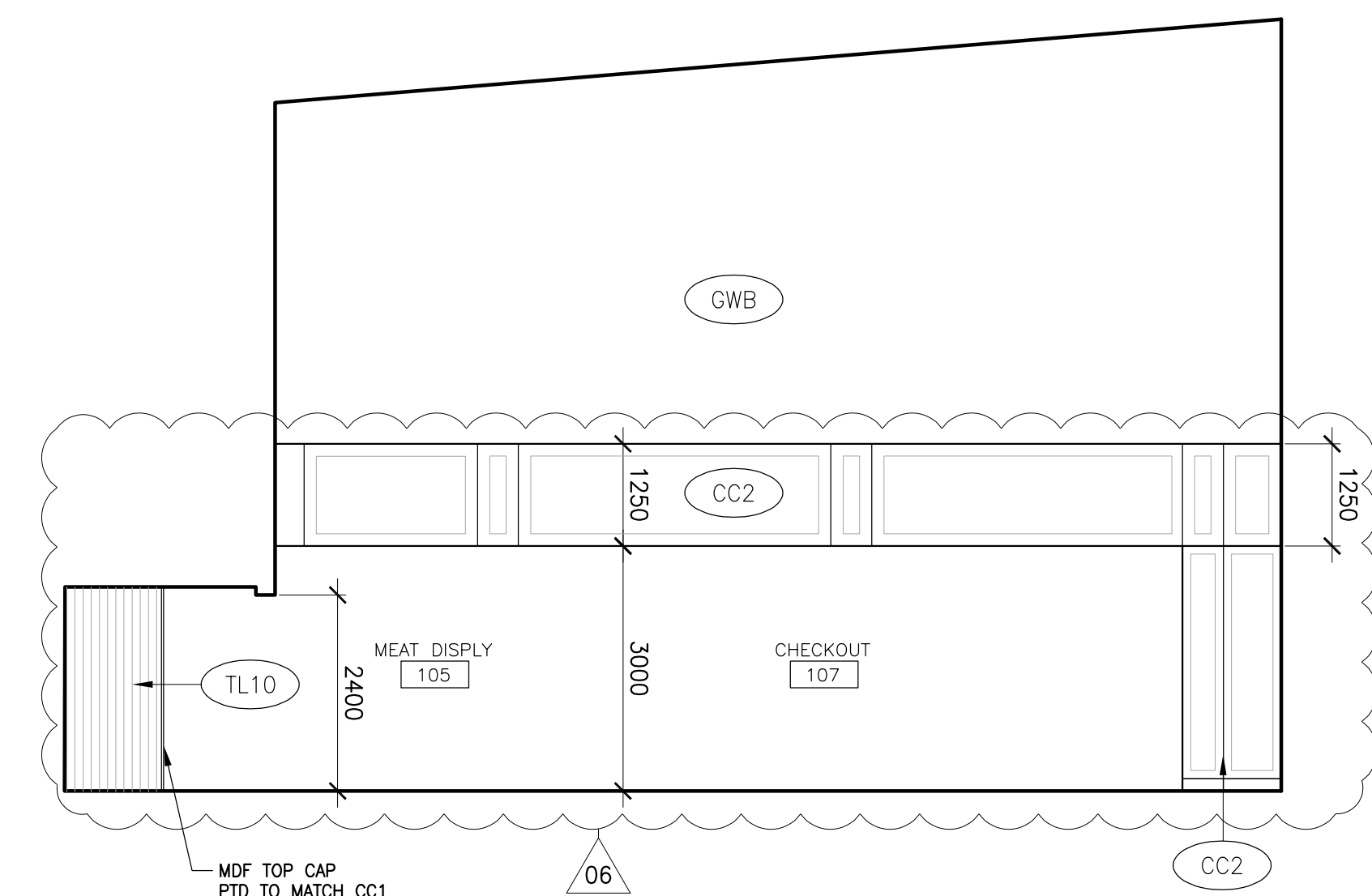
6 NORTH ELEVATION
L2 - STAFF LOUNGE



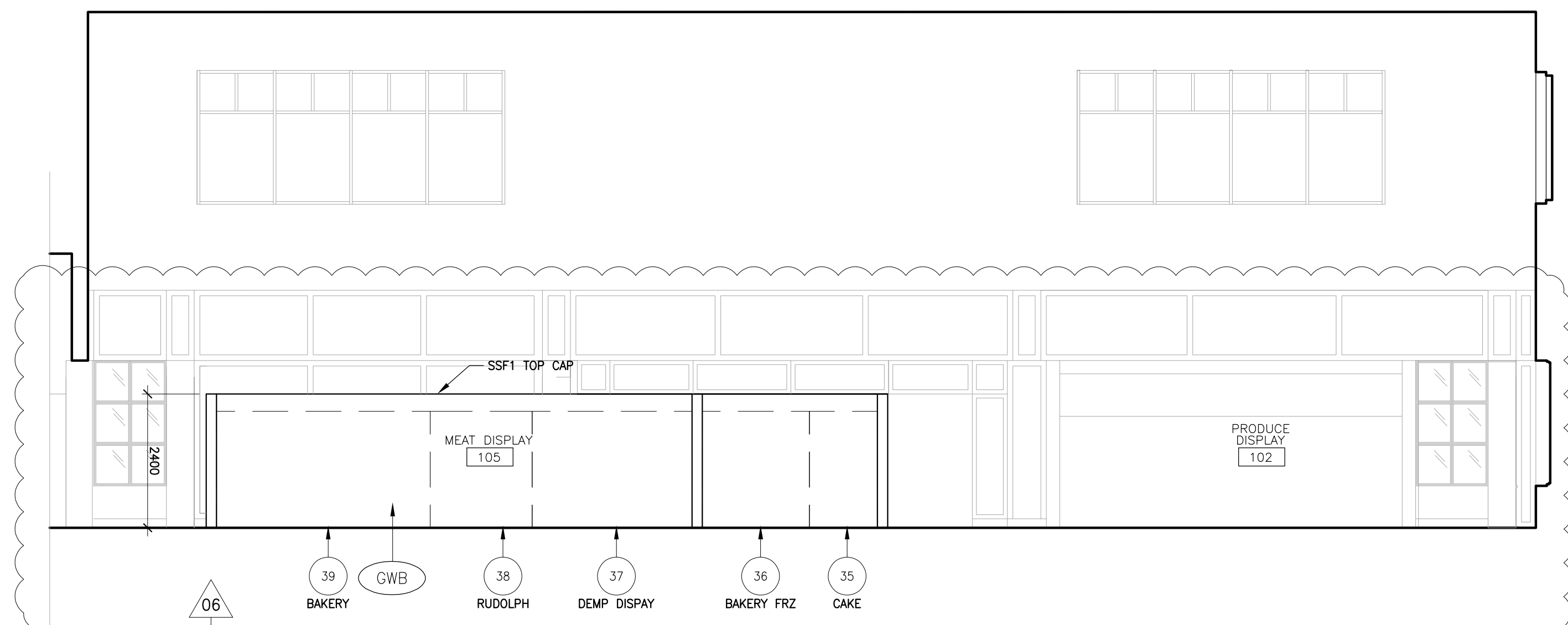
5 NORTH ELEVATION
L1 - SHELVING



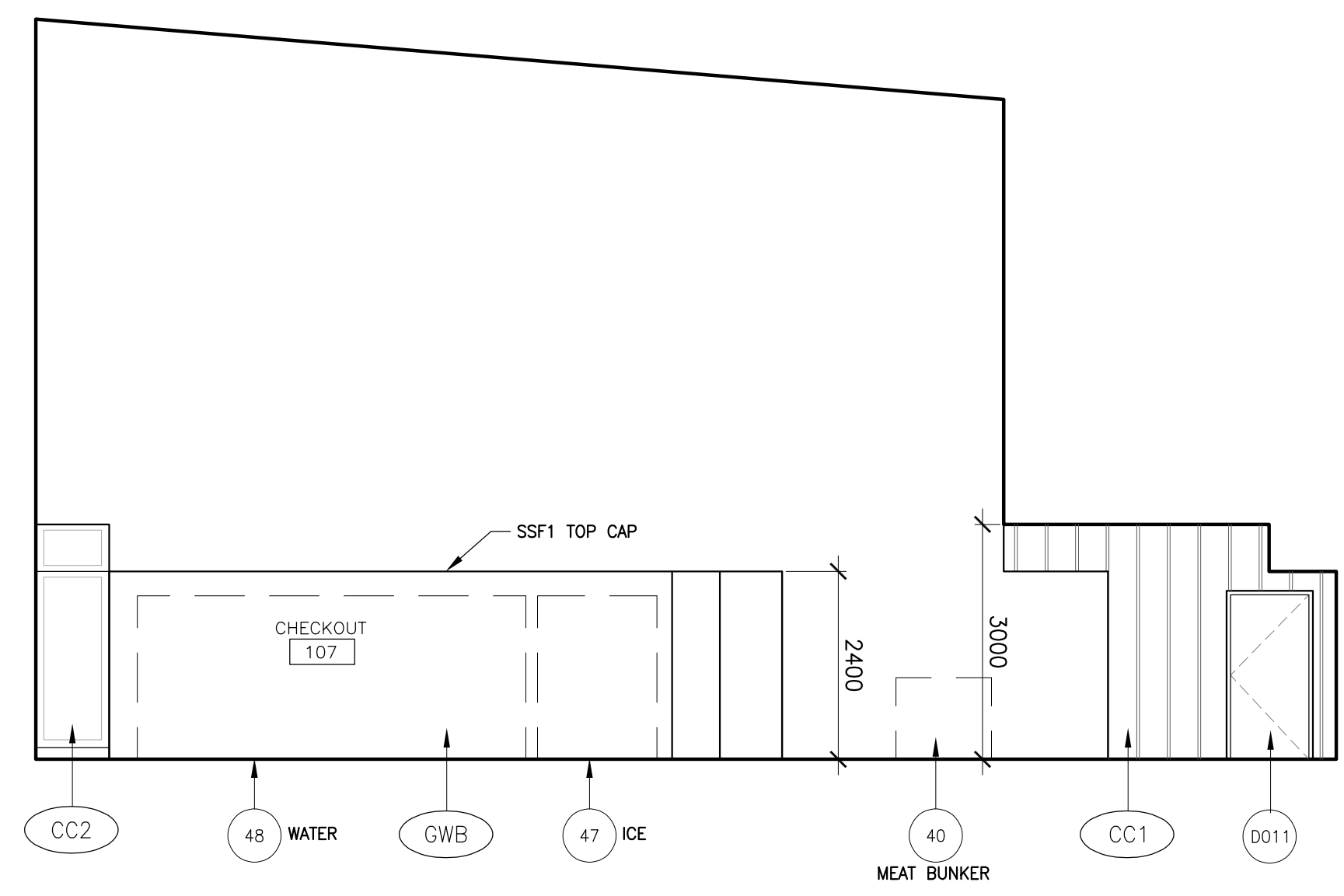
4 WEST ELEVATION
L1 - CHECKOUT



3 NORTH ELEVATION
L1 - CHECKOUT



2 EAST ELEVATION
L1 - CHECKOUT



1 SOUTH ELEVATION
L1 - CHECKOUT

Contractor must check and verify all dimensions on the job, and report any discrepancies to the Architect before proceeding with the work.
Do not scale this drawing.

REVISIONS AND ISSUES

REV	DESCRIPTION	DATE	BY
1	REVISED SPA	210809	AB
2	ISSUED FOR TENDER	210824	AB
3	REVISION TO BUILDING PERMIT	220315	AB
4	SI-01	220615	AB
5	BLG SET-OUT CAD	220715	AB
6	ISSUED FOR CONSTRUCTION	220715	AB
7			
8			
9			
10			
11			
12			

MJMA

macleanen jaunkalns miller architects
425 adelade street west level 6
toronto ontario m5v 3c1
416 593 4794
www.mjmaarchitects.ca

TRITON ENGINEERING SERVICES LTD

CIVIL ENGINEERS
229 BROADWAY, UNIT 1
ORANGEVILLE, ONTARIO, L9W 1K4
TEL 519 941 0330 FAX 519 941 1830

BLACKWELL

STRUCTURAL ENGINEERS
134 PETER STREET, SUITE 1301
TORONTO, ONTARIO, M5V 2H2
TEL 416.593.5300 FAX 416.593.4840

SMITH + ANDERSON


MECHANICAL AND ELECTRICAL ENGINEERS
1100 - 100 SHEPPARD AVENUE EAST
TORONTO, ONTARIO, M2N 6N5
TEL 416.487.8151

SAYERS FOOD LIMITED

132 BURLEIGH STREET
E. 705.856.4531
e: sayers@apsley.ca

NORTH ARROW

SEAL



PROJECT TITLE

**NEW SAYERS FOOD STORE
BURLEIGH STREET, APSLEY**

DRAWING TITLE

**DELI AND BAKERY
INTERIOR WALL SECTIONS**

SCALE

1:10

DATE

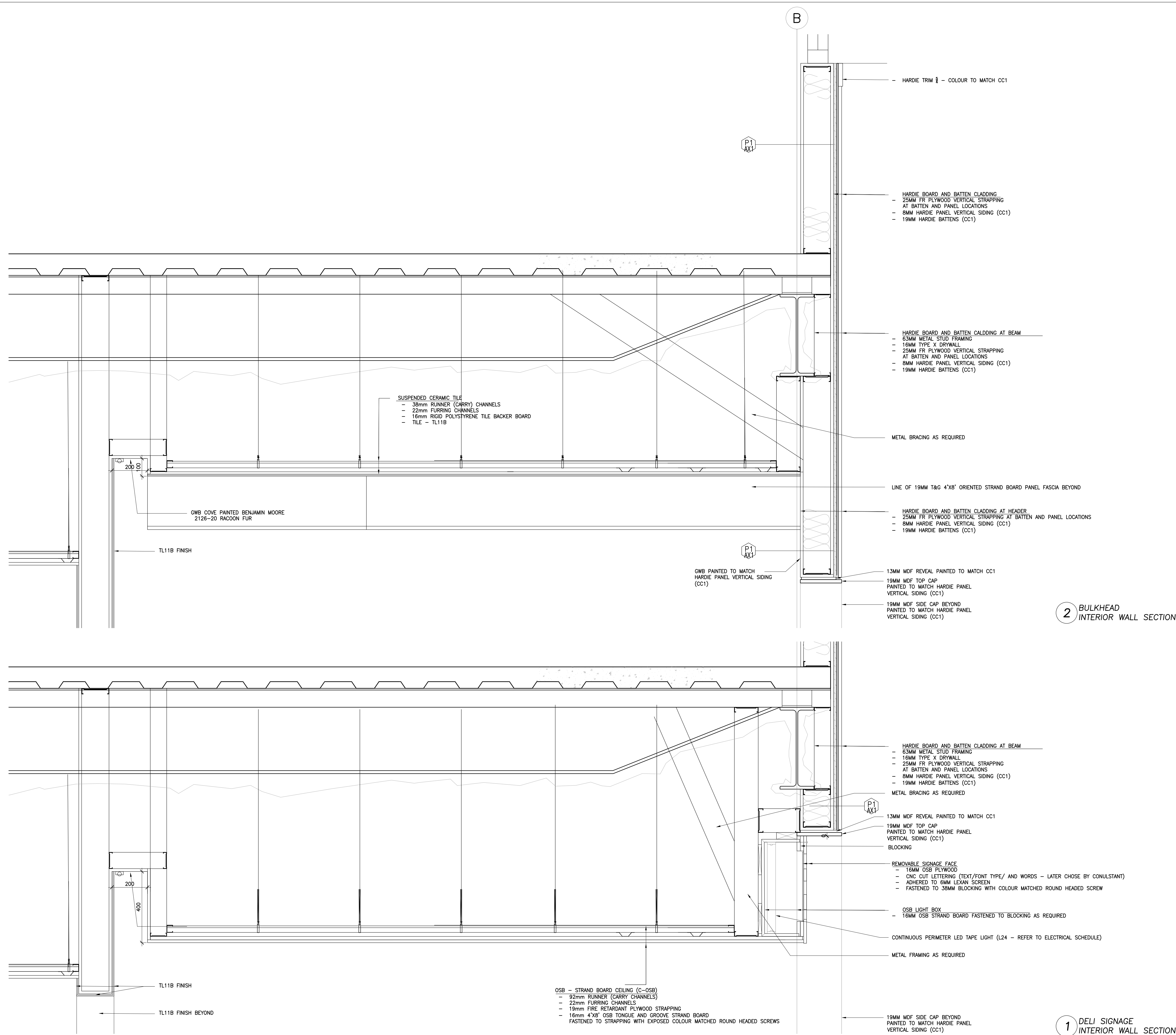
JULY 15, 2022

PROJECT NUMBER

2102

DRAWING NUMBER

A510



Contractor must check and verify all dimensions on the job, and report any discrepancies to the Architect before proceeding with the work.
Do not scale this drawing.

REVISIONS AND ISSUES

REV	DESCRIPTION	DATE	BY
1	REVISED SPA	210809	AB
2	ISSUED FOR TENDER	210824	AB
3	REVISION TO BUILDING PERMIT	220315	AB
4	SI-01	220615	AB
5	BLG SET-OUT CAD	220715	AB
6	ISSUED FOR CONSTRUCTION	220715	AB
7			
8			
9			
10			
11			
12			

MJMA

maclellennan jaunkalns miller architects
425 adelade street west level 6
toronto ontario m5v 3c1
416 593 4794
www.mjmaarchitects.com

TRITON ENGINEERING SERVICES LTD

CIVIL ENGINEERS
229 BROADWAY, UNIT 1
ORANGEVILLE, ONTARIO, L9W 1K4
TEL 519 941 0330 FAX 519 941 1830

BLACKWELL

STRUCTURAL ENGINEERS
134 PETER STREET, SUITE 1301
TORONTO, ONTARIO, M5V 2H2
TEL 416.593.5300 FAX 416.593.4840

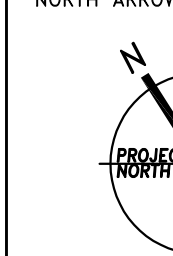
SMITH + ANDERSON

MECHANICAL AND ELECTRICAL ENGINEERS
1100 - 100 SHEPPARD AVENUE EAST
TORONTO, ONTARIO, M2N 6N5
TEL 416.487.8151


SAYERS FOOD LIMITED

132 BURLEIGH STREET
E 705.856.4531
e: sayers@apsley.ca

NORTH ARROW



SEAL



PROJECT TITLE

**NEW SAYERS FOOD STORE
BURLEIGH STREET, APSLEY**

DRAWING TITLE

STAIR DRAWINGS

SCALE
AS NOTED

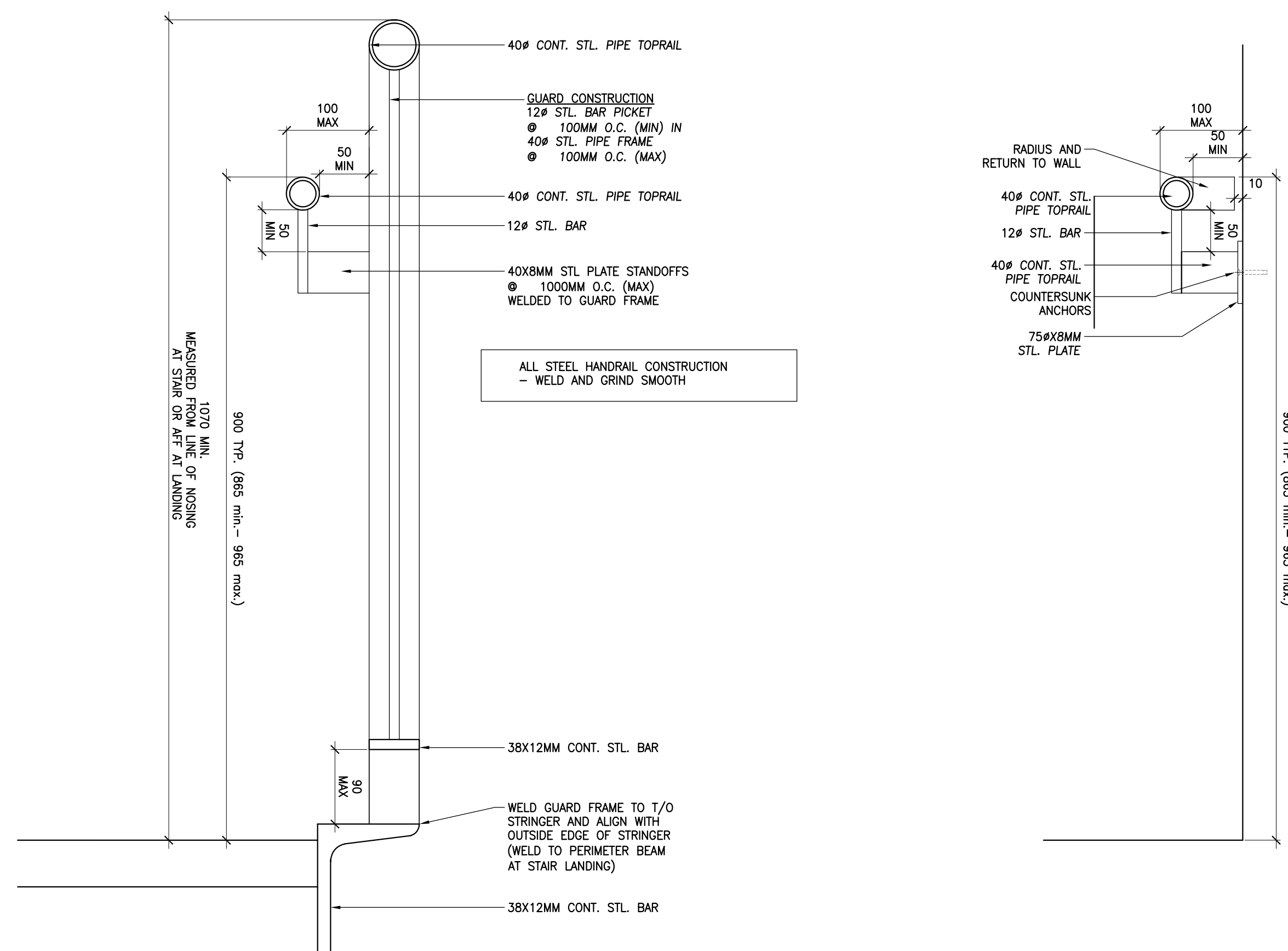
DATE
JULY 15, 2022

PROJECT NUMBER

2102

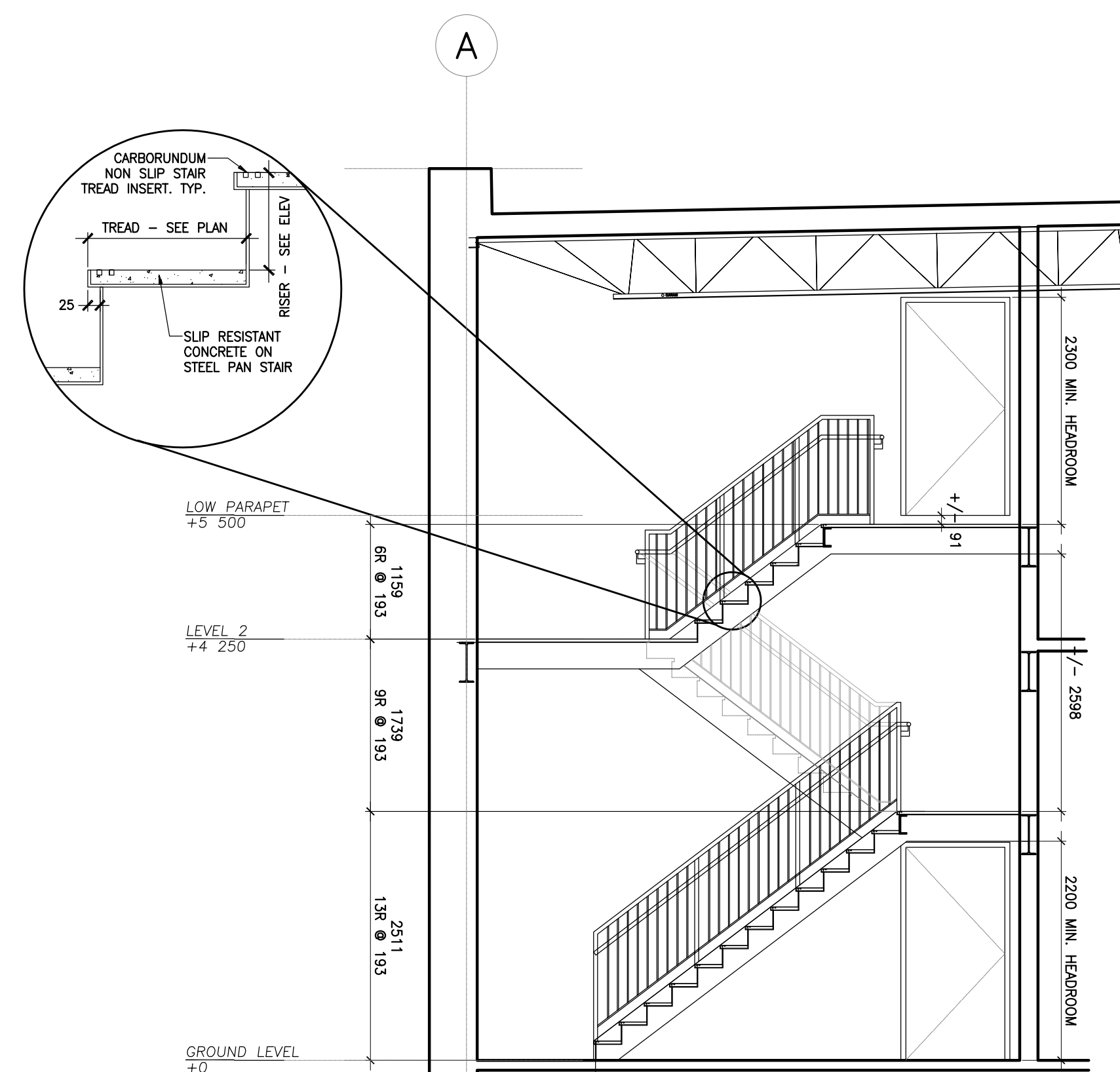
DRAWING NUMBER

A600

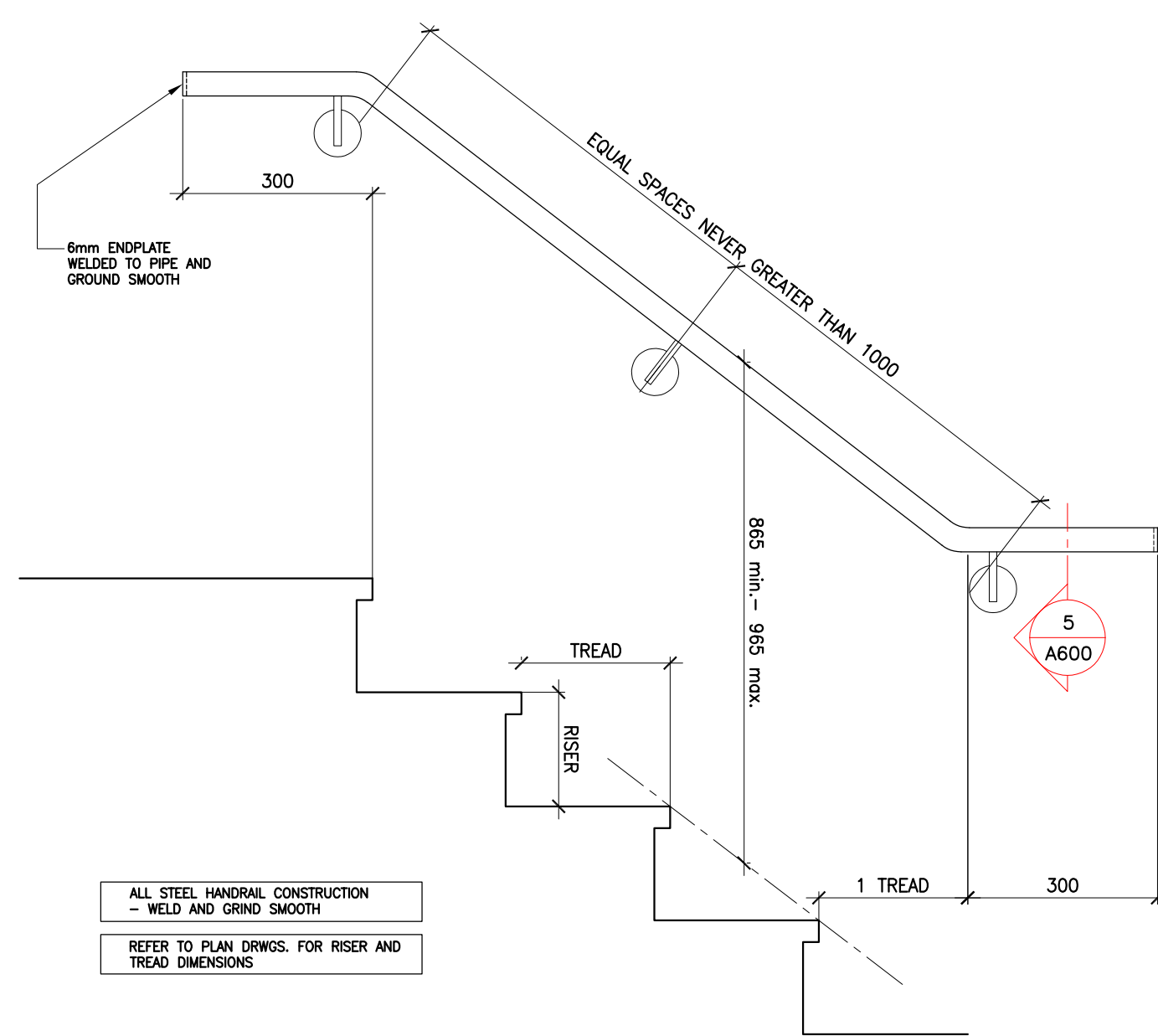


6 STAIR A - TYP. GUARD SECTION
1:5

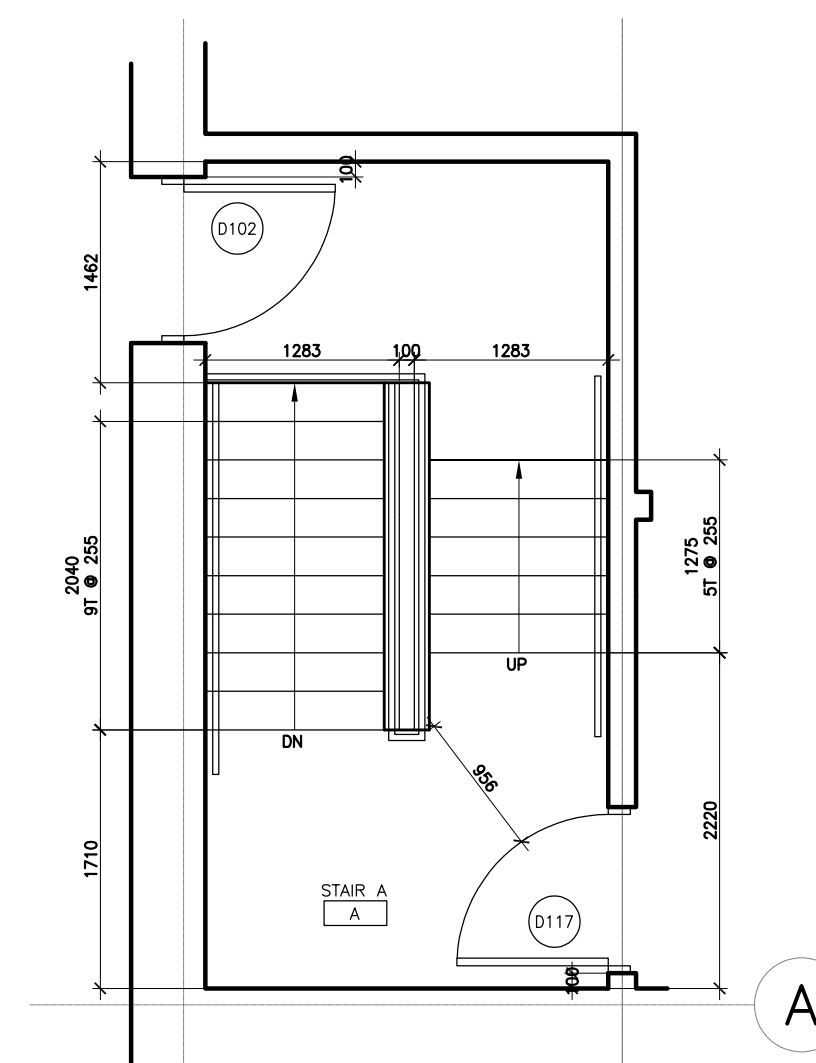
5 STAIR A - TYP. WALL HANDRAIL SECTION
1:5



3 STAIR A - SECTION
1:50

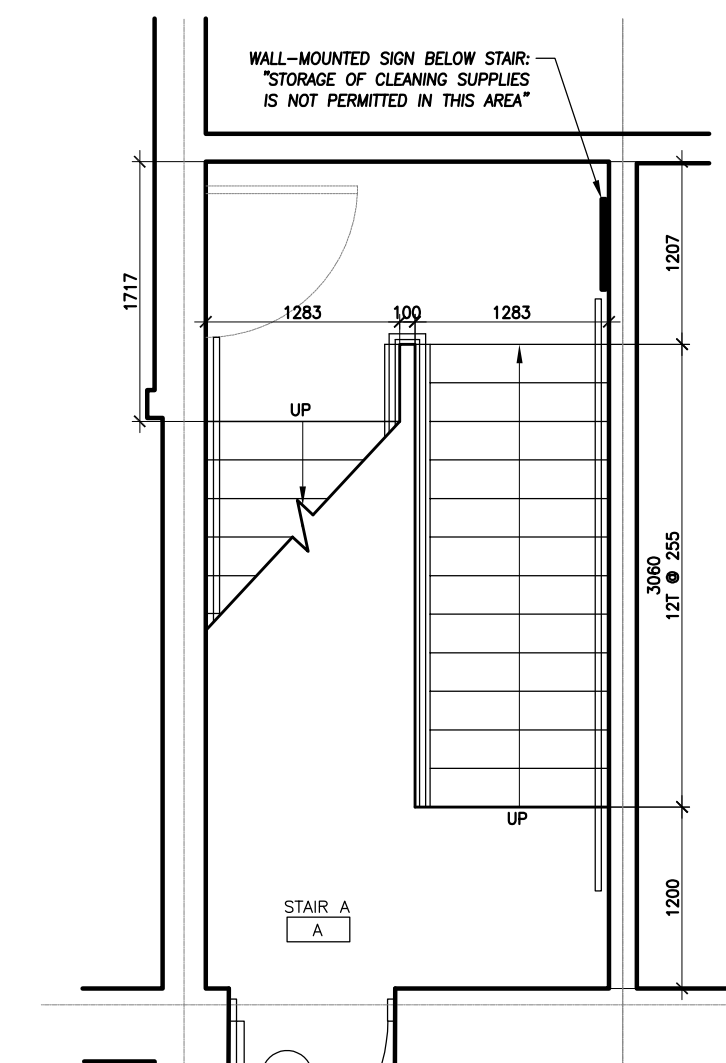


4 STAIR A - TYP. WALL HANDRAIL
1:10



5a 5c

2 STAIR A CALLOUT - LEVEL 2
1:50



5a 5c

1 STAIR A CALLOUT - LEVEL 1
1:50

D006 – LOADING DOCK LEVELER, SEAL, ACCESSORIES, DOOR

Loading Dock Specifications - Sayer's Grocery Store in Aspley, Ontario

Item: **Sercro Hydraulic Dock Leveler**
Model: **Sercro Model HL830 Hydraulic Dock Leveler**
Featuring: Nominal size 6' wide x 8' long
 30,000 lbs. capacity per ANSI MH 14.1 1992
 Pour in pan style dock leveler
 20" long, high tensile steel lip plate 5/8" thick
 Power in/Power out lip control
 Regenerative hydraulic system
 4 1/2" diameter main cylinder, 2 1/2" diameter lip cylinder
 Safety tread deck plate 1/4" thick
 Full range telescoping toe guards
 Hinged maintenance post
 Below dock control
 Fall Safe
 Grease fittings on hinge tube
 Minimum lip crown set at 4" above dock
 15 degree leading edge lip bevel
 Clean frame subframe designed to minimize pit floor obstructions and enhance pit clean-up operations
 VB42011F Laminated rubber bumpers per unit
 10 year structural warranty, 5 year hydraulic warranty

Item: **Sercro Dock Seal**
Model: **Sercro Model S-600 Fixed header dock seal**
Featuring: Head pad 120" wide x 12" face x 12" projection
 Side pad 108" long x 12" face x 12" backboard x 12" projection
 Designed to suit door opening 8' wide x 9' high and dock height 48"
 Base fabric: 40 oz.
 40 oz. Wear pleats with 4" exposure
 Full length 4" wide yellow guide stripe on vertical pads
 One year warranty

Item: **Sercro Loading Light**
Featuring: 62" flexible arm extension
 2" diameter LED light

Item: **Sercro Wheel Chock**
Featuring: Heavy Duty molded rubber Chock
 15' of galvanized chain
 Steel wall-mount bracket

Items: **Sercro Overhead Door**
Model: **Garaga G-5000**
Features: Door size 8'0" wide x 9'0" high
 Foam Injected
 R-16 rating
 3" track and hardware
 Weatherseal package
 Continuous angle
 One window per door
 Option: Electric operator c/w chain hoist

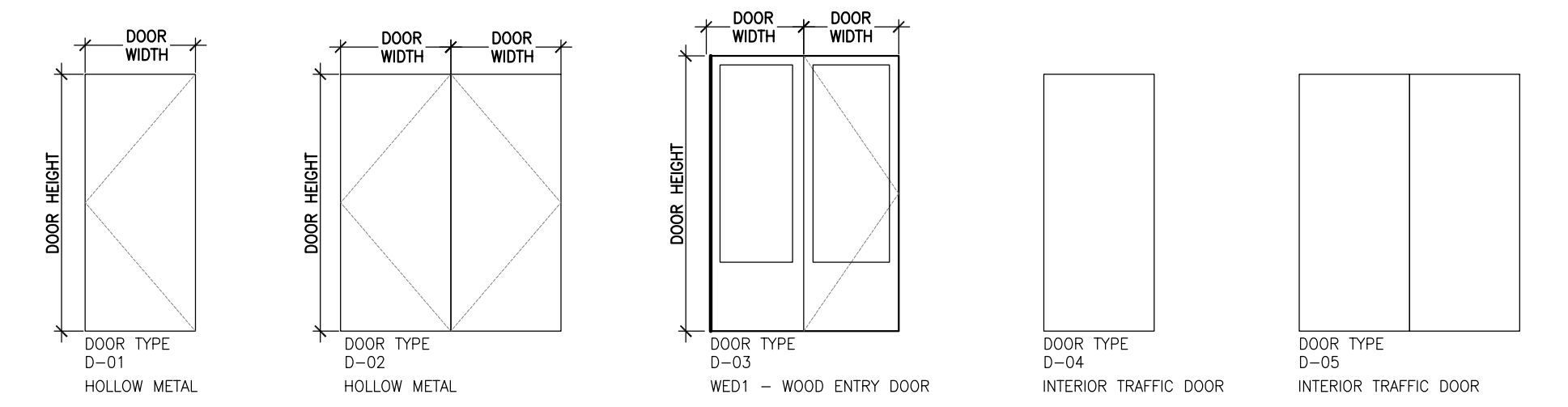
EXTERIOR DOOR SCHEDULE

LEVEL	ROOM#	ROOM NAME	DOOR#	DOOR					JAMB TYPE	FRAME			INSUL	FIRE RAT'G	HINGE	LOCK	PANIC HARDWARE	CLOSER	STOP	REMARKS		
				WIDTH	HEIGHT	TYPE	MAT'L	FIN.		GLZING	TYPE	MAT'L									FIN.	
1	101	EXIT VESTIBULE	D001	3188	2600	SED1	ALUM	-	TG	-	-	SEE SCREEN SCHED	YES	NO	Y	Y	Y	-	-	AUTOMATIC SLIDING DOOR W/ BREAKOUT PANELS REFER TO E302 ON A710 - SCREEN SCHEDULE		
1	102	ENTRY VESTIBULE	D002	3188	2600	SED1	ALUM	-	TG	-	-	SEE SCREEN SCHED	YES	NO	Y	Y	Y	-	-	AUTOMATIC SLIDING DOOR W/ BREAKOUT PANELS REFER TO E302 ON A710 - SCREEN SCHEDULE		
1	104	BAKERY DISPLAY	D003	2140	3000	D-03	WD	-	TG	-	-	-	-	NO	Y	Y	Y	Y	-	REFER TO A700 - SCREEN SCHEDULE		
1	A	STAIR A	D004	1000	2150	D-01	HM	PT	-	-	-	F-01	HM	PT	YES	NO	Y	Y	Y	Y	Y	-
1	121	SERVICE	D005	1220	2150	D-01	HM	PT	-	-	-	F-01	HM	PT	YES	NO	Y	Y	Y	Y	Y	-
1	122	SERVICE - DOCK	D006	2440	2743	-	-	-	-	-	-	-	-	-	-	-	-	-	-	-	-	REFER TO E308 - LOADING DOCK LEVELER, SEAL, ACCESSORIES, DOOR SPECIFICATION AND DETAILS
2	202	STAFF LOUNGE	D101	1000	2350	D-01	HM	PT	TG	-	-	SEE SCREEN SCHED	YES	NO	Y	Y	-	-	-	-	-	REFER TO SCREEN SCHEDULE - THRAPMORE 700
2	A	STAIR A	D102	1000	2150	D-01	HM	PT	-	-	-	F-01	HM	PTD	YES	NO	Y	Y	-	-	-	-

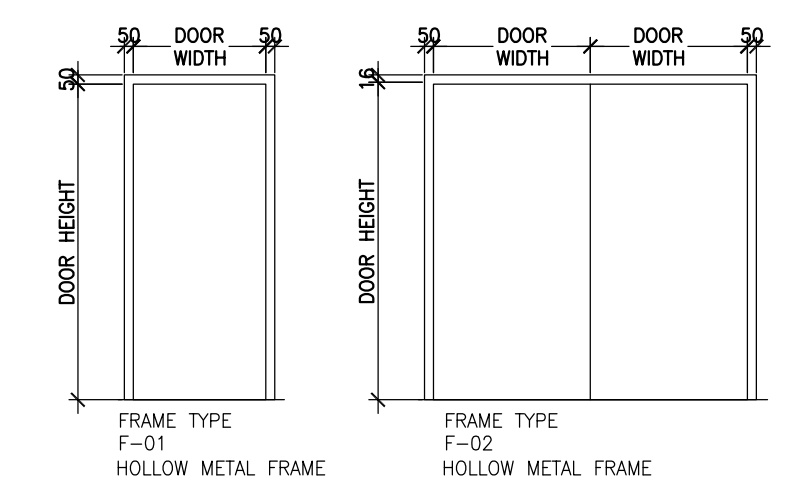
INTERIOR DOOR SCHEDULE

LEVEL	ROOM#	ROOM NAME	DOOR#	DOOR					JAMB TYPE	FRAME			INSUL	FIRE RAT'G	HINGE	LOCK	PANIC HARDWARE	CLOSER	STOP	REMARKS			
				WIDTH	HEIGHT	TYPE	MAT'L	FIN.		GLZING	TYPE	MAT'L									FIN.		
1	A	STAIR A	D011	1000	2150	D-01	HM	PT	NO	-	-	F1	HM	PT	NO	THR	Y	-	-	Y	-	-	-
1	115	UNIVERSAL WC	D012	1000	2150	D-01	HM	PT	NO	-	-	F1	HM	PT	NO	NO	Y	Y	-	-	Y	-	-
1	116	PRODUCE PREP/STOR.	D013	1220	2150	D-04	-	-	YES	-	-	-	-	-	-	-	-	-	-	-	-	-	-
1	119	MEAT PREP	D014	1220	2150	D-04	-	-	YES	-	-	-	-	-	-	-	-	-	-	-	-	-	-
1	121	SERVICE	D015	1600	2150	D-05	-	-	YES	-	-	-	-	-	-	-	-	-	-	-	-	-	-
1	121	SERVICE	D016	1830	2150	D-05	-	-	YES	-	-	-	-	-	-	-	-	-	-	-	-	-	-
1	113	WALKIN COOLER	D020	1220	2150	-	-	-	-	-	-	-	-	-	-	-	-	-	-	-	-	-	PROVIDED BY COOLER/FREEZER SUPPLIER
1	114	WALKIN FREEZER	D021	1220	2150	-	-	-	-	-	-	-	-	-	-	-	-	-	-	-	-	-	PROVIDED BY COOLER/FREEZER SUPPLIER
1	117	WALKIN PRODUCE	D022	1524	2150	-	-	-	-	-	-	-	-	-	-	-	-	-	-	-	-	-	PROVIDED BY COOLER/FREEZER SUPPLIER
1	118	MEAT COOLER	D023	1524	2150	-	-	-	-	-	-	-	-	-	-	-	-	-	-	-	-	-	PROVIDED BY COOLER/FREEZER SUPPLIER
1	120	FREEZER	D024	1524	2150	-	-	-	-	-	-	-	-	-	-	-	-	-	-	-	-	-	PROVIDED BY COOLER/FREEZER SUPPLIER
1	122	WALKIN DAIRY	D025	1524	2150	-	-	-	-	-	-	-	-	-	-	-	-	-	-	-	-	-	PROVIDED BY COOLER/FREEZER SUPPLIER
1	123	WC	D026	1000	2150	D-01	HM	PT	NO	-	-	F1	HM	PT	NO	NO	Y	Y	-	-	Y	-	-
2	208	ELEC	D110	1000	2150	D-01	HM	PT	NO	-	-	F1	HM	PT	-	THR	Y	Y	-	-	Y	-	-
2	206	STORAGE	D111	1000	2150	D-01	HM	PT	NO	-	-	F1	HM	PT	-	Y	Y	-	-	-	Y	-	-
2	204	PRIVATE OFFICE	D112	1000	2150	D-01	HM	PT	NO	-	-	F1	HM	PT	-	Y	Y	-	-	-	Y	-	-
2	205	SHOWER/WC	D113	1000	2150	D-01	HM	PT	NO	-	-	F1	HM	PT	-	Y	Y	-	-	-	Y	-	-
2	207	STORAGE	D114	2000	2150	D-02	HM	PT	NO	-	-	F2	HM	PT	-	Y	Y	-	-	-	Y	Y	-
2	201	CORRIDOR	D115	900	2150	D-02	HM	PT	NO	-	-	F2	HM	PT	-	Y	Y	-	-	-	Y	Y	-
2	203	OPEN OFFICE	D116	1000	2150	D-01	HM	PT	NO	-	-	F1	HM	PT	-	Y	Y	-	-	-	Y	Y	-
2	A	STAIR A	D117	1000	2150	D-01	HM	PT	NO	-	-	F1	HM	PT	-	THR	Y	Y	-	-	Y	-	-

DOOR LEGEND:		NA NOT APPLICABLE				HARDWARE LEGEND:				**REFER TO A700 FOR ALUMINUM SCREENS AND GLAZING							
ALUM	ALUMINUM	PT	PAINT	AR	ADAMS RITE	CL	CYLINDRICAL LOCK	CVR	CONCEALED VERTICAL ROD EXIT DEVICE	CONC	CONCEALED DOOR CLOSER	REGU	SURFACE DOOR CLOSER	CHHS	CONCEALED OVERHEAD STOP	SOHS	SURFACE OVERHEAD STOP
ANOD	ANODIZED	TG	TEMPERED GLASS	CH	CONTINUOUS HINGE	DL	MORTISE DEADLOCK	ML	MORTISE LOCK	PP	PUSH/PULL	RHM	RM EXIT DEVICE	SRV	SURFACE VERTICAL ROD DEVICE WITH EXTERIOR TRIM		
CL	CLEAR FINISH	WD	WOOD VENEER	S/W	STANDARD WEIGHT BUTT HINGE	PP	PUSH/PULL	RHM	RM EXIT DEVICE	SRV	SURFACE VERTICAL ROD DEVICE WITH EXTERIOR TRIM						
HM	HOLLOW METAL	SP	SOLID PHENOLIC	H/W	HEAVY WEIGHT BUTT HINGE												
INSUL	INSULATED	SSS	STAINLESS STEEL	FB	FLUSH BOLT (INACTIVE LEAF)												
<small>*BLACK ANODIZED FINISH TYPICAL UNLESS NOTED OTHERWISE.</small>																	



01 DOOR TYPE (N.T.S)



02 FRAME TYPES (N.T.S)

Contractor must check and verify all dimensions on the job, and report any discrepancies to the Architect before proceeding with the work.
 Do not scale this drawing.

REVISIONS AND ISSUES

REV	DESCRIPTION	DATE	BY
1	REVISED SPA	210809	AB
2	ISSUED FOR TENDER	210824	AB
3	REVISION TO BUILDING PERMIT	220315	AB
4	SI-01	220615	AB
5	B/LG SET-OUT CAD	220715	AB
6	ISSUED FOR CONSTRUCTION	220715	AB
7			
8			
9			
10			
11			
12			

MJMA
 maclean jaunkalns miller architects
 425 adelaida street west level 6
 Toronto, Ontario M5V 3C1
 416 593 4794
 www.mjmaarchitects.com

TRITON ENGINEERING SERVICES LTD
 CIVIL ENGINEERS
 229 BROADWAY, UNIT 1
 ORANGEVILLE, ONTARIO, L9W 1K4
 TEL 519 941 0330 FAX 519 941 1830

BLACKWELL
 STRUCTURAL ENGINEERS
 134 PETER STREET, SUITE 1301
 TORONTO, ONTARIO, M5V 2H2
 TEL 416 593 5300 FAX 416 593 4840

SMITH + ANDERSON
 MECHANICAL AND ELECTRICAL ENGINEERS
 1100 - 100 SHEPPARD AVENUE EAST
 TORONTO, ONTARIO, M2N 6N5
 TEL 416 487 8151

SAYERS FOOD LIMITED

132 BURLEIGH STREET
 E. 705.856.4531
 e: sayers@apsley.ca

NORTH ARROW

PROJECT TITLE
**NEW SAYERS FOOD STORE
 BURLEIGH STREET, APSLEY**

DRAWING TITLE
**DOOR SCHEDULE
 AND DETAILS**

SCALE
NTS

DATE
JULY 15, 2022

PROJECT NUMBER
2102
 DRAWING NUMBER

A700

Contractor must check and verify all dimensions on the job, and report any discrepancies to the Architect before proceeding with the work.
Do not scale this drawing.

REVISIONS AND ISSUES

REV	DESCRIPTION	DATE	BY
1	REVISED SPA	210809	AB
2	ISSUED FOR TENDER	210824	AB
3	REVISION TO BUILDING PERMIT	220315	AB
4	SI-01	220615	AB
5	BLG SET-OUT CAD	220715	AB
6	ISSUED FOR CONSTRUCTION	220715	AB
7			
8			
9			
10			
11			
12			

MJMA

macLennan jaunkalns miller architects
425 adelade street west level 6
toronto ontario m5v 3c1
416 593 4794
www.mjmaarchitects.com

TRITON ENGINEERING SERVICES LTD

CIVIL ENGINEERS
229 BROADWAY, UNIT 1
ORANGEVILLE, ONTARIO, L9W 1K4
TEL 519 941 0330 FAX 519 941 1830

BLACKWELL

STRUCTURAL ENGINEERS
134 PETER STREET, SUITE 1301
TORONTO, ONTARIO, M5V 2H2
TEL 416.593.5300 FAX 416.593.4840

SMITH + ANDERSON

MECHANICAL AND ELECTRICAL ENGINEERS
1100 - 100 SHEPPARD AVENUE EAST
TORONTO, ONTARIO, M2N 6N5
TEL 416.487.8151

SAYERS FOOD LIMITED

132 BURLEIGH STREET
E. 705.806.4531
e: sayers@apsley.ca

NORTH ARROW

SEAL



PROJECT TITLE

**NEW SAYERS FOOD STORE
BURLEIGH STREET, APSLEY**

DRAWING TITLE

**EXTERIOR & INTERIOR
SCREEN SCHEDULES**

SCALE

1:50

DATE

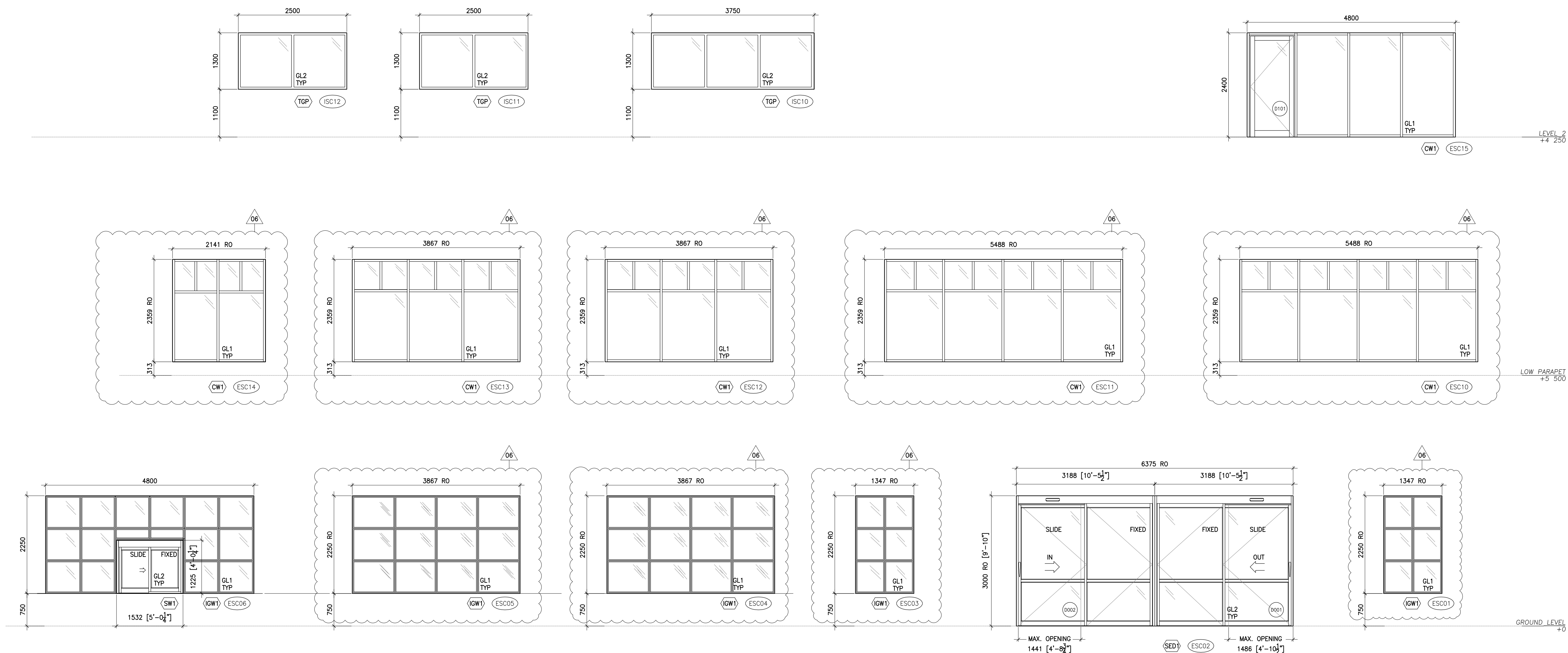
JULY 15, 2022

PROJECT NUMBER

2102

DRAWING NUMBER

A710



GLAZING SCHEDULE					
GLASS TYPE	LITE TYPE AND THICKNESS		LOW E COATING		GLAZING NOTE
	OUTER FT/mm	INNER FT/mm	TYPE	SURFACE	
GL1			DOUBLE SILVER	#2	TYPICAL EXTERIOR GIL WASH-FILLED DESIGNER-FILLED WASH-EDGE SPACER BAR.
GL2	FIRE-RATED CEDRAC GLAZING				SEE OUTLINE SPEC.

FRAME TYPE

IGW1 INTERIOR GLAZED WINDOW

ALUMINUM SHOWERWALL SYSTEM - THERMALLY BROKEN

FINISH: 13mm PROFRAISED ALUM. SECTIONS
COLOUR: CUSTOM (CRO)

CW1 CURTAIN WALL

ALUMINUM THERMALLY BROKEN - THERMALLY BROKEN

FINISH: 13mm PROFRAISED ALUM. SECTIONS
COLOUR: CUSTOM (CRO)

SED1 AUTOMATIC SLIDING ENTRANCE DOORS

HORTON AUTOMATICS - PROSLIDE SERIES 2021

SLIDING DOOR SYSTEM WITH ELECTRIC BELT DRIVE OPERATOR

DOOR TYPE: 310 - SI, R, S, D

OPERATOR: SHEET METAL/PREFABRICATED DETECTORS AND

M/S MANUAL LOCKING

PREFINISHED COLOUR - CUSTOM (CRO)

SW1 SLIDING SERVICE WINDOW

HORTON AUTOMATICS - SERIES 8800

DOOR TYPE: 310 - SI, R, S, D

HEADER: 6mm LOW-PROFILE

OPERATOR: 6mm LOW-PROFILE

LOCK: 10mm LOCK

PREFINISHED COLOUR - CUSTOM (CRO)

FP1 FIRE RATED GLASS AND FRAMING

FIRE-RATED METAL FRAME AND GLAZING (FORM WALL FP1)

GLAZING SCHEDULE LEGEND

GLASS TYPE: LOW-E COATING

FT: FULLY TEMPERED DG: DOUBLE SILVER

FR1 TYPE: SOLID OPAQUE FRIT

FR2 TYPE: POLYMER BUTYRAL

GLAZING NOTES:

1. GLASS FINISHES WITH MINIMUM AND AS REQUIRED TO MEET DESIGN REQUIREMENT.

2. LAMINATED GLASS GLASS LAYERS MINIMUM 3mm THICK UNLESS OTHERWISE INDICATED.

3. DIMENSIONS INDICATED ARE NOMINAL. ALL DIMENSIONS TO BE SET WORKED.

4. DECORATED FOR GLASS UNITS WHERE REQUIRED. INDICATE LOCATION ON SHOP DRAWING.

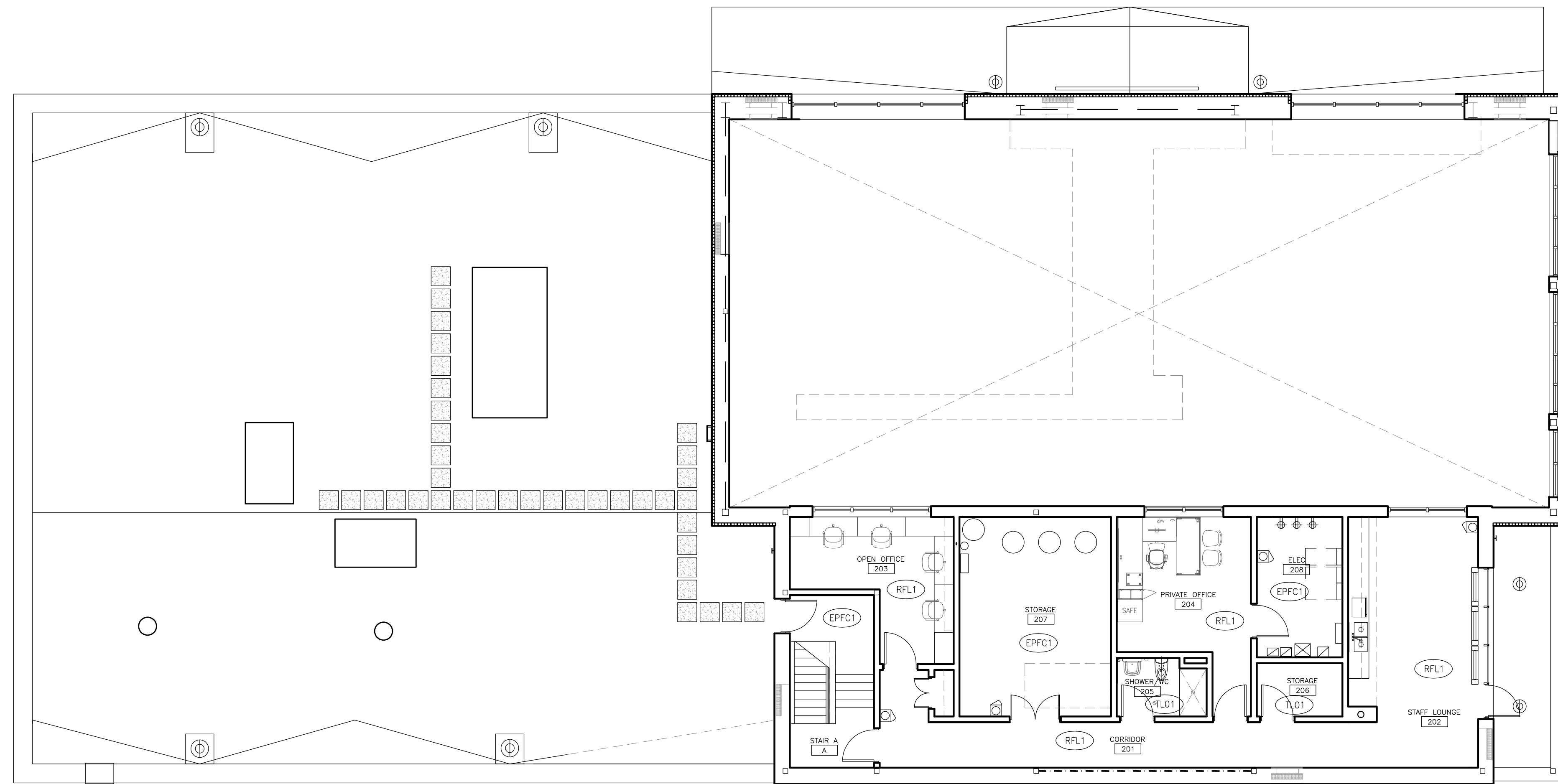
CURTAINWALL NOTES:

1. PROVIDE REINFORCING IN ALUM SECTION AS NECESSARY TO MAINTAIN SECTIONS AS SHOWN.

2. SEE PROJECT MANUAL AND DOOR SCHEDULE FOR GLAZED ALUM DOORS.

3. DIMENSIONS INDICATED ARE NOMINAL. ALL DIMENSIONS TO BE SET WORKED.

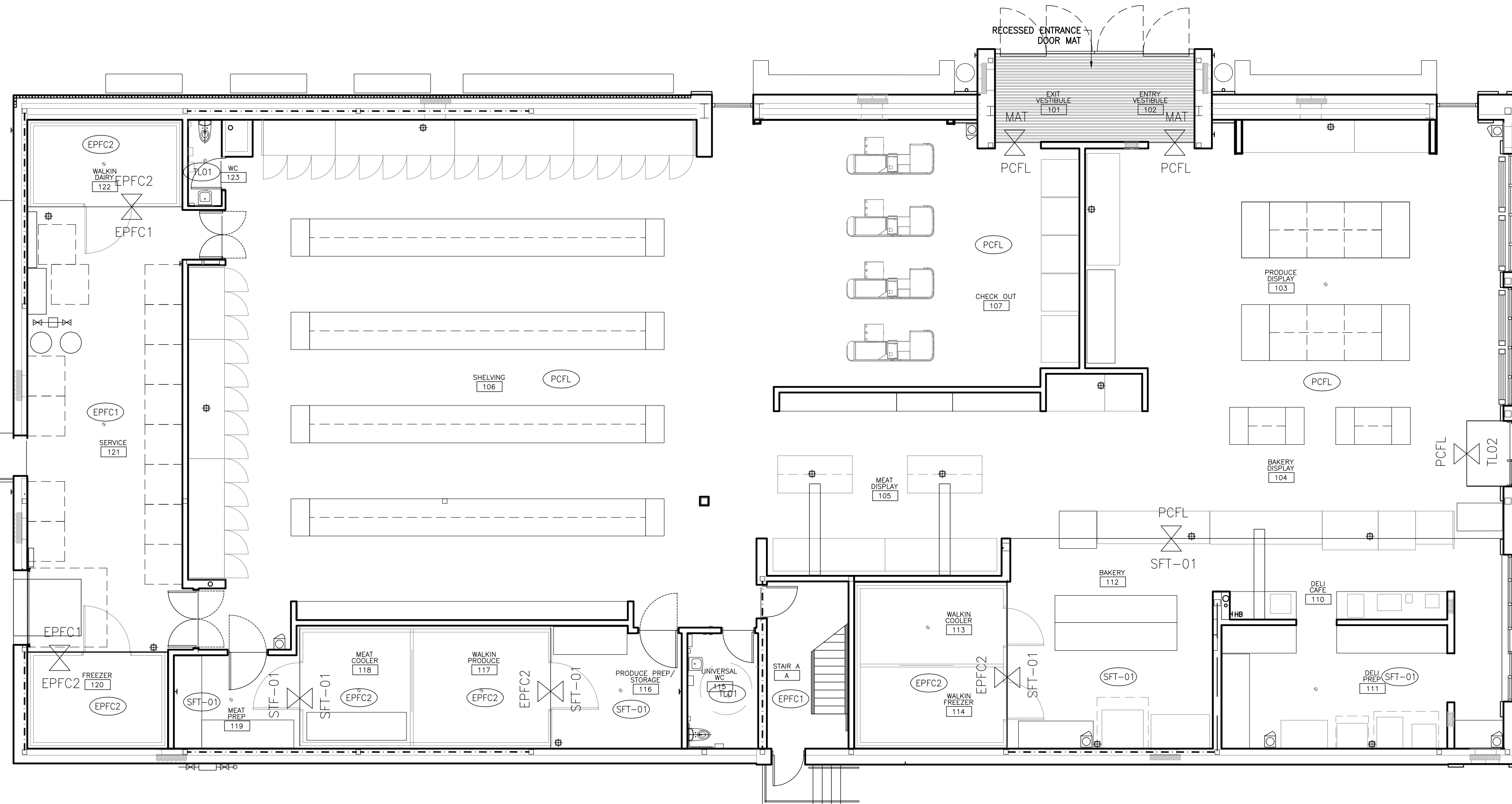
4. ALL FRAMES TO RECEIVE DURANAR XL PPS FINISH UNLESS OTHERWISE NOTED.



4 LEVEL 2 FINISH PLAN
1:100

- FINISH NOTES**
*USE TILE BACKER BOARD TYP. FOR ALL WALL SURFACES DIRECTLY ADJACENT TO INSULATED COOLERS/FREEZERS
- INTERIOR FINISHES LEGEND**
- (PCFL) POLISHED CONCRETE FLOOR
 - (C-OSB) WOOD CEILING PANEL (OSB)
 - (CC1) CEMENT CLADDING - BOARD AND BATTEN TEXTURE
 - (CC2) DECORATIVE WALL PANELING
 - (TL01) FLOOR TILE 300mm X 300mm
 - (TL02) FLOOR TILE - CUSTOM PATTERN 25mm HEX
 - (TL10) WALL & CEILING TILE 100mm X 400mm
 - (TL11A) WALL & CEILING TILE - WHITE 1"x6"
 - (TL11B) WALL & CEILING TILE - GREEN 1"x6"
 - (TL12) BACKSLASH TILE 3"x6"
 - (ACT1) ACOUSTIC CEILING TILE 2'X4'
 - (SFT-01) SAFETY FLOORING
 - (RFL1) RESILIENT FLOOR
 - (RB1) RUBBER BASE
 - (EPFC1) EPOXY FLOOR COATING
 - (EPFC2) EPOXY FLOOR COATING
 - (PT1) PAINT (WHITE)
 - (PT2) PAINT (CHARCOAL)
 - (PT3) PAINT (TBD)
 - (WP1) WALL PROTECTION PANEL
 - (MAT) ENTRANCE FLOOR MAT

2 INTERIOR FINISH LEGEND



3 GROUND LEVEL FINISH PLAN
1:100

ROOM NUMBER	ROOM NAME	FLOOR	BASE	CEILING	WALLS				COMMENTS
					NORTH	EAST	SOUTH	WEST	
101	ENTR VESTIBULE	WAT	TL11A	CC2	TL11A	GL	TL11A	TL11A	
102	ENTR VESTIBULE	WAT	TL11B	CC2	GL	TL11A	TL11A	TL11A	
103	PRODUCE DISPLAY	PCFL	CC2/TL11A/RB1	EXP	PT1	CC2/PT1	CC2/PT1	CC2/PT1	
104	BAKERY DISPLAY	PCFL/TL02	CC2/RB1	EXP	-	PT1	CC2/PT1	CC2/PT1	
105	MEAT DISPLAY	PCFL	TL02/RB1	EXP	-	PT1	CC2/PT1	CC2/PT1	
106	SHELVING	PCFL	RB1	EXP	PT1	PT1	PT1/CC2	PT1	
107	CHECK-OUT	PCFL	CC2/RB1	EXP	CC2/PT1	CC2/PT1	PT1	PT1	
110	DELI CASE	SFT01	SFT01	OSB/TL11B	TL11B	-	CC1	TL11B	
111	DELI PREP	SFT01	SFT01	TL10	TL10	TL10	TL10	TL10	
112	BAKERY	SFT01	SFT01	OSB/TL11B/PT1	TL10	PT1	TL10	TL10	
113	WALKIN COOLER	EPFC2	RB1	FRZ/EXP	PT1	PT1	PT1	PT1	MUSE TILE BACKER BOARD FOR WALLS
114	WALKIN FREEZER	EPFC2	RB1	FRZ/EXP	PT1	PT1	PT1	PT1	MUSE TILE BACKER BOARD FOR WALLS
115	UNIVERSAL WC	TL01	TL10	PT1	TL10	TL10	TL10	TL10	
116	PRODUCE PREP/STORAGE	SFT01	WPT	EXP	WPT	WPT	WPT	WPT	
117	WALKIN PRODUCE	EPFC2	RB1	FRZ/EXP	PT1	PT1	PT1	PT1	MUSE TILE BACKER BOARD FOR WALLS
118	MEAT COOLER	EPFC2	RB1	FRZ/EXP	PT1	PT1	PT1	PT1	MUSE TILE BACKER BOARD FOR WALLS
119	MEAT FREEZ	SFT01	WPT	EXP	WPT	WPT	WPT	WPT	
120	FREEZER	EPFC2	RB1	FRZ/EXP	PT1	PT1	PT1	PT1	MUSE TILE BACKER BOARD FOR WALLS
121	SERVICE	EPFC1	WPT	EXP	WPT	WPT	WPT	WPT	
122	WALKIN DAIRY	EPFC2	RB1	FRZ/EXP	PT1	PT1	PT1	PT1	MUSE TILE BACKER BOARD FOR WALLS
123	STAIR A	TL01	TL10	PT1	TL10	TL10	TL10	TL10	
124	STAIR A	EPFC1	RB1	EXP	PT1	PT1	PT1	PT1	
201	CORRIDOR	RB1	RB1	OSB	PT1	PT1	PT1	PT1	
202	STAFF LOUNGE	RB1	RB1	OSB	PT1/TL12	PT1	PT1	PT1	
203	OPEN OFFICE	RB1	RB1	ACT1	PT1	PT1	PT1	PT1	
204	PRIVATE OFFICE	RB1	RB1	ACT1	PT1	PT1	PT1	PT1	
205	SHOWER/WC	TL01	TL10	OSB/TL10	TL10	TL10	TL10	TL10	TL10 FOR CEILING ABOVE SHOWER
206	SHOWER	TL01	TL10	OSB	TL10	TL10	TL10	TL10	
207	STORAGE	EPFC1	RB1	EXP	PT1	PT1	PT1	PT1	
208	ELECTRICAL ROOM	EPFC1	RB1	EXP	PT1	PT1	PT1	PT1	

1 ROOF FINISH SCHEDULE

Contractor must check and verify all dimensions on the job, and report any discrepancies to the Architect before proceeding with the work. Do not scale this drawing.

REVISIONS AND ISSUES

REV	DESCRIPTION	DATE	BY
1	REVISED SPA	210809	AB
2	ISSUED FOR TENDER	210824	AB
3	REVISION TO BUILDING PERMIT	220315	AB
4	SI-01	220615	AB
5	BLG SET-OUT CAD	220715	AB
6	ISSUED FOR CONSTRUCTION	220715	AB
7			
8			
9			
10			
11			
12			

MJMA
maclean jaunkalns miller architects
425 adelaide street west level 6
toronto ontario m5v 3c1
416 593 4794
www.mjmaarchitects.com


TRITON ENGINEERING SERVICES LTD
CIVIL ENGINEERS
229 BROADWAY, UNIT 1
ORANGEVILLE, ONTARIO, L9W 1K4
TEL 519 941 0330 FAX 519 941 1830

BLACKWELL
STRUCTURAL ENGINEERS
134 PETER STREET, SUITE 1301
TORONTO, ONTARIO, M5V 2H2
TEL 416.593.5300 FAX 416.593.4840

SMITH + ANDERSON
MECHANICAL AND ELECTRICAL ENGINEERS
1100 - 100 SHEPPARD AVENUE EAST
TORONTO, ONTARIO, M2N 6N5
TEL 416.487.8151

SAYERS FOOD LIMITED

132 BURLEIGH STREET
E. 705.856.4531
e: sayers@apsley.ca



PROJECT TITLE
**NEW SAYERS FOOD STORE
BURLEIGH STREET, APSLEY**

DRAWING TITLE
**FINISH FLOOR PLANS
AND SCHEDULE**

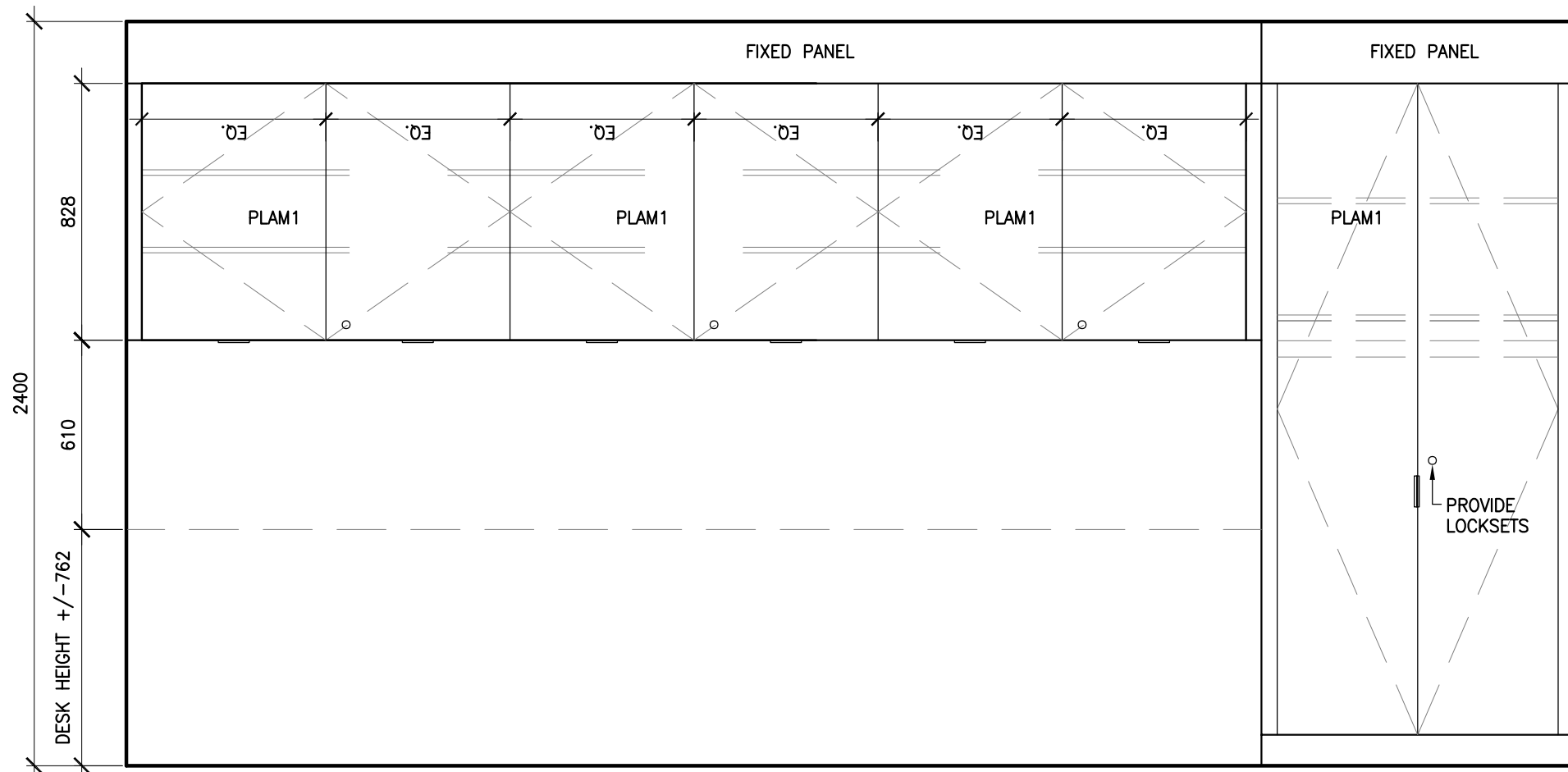
SCALE
1:100

DATE
JULY 15, 2022

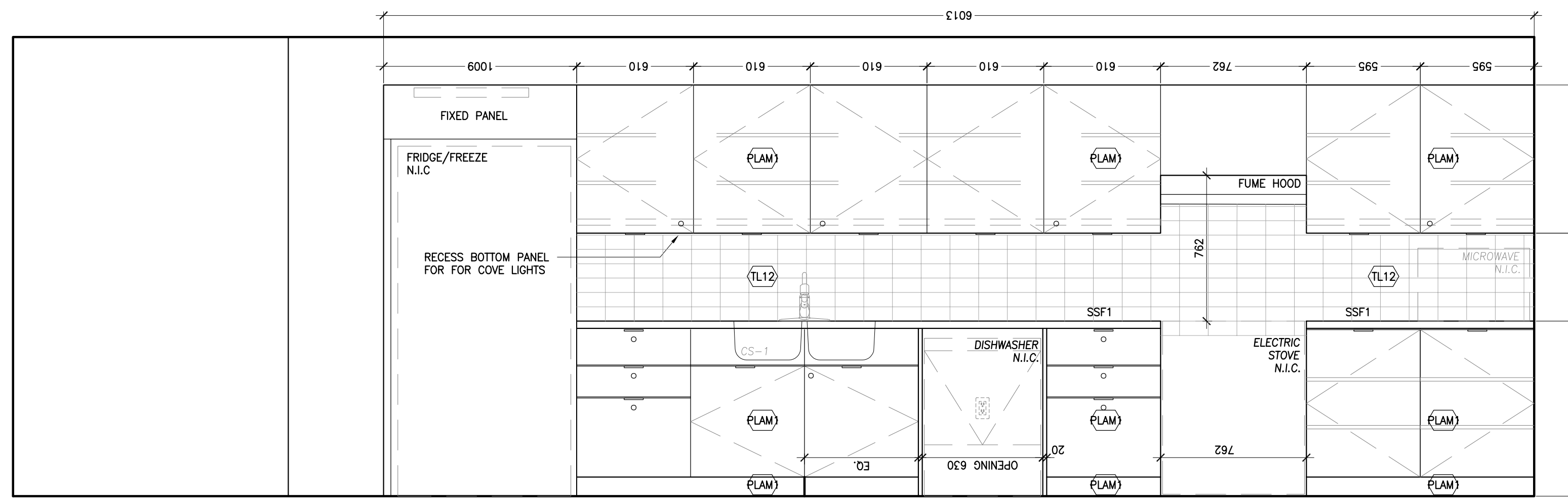
PROJECT NUMBER
2102

DRAWING NUMBER

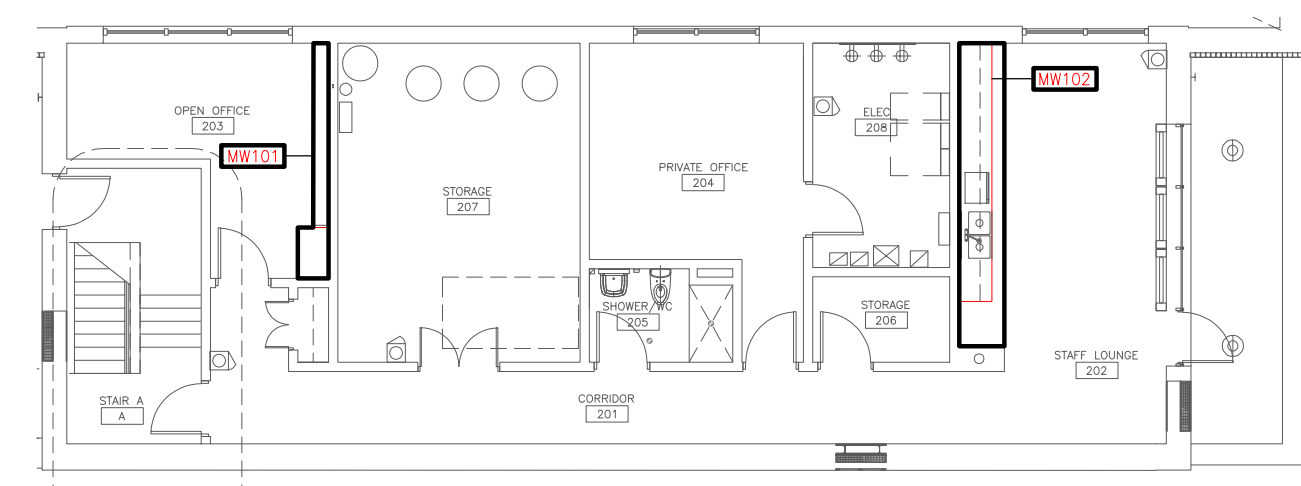
A800



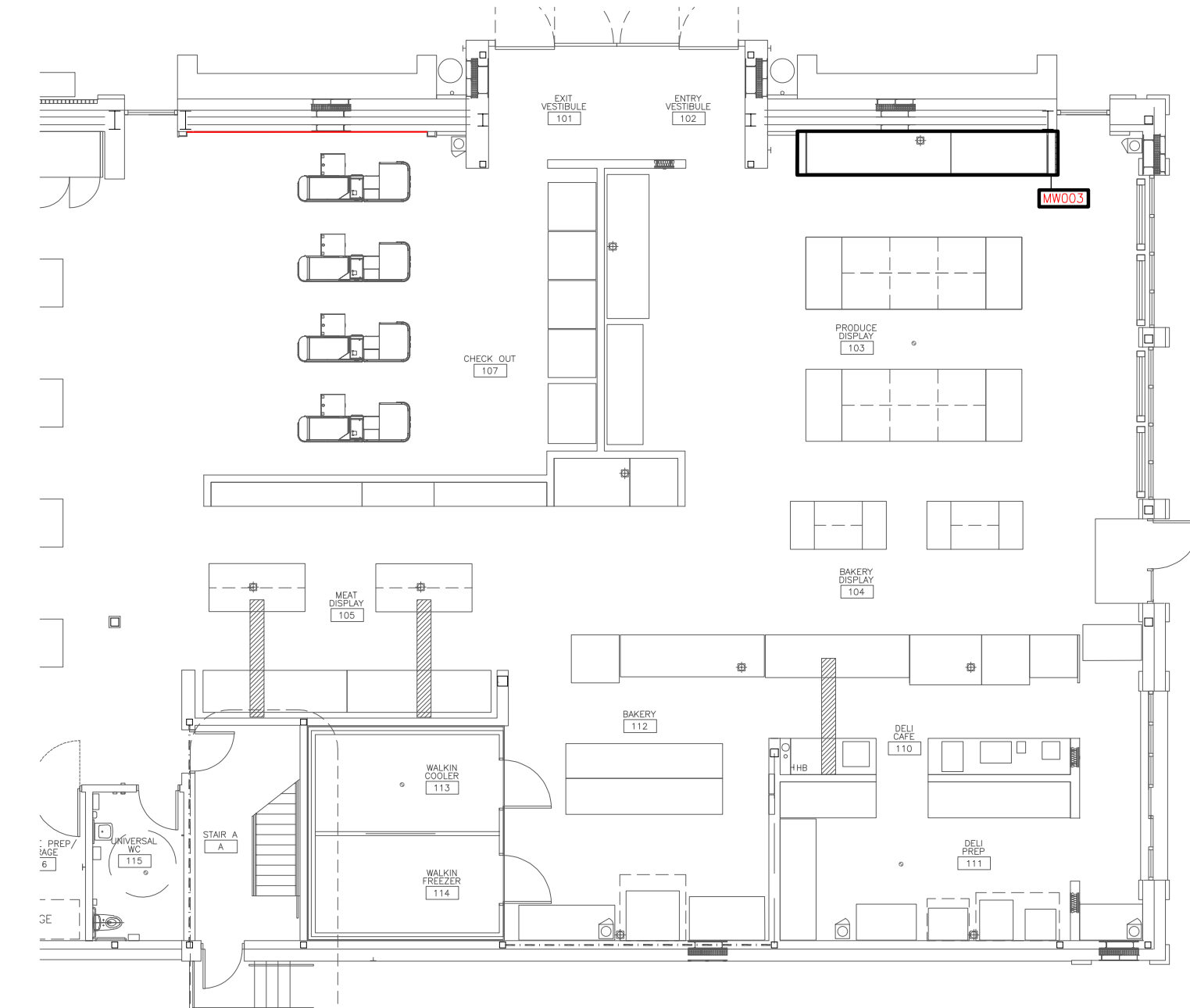
9 MW101 - STAFF CLOSET/UPPERS
1:20 - ELEVATION



4 MW102 - KITCHEN CABINETS
1:20 - ELEVATION



3 LEVEL 2 MW PLAN
1:150



2 GROUND LEVEL MW PLAN
1:150

MILLWORK SCHEDULE					
MARK	ROOM NUMBER	ROOM NAME	DESCRIPTION	COUNT	REFERENCE
MW003	103	PRODUCE DISPLAY	PRODUCE DISPLAY SURROUND	1	A901
MW101	203	OPEN OFFICE	UPPER CABINETS & FULL HEIGHT STORAGE	1	A900
MW102	202	STAFF LOUNGE	UPPER AND LOWER KITCHEN CABINETS	1	A900

1 MILLWORK SCHEDULE

Contractor must check and verify all dimensions on the job, and report any discrepancies to the Architect before proceeding with the work. Do not scale this drawing.

REVISIONS AND ISSUES			
REV	DESCRIPTION	DATE	BY
1	REVISED SPA	210809	AB
2	ISSUED FOR TENDER	210824	AB
3	REVISION TO BUILDING PERMIT	220315	AB
4	SI-01	220615	AB
5	BLG SET-OUT CAD	220715	AB
6	ISSUED FOR CONSTRUCTION	220715	AB
7			
8			
9			
10			
11			
12			


MJMA
maclennan jaunkalns miller architects
425 adelade street west level 6
toronto ontario m5v 3c1
416 593 4794
www.mjmaarchitects.com

TRITON ENGINEERING SERVICES LTD
CIVIL ENGINEERS
229 BROADWAY, UNIT 1
ORANGEVILLE, ONTARIO, L9W 1K4
TEL 519 941 0330 FAX 519 941 1830

BLACKWELL
STRUCTURAL ENGINEERS
134 PETER STREET, SUITE 1301
TORONTO, ONTARIO, M5V 2H2
TEL 416.593.5300 FAX 416.593.4840

SMITH + ANDERSON
MECHANICAL AND ELECTRICAL ENGINEERS
1100 - 100 SHEPPARD AVENUE EAST
TORONTO, ONTARIO, M2N 6N5
TEL 416 487 8151

SAYERS FOOD LIMITED
132 BURLEIGH STREET
E. 705.856.4531
e: sayers@apsley.ca



PROJECT TITLE
**NEW SAYERS FOOD STORE
BURLEIGH STREET, APSLEY**

DRAWING TITLE
MILLWORK DRAWINGS

SCALE
AS NOTED
DATE
JULY 15, 2022

PROJECT NUMBER
2102
DRAWING NUMBER

A900

Contractor must check and verify all dimensions on the job, and report any discrepancies to the Architect before proceeding with the work.
Do not scale this drawing.

REVISIONS AND ISSUES

REV	DESCRIPTION	DATE	BY
1	REVISED SPA	210809	AB
2	ISSUED FOR TENDER	210824	AB
3	REVISION TO BUILDING PERMIT	220315	AB
4	SI-01	220615	AB
5	BLG SET-OUT CAD	220715	AB
6	ISSUED FOR CONSTRUCTION	220715	AB
7			
8			
9			
10			
11			
12			

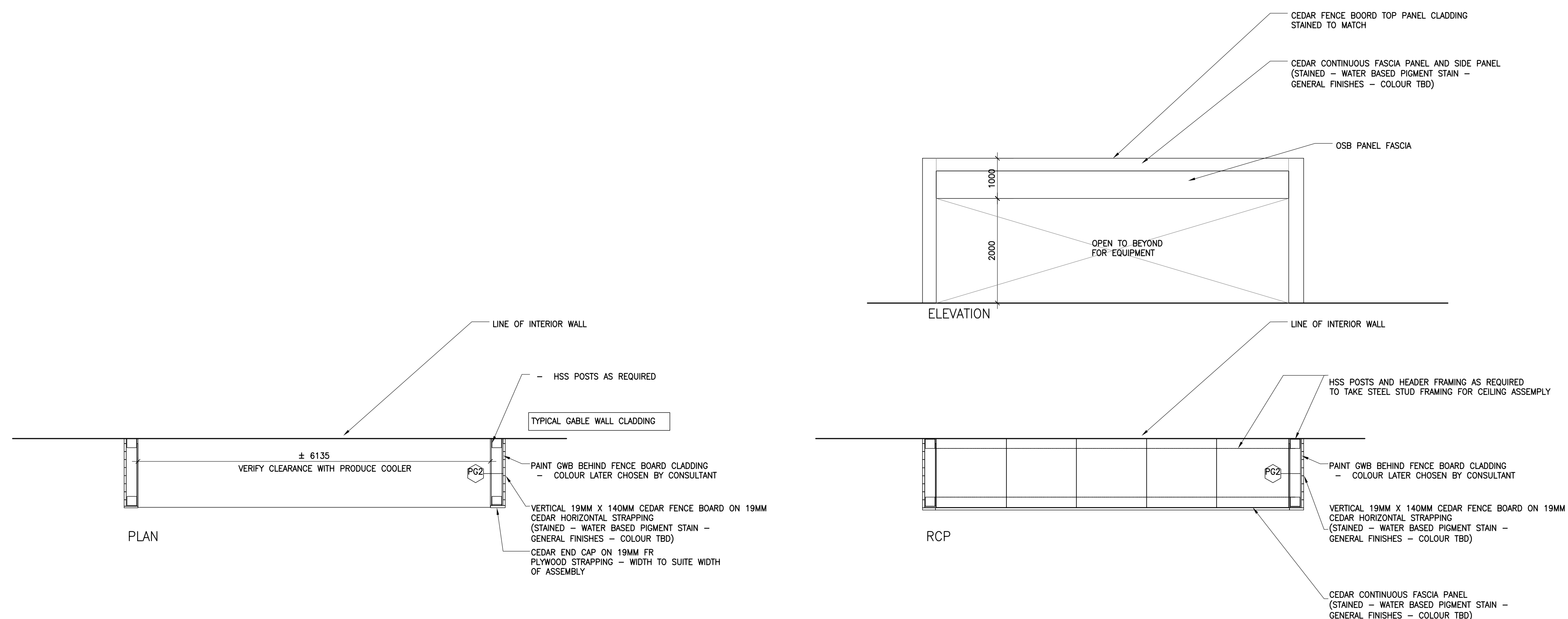
MJMA

macleanen jaunkalns miller architects
425 adelade street west level 6
toronto ontario m5v 3c1
416 593 4794
www.mjmaarchitects.com

TRITON ENGINEERING SERVICES LTD
CIVIL ENGINEERS
229 BROADWAY, UNIT 1
ORANGEVILLE, ONTARIO, L9W 1K4
TEL 519 941 0330 FAX 519 941 1830

BLACKWELL
STRUCTURAL ENGINEERS
134 PETER STREET, SUITE 1301
TORONTO, ONTARIO, M5V 2H2
TEL 416.593.5300 FAX 416.593.4840

SMITH + ANDERSON
MECHANICAL AND ELECTRICAL ENGINEERS
1100 - 100 SHEPPARD AVENUE EAST
TORONTO, ONTARIO, M2N 6N5
TEL 416.487.8151




2 MW 003 - PRODUCE COOLER KIOSK
1:50

SAYERS FOOD LIMITED

132 BURLEIGH STREET
E 705.856.4531
e: sayers@apsley.ca

NORTH ARROW

SEAL



PROJECT TITLE

NEW SAYERS FOOD STORE
BURLEIGH STREET, APSLEY

DRAWING TITLE

MILLWORK DRAWINGS

SCALE

AS NOTED

DATE


JULY 15, 2022

PROJECT NUMBER

2102

DRAWING NUMBER

A901



6 SOUTH STREETSCAPE



3 DELI CAFE 2



5 SOUTH ENTRY



2 DELI CAFE 1



4 PRODUCE DISPLAY



1 PRODUCE DISPLAY

Contractor must check and verify all dimensions on the job, and report any discrepancies to the Architect before proceeding with the work.
Do not scale this drawing.

REVISIONS AND ISSUES

REV	DESCRIPTION	DATE	BY
1	REVISED SPA	210809	AB
2	ISSUED FOR TENDER	210824	AB
3	REVISION TO BUILDING PERMIT	220315	AB
4	SI-01	220615	AB
5	BIG SET-OUT CAD	220715	AB
6	ISSUED FOR CONSTRUCTION	220715	AB
7			
8			
9			
10			
11			
12			

MJMA

maclellan jaunkalns miller architects
425 adelade street west level 6
toronto ontario m5v 3c1
416 593 4796
www.mjmaarchitects.com

TRITON ENGINEERING SERVICES LTD

CIVIL ENGINEERS
229 BROADWAY, UNIT 1
ORANGEVILLE, ONTARIO, L9W 1K4
TEL 519 941 0330 FAX 519 941 1830

BLACKWELL

STRUCTURAL ENGINEERS
134 PETER STREET, SUITE 1301
TORONTO, ONTARIO, M5V 2H2
TEL 416.593.5300 FAX 416.593.4840

SMITH + ANDERSON

MECHANICAL AND ELECTRICAL ENGINEERS
1100 - 100 SHEPPARD AVENUE EAST
TORONTO, ONTARIO, M2N 6N5
TEL 416.487.8151

SAYERS FOOD LIMITED

132 BURLEIGH STREET
E 705.856.4531
e: sayers@apsley.ca

NORTH ARROW

SEAL



PROJECT TITLE

NEW SAYERS FOOD STORE
BURLEIGH STREET, APSLEY

DRAWING TITLE

RENDERINGS

SCALE

AS NOTED

DATE

JULY 15, 2022

PROJECT NUMBER

2102

DRAWING NUMBER

A970